

focus on vision care:  
*innovations*

IN GLAUCOMA SURGERY HELP PRESERVE VISION



• DMEI •  
**inVIsion**

A PUBLICATION OF THE DEAN MCGEE EYE INSTITUTE

vision care  
research  
education  
community

# DMEI clinical directory

## Oklahoma Health Center

DMEI Pavilions A & B ■ 608 Stanton L. Young Blvd. ■ Oklahoma City, OK 73104

### Comprehensive Ophthalmology/ Cataract Surgery

(405) 271-1090 ■ (800) 787-9012

Cynthia A. Bradford, MD  
Brian K. Firestone, MD  
Layne E. Goetzinger, MD  
David W. Jackson, MD  
Theresa A. Larson, MD  
Deana S. Watts, MD

### Contact Lenses

(405) 271-6084 ■ (800) 787-9012

Carri L. Ferguson, FCLSA  
Contact Lens Specialist  
Rosita Ghazanfari, OD  
Contact Lens Specialist

### Cornea and External Disease

(405) 271-1095 ■ (800) 787-9017

Alex W. Cohen, MD, PhD  
Rhea L. Siatkowski, MD  
Donald U. Stone, MD

### Glaucoma

(405) 271-1093 ■ (800) 787-9015

Mahmoud A. Khaimi, MD  
Steven R. Sarkisian, Jr., MD  
Gregory L. Skuta, MD

### LASIK Surgery

(405) 271-2500 ■ (877) 406-4193

Alex W. Cohen, MD, PhD  
David W. Jackson, MD  
(580) 250-5855  
Jean R. Hausheer, MD, FACS

### Low Vision Rehabilitation

(405) 271-1793 ■ (800) 787-9012

Rebecca K. Morgan, MD

### Neuro-Ophthalmology

(405) 271-1091 ■ (800) 787-9013

Bradley K. Farris, MD  
Anil D. Patel, MD  
(405) 271-1094 ■ (800) 787-9016  
R. Michael Siatkowski, MD

### Ocular Oncology/Ophthalmic Pathology

(405) 271-1090 ■ (800) 787-9012

Brian K. Firestone, MD

### Ocular Prosthetics

(405) 271-3391 ■ (800) 787-9012

Nancy A. Lambert, BCO

### Ophthalmic Plastic & Reconstructive Surgery

(405) 271-1096 ■ (800) 787-9018

P. Lloyd Hildebrand, MD  
Annie Moreau, MD

### Optical Services

(405) 271-6174 ■ (800) 787-9012

### Optometry

(405) 271-1090 ■ (800) 787-9012

Dana M. Garber, OD  
Rosita Ghazanfari, OD  
Brandalyn D. Loyko, OD  
Jessica L. Lucas, OD

### Pediatric Ophthalmology/Strabismus

(405) 271-1094 ■ (800) 787-9016

Janine E. Collinge, MD  
R. Michael Siatkowski, MD  
Tammy L. Yanovitch, MD, MHSc

### Retina/Vitreous

(405) 271-1092 ■ (800) 787-9014

Reagan H. Bradford, Jr., MD  
Stephen R. Fransen, MD  
Ronald M. Kingsley, MD  
Robert E. Leonard II, MD  
Vinay A. Shah, MD

### Stephenson Laser Center

(405) 271-2500 ■ (877) 406-4193

### Trauma/Emergency

(405) 271-6060 ■ (800) 787-9012

### Uveitis

(405) 271-1090 ■ (800) 787-9012

Theresa A. Larson, MD  
(405) 271-1095 ■ (800) 787-9017  
Donald U. Stone, MD

## McGee Eye Surgery Center (MESc)

Harold Hamm Diabetes Center ■ 1000 N. Lincoln Blvd., Suite 150 ■ Oklahoma City, OK 73104

(405) 232-8696 ■ Medical Director: James R. Simonson, MD

## Dean McGee Eye Institute Satellite Locations

### EDMOND

1005 Medical Park Blvd., 73013

(405) 271-0913

### Comprehensive Ophthalmology/ Ophthalmic Surgery

Theresa A. Larson, MD

### Comprehensive/Neuro-Ophthalmology

Anil D. Patel, MD

### Ophthalmic Plastic & Reconstructive Surgery

Annie Moreau, MD

### Optometry

Angela M. Plant, OD

### Optical Services

(405) 271-0909

### NORTHWEST OKC

3500 N.W. 56th, #101, 73112

(405) 942-9545

### Comprehensive Ophthalmology/ Ophthalmic Surgery

Ralph B. Hester III, MD  
Brian K. Firestone, MD

### Optometry

Tasha J. Schellenberg, OD

### Optical Services

(405) 271-9506

### LAWTON

3201 W. Gore Blvd., #200, 73505

(580) 250-5855

### Comprehensive Ophthalmology/ Ophthalmic Surgery

Jean R. Hausheer, MD, FACS  
Ann A. Warn, MD, MBA

### Optical Services

(580) 585-5425

## Dean McGee Eye Institute

Home to the Department  
of Ophthalmology of the  
University of Oklahoma  
College of Medicine

*DMEI President and CEO*  
Edward L. Gaylord Professor and Chair  
Department of Ophthalmology  
University of Oklahoma  
Gregory L. Skuta, MD

*DMEI Executive Vice President  
and Chief Operating Officer*  
Administrator, Department of Ophthalmology  
Matthew D. Bown

*DMEI Vice President*  
Patient Accounts  
Compliance and Privacy Officer  
Loretta Y. Yazdanipour

*DMEI Vice President*  
Development  
Lana G. Ivy, MBA, CFRE

*DMEI Vice President of Finance  
and Chief Financial Officer*  
Kimberly A. Howard

*Co-Editors*  
Lana G. Ivy, MBA, CFRE  
Gregory L. Skuta, MD

*Senior Contributor*  
Melody A. Marcum, MHR

*Contributors*  
Nicole M. Glenn  
Lana G. Ivy, MBA  
Judy Kelley  
Melody A. Marcum, MHR  
Gregory L. Skuta, MD

*Design and Layout*  
Funnel Design Group

*Photography*  
Brett Deering  
John Jernigan

DMEI *InVision* is published twice yearly by the  
Dean McGee Eye Institute.

For more information about this publication or  
to be placed on the mailing list, please contact  
the Development Office:

Dean McGee Eye Institute  
608 Stanton L. Young Blvd., Suite 346  
Oklahoma City, OK 73104  
(405) 271-7801

DMEI *InVision* is online at: [www.dmei.org](http://www.dmei.org)



©2013 Dean McGee Eye Institute

# • DMEI • *in*vision

WINTER 2013

## IN THIS ISSUE

### invisions

#### 2 president's view

#### 4 news

- Local Author Donates to DMEI
- DMEI Ophthalmologists Provide Service to Thunder
- Residency Program Receives Accreditation
- Eye Triage Clinic for May 20 Tornado Victims
- Transitions in DMEI Board Leadership
- DMEI Receives Best of Lawton Award

#### 8 faculty & staff

- Faculty & Staff Awards and Activities
- 5 Star Service Award Winners
- Ophthalmologist Receives J. Lawton Smith Award
- Director of Contact Lens Services Retires After 21 Years
- Dr. Ann Warn Honored as *Fifty Making A Difference*
- DMEI Welcomes New Faculty Members

#### 15 research

- New Researcher Joins DMEI
- Research to Prevent Blindness (RPB) Grant
- Researcher Receives RPB Special Scholar Award
- 7th Annual OU Vision Workshop
- FDA Clinical Trial for Treatment of Keratoconus

### donors

#### 19 philanthropy update

- Stanton L. Young Endowed Chair in Ophthalmology
- W. Stanley Muenzler Endowed Professorship in Corneal Disease
- Lana Ivy Named Outstanding Professional Fundraiser
- 2012 Annual Donors
- 2012 Capital Campaign Donors
- Acers Society

### invisions

#### 25 education

- 2013-2014 Residents & Fellows
- 22nd Annual Walter J. Stark Memorial Lectureship
- 2013 Resident/Faculty/Teaching Awards
- 2013 Resident & Alumni Meeting
- Acers Alumni Reception
- Save the Date—Resident & Alumni Meeting
- Global Eye Care Program Update

### feature focus

#### 32 innovations in glaucoma surgery

### last look

#### 36 spring fog

# Discovery and Innovation

## KEY ELEMENTS OF DMEI MISSION



*Gregory L. Skuta, MD*

### IN ORDER TO PROVIDE OUR PATIENTS

with the very best in clinical and surgical care, the Dean McGee Eye Institute has, since its founding, been committed to a spirit of discovery and culture of innovation. The Stephenson Laser Center, for example, housed one of the country's first VISX excimer lasers for refractive surgery. Recently (and thanks to the support of a generous donor), we acquired the technology to engage in collagen cross-linking studies to more effectively treat corneal conditions such as keratoconus, in which central thinning of the cornea creates distortion and reduction of vision.

Over the past 38 years, our clinicians and surgeons have participated in hundreds of clinical studies and projects, including multicenter clinical trials sponsored by the National Eye Institute. Some federally funded projects have

included the Collaborative Ocular Melanoma Study (COMS), the Collaborative Initial Glaucoma Treatment Study (CIGTS), the Age-Related Eye Disease Study 2 (AREDS 2), the Comparison of AMD Treatment Trials (CATT) for age-related macular degeneration (AMD), the Early Treatment of Retinopathy of Prematurity (ETROP) Trial, the Telemedicine Approaches to Evaluating Acute-Phase Retinopathy of Prematurity (eROP), the Idiopathic Intracranial Hypertension Trial (IIHT), and studies of diabetic retinopathy hosted through the Diabetic Retinopathy Clinical Research Network. In order for the Eye Institute to maintain its standing as a national leader in eye care, it is important that we continue our engagement in key national studies such as these.

Our DMEI Clinical Trials Unit is typically involved in 30-40 projects at a time, all with

the purpose of discovering new and better treatments for a variety of conditions that can impair vision and even result in blindness. By working with and supporting our highly respected clinicians and surgeons (three-fourths of whom are listed among the *Best Doctors in America*), our clinical trials team enables the Dean McGee Eye Institute to offer unique and cutting-edge treatment opportunities to our patients.

In this edition of *InVision*, we are featuring some of the surgical innovations offered by Drs. Steven Sarkisian and Mahmoud Khaimi. Since joining the faculty in 2006 and 2007 respectively, these two surgeons have been very active in numerous studies of new and emerging technologies and have established reputations as thoughtful surgical innovators.

Learn more about canaloplasty, the iStent, and other exciting surgical techniques on pages 32-35.

Other new technologies now available to our patients at DMEI include the LipiFlow Thermal Pulsation System for the treatment of dry eyes. Yet another is the ORA System used in the McGee Eye Surgery Center to provide more precise determination of the power of the intraocular lens that is placed in the eye after the removal of a cataract. We are currently evaluating other additional technologies related to cataract surgery.


Our clinicians and surgeons also collaborate with our basic scientists with the intent of bringing observations from the laboratory to the clinical setting. One example of such collaboration is work by Alex Cohen, MD, PhD, and Michael Elliott, PhD, on preclinical studies

of the inhibition of caveolin-1 (a protein found in corneal tissue) to promote corneal wound healing. This work could be applicable to a variety of corneal injuries.

Advances in the field of ophthalmology must be driven by innovation and the development of new technologies and treatments. At the Dean McGee Eye Institute, we will continue our commitment to providing our patients

with the latest and best technologies to help fulfill our constant and overarching mission to preserve and restore vision.

“...enables the Dean McGee Eye Institute to offer unique and cutting-edge treatment opportunities to our patients.”



Gregory L. Skuta, MD  
President and Chief Executive Officer  
Dean McGee Eye Institute  
Edward L. Gaylord Professor and Chair  
Department of Ophthalmology  
University of Oklahoma College of Medicine

# Local Author Donates PROCEEDS TO DEAN MCGEE


MARY BEE CLARK, AN OKLAHOMA CITY resident and local artist, has written and illustrated two books for young children. Upon being diagnosed with lung cancer this past fall, Mary Bee decided to seize the day and pursue her dream of publishing children's books. *My Gran's Glasses* is a colorful and fun text that showcases a Gran's eclectic glasses wardrobe. On Saturday, August 3, Full Circle Bookstore hosted a story time event, where Mary Bee read the book to local children followed by a book signing. She has generously donated all proceeds from *My Gran's Glasses* to the Dean McGee Eye Institute to benefit the Global Eye Care Program, which is supported through private funds. To donate, go to [www.dmei.org](http://www.dmei.org) and click on the "Donate Today" button. ■



Mary Bee Clark reading her book, *My Gran's Glasses*, during story time on August 3. The book can be purchased at the Full Circle Bookstore at 50 Penn Place in Oklahoma City.



Mary Bee Clark at book signing at Full Circle Bookstore in Oklahoma City on August 3.



## DMEI OPHTHALMOLOGISTS PROVIDE SERVICE TO THE THUNDER

**NOW IN THE 5TH YEAR**, DMEI ophthalmologists continue to serve as the eye doctors for the Oklahoma City National Basketball Association (NBA) Thunder team. Next to orthopedic injuries, eye injuries are the most common medical problem in professional basketball. The NBA therefore requires a team ophthalmologist in attendance at all games. Dr. Bradley Farris is the Thunder Lead Ophthalmologist, and Dr. Mahmoud Khaimi is the Thunder Associate Lead Ophthalmologist. Many other DMEI ophthalmologists volunteer to provide coverage at the home games for the Thunder and visiting teams. ■

*Standing left to right are: Bradley K. Farris, MD, Nick Collison, Professional Basketball Player, and Mahmoud A. Khaimi, MD.*



## Dean McGee's Residency Program Receives Maximum Accreditation

**ON FRIDAY, MAY 17**, the Institute was notified by the Residency Review Committee (RRC) in Ophthalmology that the residency program at the Dean McGee Eye Institute/ University of Oklahoma (DMEI/OU) was awarded the maximum accreditation of five years. "This is not only a reflection of the outstanding quality of the program but also the residents, faculty, and all who contribute to our residents' educational experience," said Dr. Gregory L. Skuta, DMEI President and CEO. Many thanks goes to Dr. R. Michael Siatkowski for his exceptional leadership as Residency Program Director, Amber Roberts as Residency Program Coordinator, and Dr. Jacquelyn Jetton as Chief Resident during this vigorous review process. Dr. Siatkowski also serves as Vice Chair of the RRC. ■



Accreditation Council for  
Graduate Medical Education

## EYE TRIAGE CLINIC OFFERED FOR MAY 20 TORNADO VICTIMS



**A DMEI EYE TRIAGE CLINIC** at the Moore Community Center was made available on May 23 and 24 following the devastating May 20 tornado that hit Moore, Oklahoma. Doctors and staff from the Dean McGee Eye Institute provided aid to emergency responders and those who suffered minor eye injuries or whose glasses were lost or damaged in the storm or cleanup. In all, 75 people were evaluated, and 45 pairs of eye glasses were made and dispensed within 48 hours. Among those who received glasses, one was the brother of a young boy who did not survive the storm and

another was a young woman who was able to better enjoy her high school graduation ceremony.

Doctors and staff who played a critical role in this effort include Drs. Dana Garber, Jessica Lucas, Sean Paul, Jared Jackson, Blake Isernhagen, and Tyler Sorensen and the DMEI support team consisting of Robert Dimick, Mary Scammahorn, Beulah Garcia, Elaina Cozad-Torres, Lavonda Warnemuende, Rachael Thomason, Jimmy Darden, Chelsie Hughes, Stephen Jackson, Nicole Glenn, and Melody Marcum. ■



*Drs. Sean Paul, Jared Jackson, and Dana Garber evaluate a family's eyesight at the triage clinic.*



## TRANSITIONS IN BOARD LEADERSHIP



### DMEI Board of Trustees Elects David E. Rainbolt Chair of the Board

David E. Rainbolt was unanimously elected as the new Chair of the Dean McGee Eye Institute's (DMEI's) Board of Trustees at the DMEI Board's September 25 meeting. Mr. Rainbolt is Chief Executive Officer of BancFirst and has served on the Board of Trustees since 1996. He succeeds James R. Tolbert III, who retired as Chair after more than 20 years in this role.



### New Chair of the Dean McGee Eye Institute Foundation

G. Rainey Williams, Jr. assumed the role of Chair of the Dean McGee Eye Institute Foundation (DMEIF) in late 2012. Mr. Williams, who is President of Marco Capital Group and an active community volunteer, has served on the Foundation Board since 1998. He succeeds Stanton L. Young, who formed the DMEIF and had served as its Chair since 1992.



### James R. Tolbert III Becomes Chair Emeritus

James R. Tolbert III was elected Chair Emeritus to the DMEI Board of Trustees at the Board's meeting in September. Mr. Tolbert has served the Dean McGee Eye Institute for more than 40 years and was instrumental in forming the DMEI Board of Trustees and recruiting David W. Parke II, MD, former DMEI President and CEO, and Gregory L. Skuta, MD, current DMEI President and CEO. He also played an integral part in DMEI's recent capital campaign.

## DMEI Receives the Best of Lawton Award

FOR THE SECOND CONSECUTIVE YEAR, the Dean McGee Eye Institute-Lawton office has been selected to receive the Best of Lawton Award in the Eye Care Specialists category by the Lawton Award Program. The program recognizes outstanding local businesses and organizations that serve the local market, have achieved exceptional marketing success, and enhance the positive image of small business through service to their customers (or patients in this medical setting) and community. The DMEI Lawton facility was opened in 1994 under the leadership of Dr. Ann A. Warn. Dr. Jean R. Hausheer joined Dr. Warn at the facility in early 2012. ■



# FACULTY & STAFF AWARDS AND ACTIVITIES



**XUE CAI, PhD**, was promoted to Assistant Professor of Research in the University of Oklahoma College of Medicine's Department of Ophthalmology.



**ALEX W. COHEN, MD, PhD**, recently published the following articles: Bryant K., Chucair A., Conrad C., Cohen A.W., Zheng M., Carr D. "HSV-1 Targets Lymphatic Vessels in the Eye and Draining Lymph Node of Mice Leading to Edema in the Absence of a Functional Type I Interferon Response," *American Journal of Pathology*, October 2013; Gu X., Reagan A., Yen A., Bhatti F., Cohen A.W., and Elliott M.H. "Spatial and Temporal Localization of Caveolin-1 Protein in the Developing Retina," *Advances in Experimental Medicine and Biology*, 2013; Rixen J.J., Cohen A.W. Kitzmann A.S., Wagoner M.D., Goins K.M. "Treatment of Aniridia with Boston Type I Keratoprosthesis," *Cornea*, July 2013; Boyce T. and Cohen A.W. "A Case of Double Trouble," *EyeNet*, July 2013. He also is the Principal Investigator (PI) for a grant from the Oklahoma Center for Adult Stem Cell Research. Dr. Michael Elliott, PhD is Co-PI for the grant to study corneal epithelial wound healing and to develop therapies to modulate this process.



**BRADLEY K. FARRIS, MD**, received the Christian Ophthalmology Society's "J. Lawton Smith Award," which is given annually to the physician who practices "First-Class Medicine in a Spirit of Love," July 2013. See page 12 for more. Recent presentations include: "The Neuro-Ophthalmology Consult," International Sichuan Chinese-American Ophthalmology Symposium, Chengdu, China, May 2013; "The Ministries of Jesus-History of a Local Free Medical Ministry" and "Neuro-Ophthalmologic Learning Points," Christian Ophthalmology Society, Houston, Texas, July 2013; "Neuro-Ophthalmology for Optometrists," 40th Annual Oklahoma Academy of Optometry, Oklahoma City, August 2013; "Why Pray," University of Oklahoma Baptist Student Union, Oklahoma City, August 2013; "What is Neuro-Ophthalmology?," Oklahoma Center for Neuroscience Neuro Night Series, Oklahoma City, September 2013; "Neuro-Ophthalmological Findings in Acquired Head Injury," Courage for Recovery Conference, Integris Hospital, Oklahoma City, September 2013; and "Perspectives in Neuro-Ophthalmology," *Audio-Digest*, May 2013.




**LAYNE E. GOETZINGER, MD**, was promoted to Clinical Associate Professor in the University of Oklahoma College of Medicine's Department of Ophthalmology.



**DAVID W. JACKSON, MD**, was promoted to Clinical Associate Professor in the University of Oklahoma College of Medicine's Department of Ophthalmology.



**MAHMOUD A. KHAIMI, MD**, recently published the following peer-reviewed publication: Khaimi M.A. "Cataract Surgery Combined with Canaloplasty," *Glaucoma Today*, April 2013. Author/co-author for chapters in books and clinical modules: "What to Say to Glaucoma Patients Prior to Filtration Surgery," "Filtering Surgery in the Management of Glaucoma," and "Postoperative Management Following Filtration Surgery," in *Chandler and Grant's Glaucoma*, 5th Edition, 2013, chapters 58-60; "Canaloplasty," "ExPress Glaucoma Filtration Device," "Canaloplasty Combined with Cataract



Extraction,” “Glaucoma Filtration Surgery Combined with Cataract Extraction,” and “Trabeculectomy Surgery: Decision Making and Technique” in *Essentials of Glaucoma Surgery*, 1st Edition, 2013, chapters 4, 17, 18, 39, and 40; and “Endocyclophotocoagulation and other Cyclodestructive Procedures” in *MIGS: Advances in Glaucoma Surgery*, 1st Edition, 2014. Recent poster presentations: Brubaker J.W., Khaimi M.A. “Incidence and Success Rates of Trabeculectomy with ExPress Mini Shunt Following Failed Canaloplasty,” Association for Research in Vision and Ophthalmology (ARVO), May 2013. Allan E., Khaimi M.A. “Efficacy of the 250 mm<sup>2</sup> versus the 350 mm<sup>2</sup> Baerveldt Implant,” World Glaucoma Congress, July 2013. Recent lectures: “The Novel Use of Endocyclophotocoagulation,” and “Innovations in Glaucoma Surgery: MIGS,” Henry Ford Hospital Department of Ophthalmology, System Wide Grand Rounds, Detroit, Michigan, September 2013; “Combined Glaucoma and Cataract Surgery,” “Surgical Management of Glaucoma Using New Devices,” and “The Novel Use of Endocyclophotocoagulation” for course entitled “Confident, Progressive, Enlightened Ophthalmologist,” Fort Worth, Texas, August 2013.



**RONALD M. KINGSLEY, MD**, recently presented “The Age-related Eye Disease Study 2 (AREDS 2),” University of Oklahoma Department of Ophthalmology Resident and Alumni Meeting, June 2013. He served as a co-author with The Age-Related Eye Disease Study 2 (AREDS 2) Research Group for the publication “Lutein + Zeaxanthin and Omega-3 Fatty Acids for Age-Related Macular Degeneration: AREDS 2 Randomized Clinical Trial,” *JAMA Ophthalmology* online, May 2013.



**ANNIE MOREAU, MD**, recently published Shield D.R., Servat J., Paul S., Turbin R.E., Moreau A., de la Garza A., El Rassi E., Silbert J., Lesser R., Levin F. “Periocular Necrotizing Fasciitis Causing Blindness,” *JAMA Ophthalmology*, September 2013.



**ANIL D. PATEL, MD**, was promoted to Clinical Professor in the University of Oklahoma College of Medicine’s Department of Ophthalmology. He received an Achievement Award from the American Academy of Ophthalmology in 2013 for his contributions to the Academy, its scientific and educational programs and to ophthalmology.



**RAJU V.S. RAJALA, PhD**, was promoted to Professor in the University of Oklahoma College of Medicine’s Department of Ophthalmology, was appointed as a member of Oklahoma Center for Neuroscience Board/Executive Committee in September 2013, and is now an Advisory Editorial Board Member for the *American Journal of Current Biology* (4-year appointment made in October 2013). His most recent published journal articles include: Rajala A., Dighe R., Agbaga M.P., Anderson R.E., Rajala R.V.S. “Insulin Signaling in Cones,” *Journal of Biological Chemistry*, July 2013; and Rajala A., Gupta V.K., Anderson R.E., Rajala R.V.S. “Light Activation of the Insulin Receptor Regulates Mitochondrial Hexokinase. A Possible Mechanism of Retinal Neuroprotection,” *Mitochondrion*, August 2013. He delivered a guest lecture at the 64th Delhi Ophthalmological Society Annual Conference, New Delhi, India, entitled “The Insulin Receptor Signaling Pathway and Retinal Neuroprotection.” He presented a scientific poster at ARVO in Seattle, Washington in May 2013: Rajala R.V.S., Woodruff M.L., Fain G.L. “Modulation of cGMP-gated Channels by Grb14.”

# FACULTY & STAFF AWARDS AND ACTIVITIES



**STEVEN R. SARKISIAN, JR., MD**, traveled to Armenia in July 2013, where a surgical team implanted 65 second- and third-generation iStents (a new micro/minimally invasive glaucoma device). These surgeries will be included in data presented to the FDA by Glaukos as these stents are evaluated for the US market. He is also an investigator in the active US trial for the second-generation iStent. In July 2013, Dr. Sarkisian pioneered a new technique called TRAB360 in which a trabeculotomy procedure is performed through a 1.8 mm corneal incision, thus avoiding sutures and conjunctival tissue dissection. Recent publications include: Johnson, M., Sarkisian, S.R. "Using a Collagen Matrix Implant (Ologen) Versus Mitomycin-C as a Wound Healing Modulator in Trabeculectomy with the Ex-PRESS Mini Glaucoma Device: A 12-Month Retrospective Review," *Journal of Glaucoma*, in press. Dr. Sarkisian presented five lectures at a major glaucoma meeting sponsored by the University of California, San Francisco and held in Napa, California in September 2013. He also lectured at the European Society of Cataract and Refractive Surgery in the Netherlands in October 2013.



**VINAY A. SHAH, MD**, recently published Elshatory Y.M., Siatkowski R.M., Shah V.A. "Diagnostic and Therapeutic Challenges," *Retina*, July 2013 [Epub ahead of print].



**R. MICHAEL SIATKOWSKI, MD**, currently serves as a trustee of the Christian Ophthalmology Society. He recently published the following peer-reviewed articles: Siatkowski R.M., Good W.V., Summers C.G., Quinn, G.E., Tung B. "Clinical Characteristics of Children with Severe Visual Impairment but Favorable Retinal Structural Outcomes in the Early Treatment for Retinopathy of Prematurity (ETROP) Study," *Journal of American Association for Pediatric Ophthalmology and Strabismus*, April 2013; Huddleston S., McNall-Knapp R.Y., Siatkowski R.M., Odom C., Branna R., Wilson M.W. "A Novel Translocation t(11;13) (q21;q14.2) in a Child with Suprasellar Primitive Neuroectodermal Tumor and Retinoblastoma," *Ophthalmic Genetics*, March-June 2013. He presented a scientific poster at ARVO in Seattle, in May 2013: Adler E., Kim Y., Siatkowski R.M. "Factors Related to Strabismus Decompensation After Prolonged Stability." Dr. Siatkowski was an invited lecturer at American Association for Pediatric Ophthalmology and Strabismus/Singapore National Eye Centre joint meeting, Singapore, July 14-16, 2013 ("Functional Visual Loss" and "The Pirenzepine Story") and also served as Myopia Panel Chair.



**RHEA L. SIATKOWSKI, MD**, was promoted to Clinical Associate Professor in the University of Oklahoma College of Medicine's Department of Ophthalmology.



**GREGORY L. SKUTA, MD**, received a Life Achievement Honor Award from the American Academy of Ophthalmology in 2013 for his many years of distinguished service and contributions to the Academy, its scientific and educational programs and to ophthalmology. In March 2013, he served as a clinical applications grant reviewer for the National Eye Institute in Bethesda, Maryland. Dr. Skuta addressed the New England Ophthalmological Society in Boston as a Guest of Honor on May 17, 2013, and the Massachusetts Eye and Ear Infirmary's Chandler-Grant Glaucoma Society on May 18. In July 2013, he served as a co-moderator for a symposium and course at the World Glaucoma Congress in Vancouver, British Columbia, Canada.



**DONALD U. STONE, MD**, recently published: Paul S., Bonkowske J.B., Stone D.U. "Interface Haze Associated with Topical NSAID Use After Descemet Stripping Automated Endothelial Keratoplasty," *Journal of Ocular Pharmacology and Therapeutics*, August 2013; Chan A.Y., Chen H., Stone D.U., Mandal N.A. "Beyond the Cherry-Red Spot: A Review of Sphingolipids in Ocular Disease Pathogenesis and Ocular Manifestations of Sphingolipid-Mediated Neurodegenerative and Inflammatory Disorders," *Survey of Ophthalmology*, September 2013; Zhang X., Igo R.P. Jr., Fondran J., Mootha V.V., Oliva M., Hammersmith K., Sugar A., Lass J.H., and Lyengar S.K., for the Fuchs' Genetics Multi-Center Study Group. "Association of Smoking and Other Risk Factors with Fuchs' Endothelial Corneal Dystrophy Severity and Corneal Thickness," *Investigative Ophthalmology and Visual Science*, August 2013; and Rasmussen A., Ice J.A., Li H., Grundahl K., Kelly J.A., Radfar L., Stone D.U., Hefner K.S., Anaya J.M., Rohrer M., Gopalakrishnan R., Houston G.D., Lewis D.M., Chodosh J., Harley J.B., Hughes P., Maier-Moore J.S., Montgomery C.G., Rhodus N.L., Farris A.D., Segal B.M., Jonsson R., Lessard C.J., Scofield R.H., Sivils K.L. "Comparison of the American-European Consensus Group Sjögren's Syndrome Classification Criteria to Newly Proposed American College of Rheumatology Criteria in a Large, Carefully Characterized Sicca Cohort," *Annals of Rheumatic Diseases*, August 2013. At ARVO in May 2013, he, Dr. Jacquelyn Jetton and Dr. Yoonsang Kim presented "Effects of Smoking on Corneal Healing Time."



**LILY L. WONG, PHD**, was promoted to Assistant Professor of Research in the University of Oklahoma College of Medicine's Department of Ophthalmology.



**TAMMY L. YANOVITCH, MD, MHSc**, was interviewed by the health reporter from *The Oklahoman* about "What's It Like to Have Lazy Eye or Crossed Eyes Corrected," July 2013.

## 5 Star Service Award Winners Recognized



**DMEI SERVICE STAR AWARD RECIPIENTS** were recognized during the second quarter of 2013 by (back, left to right) Gregory Skuta, MD, President and CEO, and Matthew Bown, Executive Vice President and COO. These staff members have been recognized by their co-workers, physicians, managers and patients as excellent in providing patient service. Service Star recipients pictured are (front, left to right): Sonny W. Icks, Clinical Trials, Patrica L. McLaughlin, Secretary Floater, and James E. Ayers, Front Desk, Ophthalmic Plastic and Reconstructive Surgery. ■

## DMEI OPHTHALMOLOGIST RECEIVES 2013 J. LAWTON SMITH AWARD



*Bradley K. Farris, MD*

**DEAN MCGEE EYE INSTITUTE (DMEI)** ophthalmologist Bradley K. Farris, MD, received the 2013 J. Lawton Smith Award from the Christian Ophthalmology Society (COS) at its annual meeting in Houston. Farris, Professor

of Ophthalmology and Adjunct Professor of Neurology and Neurosurgery in the OU College of Medicine, was selected to receive the prestigious

award for “practicing first-class medicine in a spirit of love.” The COS was co-founded by Dr. Smith, and his namesake award is given annually to one U.S. ophthalmologist.

Dr. Farris has served the Christian Ophthalmology Society as the organization’s president from 1990–2000 and as a trustee since 2000. The society was formed in 1977 as an inter-denominational group of Christian ophthalmologists. Its mission is to decrease the burden of blindness through clinical care, research and teaching. ■

## Jean Ann Vickery, FCLSA, Director of Contact Lens Services RETIRES AFTER 21 YEARS

“SINCE OCTOBER 1, 1992, Jean Ann Vickery has been an absolutely vital member of the Dean McGee Eye Institute family, and it has been an extraordinary honor and privilege for all of us to work with her and for our patients to benefit from her remarkable skills,” says Gregory L. Skuta, MD, President and CEO of the Dean McGee Eye Institute. A major leader in the national contact lens community, Vickery served as president of the Contact Lens Society of America (CLSA) from 1995 to 1997. Her commitment to excellence has been reflected in her every action and patient encounter. To honor her and her career and legacy, gifts can be made to the Dorothy O’Leary Fund, which was established in memory of Vickery’s mother, Mrs. O’Leary, in 2004. Since that time, the Dorothy O’Leary Fund has helped support contact lens care for patients with special vision needs not covered by insurance or financial assistance programs. Vickery also has been a very dedicated mentor to Carri Ferguson, her associate and the current president of the CLSA. ■



*Pictured left to right: Matthew D. Bown, DMEI Executive Vice President and COO, Jean Ann Vickery, FCLSA, Carri L. Ferguson, FCLSA, and Gregory L. Skuta, MD, DMEI President and CEO.*



Ann A. Warn, MD

## Dr. Ann A. Warn honored as *Fifty Making a Difference* and Appointed to the Oklahoma Board of Medical Licensure and Supervision

**DEAN MCGEE EYE INSTITUTE LAWTON OPHTHALMOLOGIST** Dr. Ann Warn was among a distinguished list of women honored as *Fifty Making a Difference* at the 33rd Annual Woman of the Year Gala sponsored by *The Journal Record* newspaper. The event recognized Oklahoma female business and community leaders who excel in their chosen fields.

“Dr. Warn is a longstanding member of the Dean McGee Eye Institute family who is highly regarded by both her patients and medical peers. In addition to being a superb clinician and surgeon, and a well-published clinical researcher, Dr. Warn has held leadership positions in a wide variety of local, state, and national organizations. We are pleased that *The Journal Record* is recognizing this extremely talented woman in this very special way,” said

Dr. Gregory Skuta, President and CEO of the Dean McGee Eye Institute.

The *Fifty Making a Difference* recipients are selected from hundreds of nominations across the state and are included in a special publication by the same name. The women were honored in ceremonies October 3 at the National Cowboy and Western Heritage Museum in Oklahoma City, where Marnie Taylor, president and CEO of the Oklahoma Center for Nonprofits, was named 2013 Woman of the Year.

Dr. Warn also was appointed this fall by Governor Mary Fallin to serve for seven years on the Oklahoma Board of Medical Licensure and Supervision. Dr. Warn previously served on the Oklahoma State Board of Health from 2001 to 2010 and as its President in 2005-2006. ■

**DR. GREGORY SKUTA, PRESIDENT-ELECT OF THE AMERICAN ACADEMY OF OPHTHALMOLOGY (AAO),** *addresses the Opening Session of the Academy's Annual Meeting in New Orleans on November 17. He will become AAO President on January 1 and serve in this role for one year.*



# DMEI WELCOMES New Faculty Members



**JANINE E. COLLINGE, MD**, joined the Dean McGee Eye Institute/OU Department of Ophthalmology's Pediatric Ophthalmology and Strabismus Service as Clinical Assistant Professor on August 5. A native of New Jersey, Dr. Collinge earned her undergraduate degree from the University of Delaware (with distinction and honors) and her medical degree from the University of Medicine and Dentistry of New Jersey. She completed a residency in ophthalmology at Washington Hospital Center/Georgetown University in Washington, DC, where she served as Chief Resident, and a fellowship in Pediatric Ophthalmology and Strabismus at the highly respected Eugene and Marilyn Glick Eye Institute/Indiana University Medical Center in Indianapolis.




**ROSITA GHAZANFARI, OD**, joined the Dean McGee Eye Institute on October 14 as a Clinical Instructor. Her clinical focus will be on contact lens services. A native of Oklahoma, Dr. Ghazanfari received her bachelor's degree from the University of Oklahoma - Norman and earned her optometric degree (*summa cum laude*) in 2012 from Northeastern State University in Tahlequah, Oklahoma, where she received numerous honors and awards. During the past year, she completed additional rigorous training in specialty contact lens fitting at the State University of New York (SUNY) University Eye Clinic in New York City. This also included clinical experience with David Ritterband, MD, and John Seedor, MD, prominent corneal specialists at the New York Eye and Ear Infirmary.



# New Researcher Joins DMEI

**DIMITRIOS KARAMICHOS, PhD**, joined the Dean McGee Eye Institute/OU Department of Ophthalmology's basic science research faculty as an Assistant Professor on August 15.

Born in Athens, Greece, Dr. Karamichos earned his undergraduate degree with honors in electrical and electronic engineering from Manchester Metropolitan University in Manchester, United Kingdom (UK); a master's degree in engineering and physical sciences in medicine from Imperial College in London, UK; and his PhD in tissue engineering/molecular biology from University College London. He pursued postdoctoral training at the University College London (2005-2006) and the University of Texas – Southwestern Medical Center (2006-2008) in Dallas (human cornea tissue engineering). From 2008 to 2011, he was at the Schepens Eye Research Institute in Boston,



where he was a senior research associate. Prior to joining the Institute and Department, Dr. Karamichos was an instructor in the Department of Ophthalmology at Harvard Medical School. His research interests include corneal wound healing and corneal dystrophies, including keratoconus. “Dr. Karamichos has consistently expressed his enthusiasm for joining the DMEI/OU faculty. I am delighted that he is now among our talented team of scientists and look forward to continuing growth in our vision research programs and the important contributions that he will make in this regard,” said Gregory L. Skuta, MD, DMEI President and CEO. ■

## RESEARCH FACULTY— DEPARTMENT OF OPHTHALMOLOGY

Robert E. Anderson, MD, PhD  
Martin-Paul Agbaga, PhD  
Seifollah Azadi, PhD  
Richard S. Brush, BS  
Xue Cai, PhD

Michelle C. Callegan, PhD  
Daniel J.J. Carr, PhD  
Phillip S. Coburn, PhD  
Michael H. Elliott, PhD  
Dimitrios Karamichos, PhD

Feng Li, MD, MPH, MS  
Nawajes A. Mandal, PhD  
James F. McGinnis, PhD  
Raju V.S. Rajala, PhD  
Lily L. Wong, PhD



## Research to Prevent Blindness Grant

TO SUPPORT RESEARCH INTO THE CAUSES, treatment, and prevention of blinding diseases, Research to Prevent Blindness (RPB) has awarded a grant of \$110,000 to the Department of Ophthalmology at the Dean McGee Eye Institute and the University of Oklahoma (OU) Health Sciences Center. The research will be directed by Gregory L. Skuta, MD, Edward L. Gaylord Professor and Chair of the OU Department of Ophthalmology and President and CEO of the Dean McGee Eye Institute.

“This grant will be critical to advancing our Department’s scientific study of retinal

degenerations, diabetic eye disease, infections and inflammatory disease, and other conditions that can result in vision loss,” Dr. Skuta stated. “Our strong history of support from RPB has played a vital role in the success of the vision research programs on this campus.”

RPB is the world’s leading voluntary organization supporting eye research. To date, the organization has awarded grants totaling more than \$4.9 million to the OU Health Sciences Center, placing it among the top 11 centers in the nation in cumulative RPB funding. ■

## RESEARCHER RECEIVES RPB SPECIAL SCHOLAR AWARD



**NAWAJES A. MANDAL, PhD**, a DMEI research scientist and an Assistant Professor in the University of Oklahoma Department of Ophthalmology, has received the Research to Prevent Blindness (RPB) Ernest & Elizabeth Althouse Special Scholar Award in the amount of \$75,000 to support research of blinding diseases. The award, part of RPB’s Special Scholar Program, is designed to support outstanding young scientists who are conducting research of unusual significance and promise.

“Dr. Mandal’s accomplishments as a vision scientist are highly impressive, and this prestigious award will be vital to advancing his work, which could have important implications on the role of docosahexaenoic acid (DHA) in the treatment of age-related macular degeneration and other retinal degenerative diseases,” stated Dr. Gregory L. Skuta, President and CEO of the Dean McGee Eye Institute and Edward L. Gaylord Professor and Chair of the OU Department of Ophthalmology. ■

---

# 7TH ANNUAL Graduate Student and Postdoctoral Fellow OU VISION WORKSHOP

---




Lois E. Smith, MD, PhD

**THE 7TH ANNUAL OU VISION WORKSHOP** took place on September 5 and 6 at the Samis Family Education Center in Oklahoma City.

Lois E. Smith, MD, PhD, Professor of Ophthalmology at Harvard Medical School/Children's Hospital of Boston, delivered the keynote lecture entitled, "Can We Prevent Retinopathy of Prematurity (ROP) by Replacing *In Utero* Factors?"

As in previous years, the top two presentations made by graduate and postgraduate scientists were awarded with the Robert E. Anderson Best Presentation Award. This year's winners were Derek Royer (mentored by Dr. Daniel Carr) and Elizabeth Moran (mentored by Dr. Jian-Xing Ma). Katie Hudson, PhD, a postdoctoral fellow with Dr. Carr, was the recipient of the 2013 Dr. Wei Cio Innovation Award. ■



Award winners (left to right) are Katie Hudson, PhD, a postdoctoral fellow, with the Dr. Wei Cio Innovation Award and Derek Royer, graduate student, with the Robert E. Anderson Best Presentation Award. Not pictured is Elizabeth Moran.

## SAVE THE DATE

**Monday, September 29, 2014**

**THE 23<sup>RD</sup> ANNUAL WALTER J. STARK MEMORIAL LECTURESHIP**

8:30am–9:30am • Tullos O. Coston Lecture Hall



**Russell N. Van Gelder, MD, PhD**

*Boyd K. Bucey Professor and Chair, Department of  
Ophthalmology, University of Washington, Seattle*

*President-Elect Designate, American Academy of Ophthalmology*

# Cornea Section PARTICIPATES IN FDA Clinical Trial FOR THE TREATMENT OF KERATOCONUS

**TWENTY-FOUR PATIENTS HAVE ENROLLED** in a clinical trial sponsored by Avedro for the treatment of keratoconus using a technique known as collagen cross-linking. Keratoconus is a degenerative disorder of the eye in which structural changes within the cornea cause it to thin and change to a more conical shape than its normal gradual curve. It can cause substantial distortion of vision, with multiple images, streaking and sensitivity to light. Keratoconus is typically diagnosed in the patient's adolescent or early adult years. If it afflicts both eyes, the deterioration in vision can affect the patient's ability to drive a car or read normal print. Because this is an FDA trial, results cannot be discussed until the study is finished and the treatment becomes FDA-approved, at which time it can be offered to all keratoconus patients.

The collagen cross-linking procedure involves removing the epithelium or superficial layer of the cornea, after which riboflavin solution (a B vitamin) is applied for 20 minutes until it has thoroughly penetrated the cornea. The ultraviolet (UV) source is then used to activate



*The new cross-linking equipment, funded by generous donors Greg and Susan Kannady in honor of their daughter Paige, has been a critical component of the clinical study. Pictured with the cross-linking equipment, from left to right, are Donald U. Stone, MD, Susan Kannady, and Paige Kannady.*

the riboflavin and initiate the cross-linking chemical reaction. The UV source is applied for 2.5 to 8 minutes depending on the particular protocol. This strengthens the cornea to prevent further steepening.

It is expected that 95% of patients will experience stabilization of their disease, which is usually progressive until they have a corneal transplant, and 50% of patients may notice some improvement; however, the 95% stabilization rate is the key. "If we can treat patients before their disease becomes severe, we anticipate a drastic reduction in the need for corneal transplants for keratoconus in the years to come. This will require improved screening in the community, and, of course, FDA approval to improve access to the treatment," says Dr. Donald U. Stone, DMEI Clinical Associate Professor and corneal specialist. ■



Lana G. Ivy  
Vice President of Development

# PHILANTHROPY UPDATE

## STANTON L. YOUNG Endowed Chair in Ophthalmology

MR. STANTON L. YOUNG HAS ESTABLISHED a truly remarkable legacy of leadership at the Oklahoma Health Center. Among his many leadership roles, he served in exceptional fashion as Chair of the Presbyterian Health Foundation from its formation in 1985 until 2004. After decades of dedicated service to the Dean McGee Eye Institute (DMEI), he retired as Chair of the Oklahoma Eye Foundation in September 2011, as a member of the DMEI Board of Trustees in September 2012, and as Chair of the DMEI Foundation in October 2012.

To honor Mr. Young's outstanding leadership and service to the Oklahoma Health Center and the Dean McGee Eye Institute, the Stanton L. Young Endowed Chair in Ophthalmology has been established with leadership gifts of \$500,000 from the Presbyterian Health Foundation and the DMEI Foundation. A goal of \$2.0 million has been set for the endowed chair to provide support for a faculty member committed to academic achievement.

The Eye Institute and the University of Oklahoma (OU) Department of Ophthalmology currently have six other endowed faculty chair positions, the Thomas E. Acers Chair, the

Edward L. Gaylord Chair, the James P. Luton Chair, the M.G. McCool Chair, the Dean A. McGee Chair, and the David W. Parke II Chair. The first five positions were created and funded in the mid-1980s through the year 2001 and have served as a



very useful tool in recruiting and retaining outstanding DMEI/OU faculty. The Parke Chair was announced earlier this year. The addition of the Stanton L. Young Endowed Chair in Ophthalmology will assist in supporting the Institute's academic mission while perpetuating Mr. Young's extraordinary legacy. ■

To contribute to this endowed chair, you may send a check made payable to the DMEI Foundation to the DMEI Development Office, 608 Stanton L. Young Blvd, Oklahoma City, OK 73104 or go online to [www.dmei.org](http://www.dmei.org) and click the "Donate Today" button on the website.



W. Stanley Muenzler, MD  
1932 - 2013

## W. STANLEY MUENZLER, MD

### *Endowed Professorship in Corneal Disease*

**DR. W. STANLEY MUENZLER WAS A PROMINENT** and highly revered corneal surgeon who practiced in Oklahoma City for

almost 50 years. He earned his undergraduate and medical degrees from the University of Oklahoma (OU) and also completed his residency in ophthalmology at OU in 1964. He later served as a corneal surgery fellow with Dr. Max Fine in San Francisco. To honor Dr. Muenzler, who passed away in August 2013, and memorialize his extraordinary legacy, the W. Stanley Muenzler, MD Professorship in Corneal Disease has been established by friends, colleagues, and family at the Dean McGee Eye Institute (DMEI) and with the support of the DMEI Foundation.

A gifted clinician and skilled surgeon, Dr. Muenzler was highly respected by his medical colleagues and loved by his patients. During his illustrious career, he served as President of the Oklahoma Academy of Ophthalmology (1989-1990), Director of the Tullos O. Coston Lectureship (1980-2004), Director of the Charles A. Royer Corneal Study Group (1984-2003), President of the South Central Region of the Eye Bank Association of America (1971-

1973), Medical Director of the Oklahoma Lions Eye Bank (1968-2013), Director of the Cornea Clinic at the OU Health Sciences Center (OUHSC - 1968-1975), and Clinical Professor of Ophthalmology at OUHSC (1986-2013). He also served as a member of the Acers Society Committee. In June 2013, Dr. Muenzler was recognized with the Oklahoma Academy of Ophthalmology's Distinguished Service Award for his outstanding leadership and contributions to the state Academy and the profession of ophthalmology.

Given Dr. Muenzler's enormous impact on the OU Department of Ophthalmology and the Eye Institute, DMEI and the DMEI Foundation are honored to participate in the establishment of the W. Stanley Muenzler, MD Endowed Professorship in Corneal Disease. The DMEI Foundation will contribute one dollar for every two dollars in personal contributions with a goal of at least \$500,000 for the Professorship, which provides a unique opportunity to honor Dr. Muenzler and advance his remarkable legacy. ■

To contribute to this professorship, you may send a check made payable to the DMEI Foundation to the DMEI Development Office, 608 Stanton L. Young Blvd, Oklahoma City, OK 73104 or go online to [www.dmei.org](http://www.dmei.org) and click the "Donate Today" button on the website.

# LANA G. IVY NAMED AFP 2013 MIKE MCDONALD OUTSTANDING PROFESSIONAL FUNDRAISER

THE ASSOCIATION OF FUNDRAISING PROFESSIONALS (AFP)—OKLAHOMA CHAPTER named Lana G. Ivy, MBA, Vice President of Development at the Dean McGee Eye Institute, as the *2013 Mike McDonald Outstanding Professional Fundraiser*. The award is the top individual honor given by the organization during its annual National Philanthropy Day celebration

recognizing philanthropic leadership in Central Oklahoma. Ivy was among those honored at a special luncheon at the Skirvin Hilton Hotel in Oklahoma City on October 31.



“Lana Ivy has distinguished herself among her peers and here at the Dean McGee Eye Institute as an outstanding development officer,” said Dr. Gregory Skuta, President and CEO of the Dean McGee Eye Institute and Edward L. Gaylord Professor and Chair of the OU College of Medicine’s Department of Ophthalmology. “The impact of her exceptional work is visible throughout our facility and in the lives of the patients we touch every day. Her fundraising efforts were vital to the completion of our new \$46 million world-class research and clinical facility. In addition, her work has helped us attract the finest minds in our field and equip them with the technologies needed for the breakthrough discoveries and treatments that make this Institute a national leader.” ■



*Presenting a bouquet of flowers to Lana Ivy, DMEI VP of Development (center), at the National Philanthropy Day luncheon are Dr. Gregory Skuta, DMEI President and CEO (left), and Matthew Bown, DMEI Executive Vice President and COO (right).*

# 2012 ANNUAL DONORS

**THE CLINICAL FACULTY, SCIENTISTS AND STAFF** of the Dean McGee Eye Institute gratefully acknowledge our annual donors listed below. The generosity of these donors allows us to continue our missions of patient care, vision

research, education and community outreach for the benefit of all Oklahomans. Every effort has been made to include all gifts and pledges from January 1, 2012 – December 31, 2012 (excludes Capital Campaign donors).

## \$100,000 +

Mr. and Mrs. G.T. Blankenship  
Chapman Charitable Trust  
Mark A. Coyle Estate  
Mrs. Barbara Raven  
Mr. and Mrs. Charles C. Stephenson, Jr.  
Maxine and Jack Zarrow Family  
Foundation

## \$10,000 - \$49,999

Dr. and Mrs. David Dickinson, Jr.  
Dr. John H. Gardner  
Garry Davis Oil, LLC  
Keen Charitable Trust  
Mr. Dave Kleen  
Mr. Stan D. Miller  
Oklahoma City Community  
Foundation  
Mr. and Mrs. George J. Records

## \$5,000 - \$9,999

Jimmie Lynn & Billye Austin  
Foundation  
Mr. and Mrs. Paul Heafy  
Mr. and Mrs. J. Larry Nichols  
Mr. and Mrs. David E. Rainbolt  
Dr. and Mrs. Gregory L. Skuta

## \$1,000 - \$4,999

Dr. Robert E. Anderson  
Governor Bill Anoatubby  
Asbury Medical Supply  
William Bly  
Mr. Michael A. Cawley  
Ms. Kathy Coolahan

Ernest E. Fellers Trust  
Dr. and Mrs. Joseph J. Ferretti  
Miriam K. Freedman  
Mr. Thomas J. Hill  
Ms. Kimberly A. Howard  
LASSO Corporation  
Mr. and Mrs. Michael E. Joseph  
Mr. Herb Leonard  
Mr. and Mrs. Malcolm Milsten  
Wanda Mosier  
Scott A. Murphy, MD  
Mr. John Orban, III  
Drs. David and Julie Parke  
Mr. Dale Proctor  
Tamim Qaum, MD  
James F. Ronk, MD  
Mr. Edward Seaberg  
Drs. R. Michael and Rhea  
Siatkowski  
Mr. Christopher Speegle  
Mr. and Mrs. James R. Tolbert III

## \$500 - \$999

Mrs. Jackie Acers  
Dr. and Mrs. Dewayne Andrews  
Dr. and Mrs. Terry J. Bergstrom  
Mr. and Mrs. Matthew Bown  
Michelle C. Callegan, PhD  
Dr. and Mrs. Daniel J.J. Carr  
Mr. and Mrs. Brent Gooden  
Ms. Jeanne Hoffman Smith  
Linda Lantrip, DO  
Majors Energy, LLC  
Mr. Michael S. Samis  
Jean Ann Vickery, FCLSA

Drs. S.M. and Gauri Waingankar  
Dr. and Mrs. C.P. Wilkinson  
Mr. and Mrs. Eman Yazdanipناه

## \$250 - \$499

Mrs. Cornelia Caraway  
Mr. and Mrs. Carl Edwards  
Ms. Barbara Hall  
Ronald M. Kingsley, MD  
Lance Ruffel Oil and Gas Corp.  
Jessica L. Lucas, OD  
Mr. John P. McNeese  
Mr. Paul E. Richardson  
Mr. Herman Roberson  
R. Emery and Mary Lee Smiser  
Tom A. Thomas, Jr. Fund  
Judge and Mrs. Ralph G. Thompson  
Vose Foundation  
Ms. Beverly Wittrock

## \$100 - \$249

Ms. Margaret A. Barrett  
Mr. Peter F. Bjorlie  
Mr. Jon Carter  
Brian Ceresa, PhD  
Mrs. Nancy Cheek  
John J. and Mary A. Coates, Jr.  
Mrs. Sue C. Collins  
Robert E. Cooper, OD  
Craniofacial Pain Assc. of OK, Inc.  
Col. Robert H. Crawford, Jr.  
Mr. and Mrs. Charles W. Crews  
Ms. Mary K. Deese  
Ms. Elaine F. Dockray  
Bob and Kitty Dodson

Mr. and Mrs. Richard L. Flesher  
Dr. and Mrs. Morris A. Foster  
Mrs. Carla M. Gilbert  
Ms. Doniece Glenn  
Ms. Betty Jean Griswold  
Mr. Larry Hatley  
Ms. Jo Ellen Hayes  
Mr. and Mrs. Donald Hubbard  
Mr. and Mrs. Joel R. Johnson  
Mr. Larry C. Kindt  
Mr. and Mrs. Richard R. Linn, Jr.  
Mr. and Mrs. Thomas McCormick  
Mr. Ronald McKenzie  
Ms. Phyllis McTiernan  
New Dominion, LLC  
Robert and Wilma Nichols  
Oklahoma Petroleum Allies, LLC  
Fieldon L. Parham  
Ms. Pam W. Parrish  
Mr. and Mrs. Richard Parry  
Mr. and Mrs. Dee Replogle, Jr.  
Mr. and Mrs. Marvin Resnick  
Mr. Stanley Ripley  
Gene and Colleen Scott  
Derrill E. and Jean E. Suggs  
SUNOCO, INC.  
Tessera Energy, LLC  
Ms. Susan Townley  
Mr. Robert W. White  
Mrs. Lonnie F. Williams  
Dr. and Mrs. Robert G. Wilson  
Mr. Tom Witty  
Mr. and Mrs. Robert Earl Young  
Robert P. Yuyenyongwatana, MD



### Up to \$99

419 Outreach Inc.  
Baker Botts LLP  
Ms. Joy L. Baldwin  
Ms. Sarah Barnes  
Earl D. and Eugenia M. Bishop  
Ms. Eula Mae Bishop  
Mr. Patrick Bishop  
Ms. Laura A. Blish  
Mr. Robert Block  
Ms. Shayna Bowen  
BP America Production Company  
Mr. T.A. Brandt  
Ms. Jennifer Brown  
Mr. and Mrs. Orville Donald Brown  
Ms. Penny A. Budzien  
Mr. Richard T. Buswell  
Mrs. Lori A. Canfield  
Ms. Mary L. Carson  
Terri Chronister  
Ms. Lisa Clouse  
Coffeyville Resources  
Mrs. April Coker  
Mr. Michael Collins  
Mrs. Sandra Cooper  
Mr. Orest Craig  
Mrs. Linda Cummings  
Mrs. Heather Dahlem  
Ms. Megan Davidson  
Ms. Julia Dice  
Mr. Mark Dittmar  
Mr. and Mrs. Russell Driver  
Mr. J.B. Dufran

Ms. Mary Elston  
Ms. Natalie Essary  
Mr. and Mrs. Milton Evenson  
Ms. Renee A. Fabian  
Mr. and Mrs. Thomas Fehrle  
Carri L. Ferguson, FCLSA  
Dr. and Mrs. Fulton W. Fite  
Ms. Deborah S. Fitzsimmons  
Ms. Mary J. Fox  
Ms. Helen Franzone  
Ms. Beulah Garcia  
Mrs. Michelle Garrison  
Mr. Patrick Geraci  
Ms. Connie L. Gill  
Ms. Elizabeth A. Glathar  
Mrs. Nicole M. Glenn  
Mr. and Mrs. Herman F. Hackett  
Mrs. Donna J. Hall  
Ms. Ruth B. Hall  
Tara Hall  
Dr. and Mrs. James Halligan  
Mr. Edgar Hancock  
Mr. and Mrs. Bob Harper  
Mrs. Sue Ann Harrington  
Mr. Louie A. Hattensty  
Mr. Andy Hinkle  
Ms. Jeanine J. Hodges  
Mrs. Shelley Holt  
Ms. Elaine B. Honnold  
Ms. Esther Howard  
Vonda Howard  
Mrs. Grace Hull  
Verna L. Humphreys

Mrs. Joann Ingle  
Ms. Wilma L. Jackson  
Ms. Loretta M. Jesseph  
Willa Johnson  
Mr. William Johnston  
J.P. Morgan  
Ms. Mary King  
Mrs. Glenda Lacy  
Ms. Donna Lancaster  
Mrs. Dana Leach  
Mr. Charles W. Lear  
Ms. Carolyn Little  
Mr. Gordon Long  
Mr. Gary Lueck  
Mrs. JoNell Lunow  
Mr. Bill Mack  
Marion and Linda McFadden  
Mrs. Gayla K. McKinney  
Vera McNickle  
Mrs. E.L. Merlin  
Mr. Chylene Mitchell  
Ms. Jami Moore  
Ms. Melissa Moore  
Viveca Moore  
Mr. Brett Mussyal  
Mrs. Evelyn Orth  
Mrs. Rhonda Parks  
Pamela R. Parrish, MD  
Ms. Cristal Phares  
Mrs. Monica Pierce  
Ms. Anna Mae Pinkston  
Ms. Laura Ransom  
Ms. Kim Reed

Mr. Ashel Richardson  
Ms. Euretta L. Robinson  
Ms. Judy A. Schatz  
Jim and June Sexton  
Mr. Trevor Shipley  
Ms. Janice K. Sims  
Ms. Amy L. Smith  
Ms. Jill Srnka  
Mrs. Kaci Stinnett  
Ms. Lesley Stewart  
Randy L. and Lisa Stuart  
Ms. Donna Sullins  
Ms. Susie G. Sullivan  
Superior Pipeline Company  
John A. and Pebble S. Tedford  
Texcel Exploration  
Ms. Myka Thomas  
Ms. Catalina Thompson  
Mr. and Mrs. Jesse L. Urton  
Ms. Judy Wagoner  
Ms. Eva Delores Watley  
Ms. Karen S. Weddle  
Larry Weidner, MD  
Mr. S. Mark Whittemore  
Tina Whittington  
Mr. Ralph Williams  
Winnie Mae's Shoppe  
Lily Wong, PhD  
Mrs. Nancy Wright  
Janice Zachary



## DID YOU KNOW?

A charitable bequest is one of the easiest ways you can leave a lasting impact on the Dean McGee Eye Institute. Contact Lana G. Ivy, Vice President of Development, at 405-271-7803 or by email at [lane-ivy@dmei.org](mailto:lane-ivy@dmei.org) to receive more information.

# 2012 CAPITAL CAMPAIGN DONORS

**WE SINCERELY APPRECIATE, RECOGNIZE AND HONOR** the many generous patients, friends, corporations, foundations, alumni, faculty and staff who have demonstrated their support of patient care, vision research and education by contributing to the Dean McGee Eye Institute Capital Campaign. Every effort has been made to include all gifts and pledges from January 1, 2012 – December 31, 2012.

## \$10,000 - \$49,999

Mr. and Mrs. J. Larry Nichols

## \$5,000 - \$9,999

The Crawley Family Foundation

## \$1,000 - \$4,999

Mrs. Gene Barth

Lawton Rebekah Lodge #87

Tom and Brenda McDaniel

Amalia M. Miranda, MD

Vinay A. Shah, MD

Mr. and Mrs. Richard Skuta

## \$250 - \$499

Dr. and Mrs. Robert S. Ellis

Mr. and Mrs. James H. Everest

Mr. Dennis C. Miller

Mrs. Connie B. Peel

Mr. and Mrs. Mitch Plumlee

Mr. and Mrs. George Watkins

## \$100 - \$249

Mrs. Marilyn Balyeat

Dr. and Mrs. David Brown

Channing Unitarian Universalist Church

Mr. and Mrs. Walter D. Eggers

Mrs. Janell L. Everest

The Kerr Foundation, Inc.

Kimray Inc.

Ms. Mary Ellen Meredith

## Up to \$99

Mrs. Ray Ackerman

Ms. Samonia Byford

Ms. Irene P. Conkling

Mr. and Mrs. Michael T. Curran

Mr. and Mrs. Norman P. Duncan

Mr. and Mrs. Daniel P. Foltz

Mrs. Evelyn N. Grant

Ms. Roberta L. Hamburger

Mr. and Mrs. Andrew M. Henderson

C. Wayne and Jana S. Leslie

Mr. Blake K. Pike

Vicki Rippeto

Mr. Eliahu E. Rubowitz

Ms. Doris Stevens

Mr. and Mrs. Randy Taylor

Mr. and Mrs. James U. White, Jr.

# Acers Society

HONORING DR. THOMAS E. ACERS BENEFITING OPHTHALMOLOGY, RESIDENT & FELLOW EDUCATION

## Acers Society Lifetime Members

Mrs. Jackie Acers

Sterling S. Baker, MD

Ray M. Balyeat, MD

Donald E. Beahm, MD

David A. Bernitsky, MD

Charles P. Bogue III, MD, PhD

D. Randolph Brown, MD

Robert H. Bullington, Jr., MD

William S. Clifford, MD

Sam S. Dahr, MD

James L. Dunagin, Jr., MD

Bradley K. Farris, MD

Stephen R. Fransen, MD

Luther L. Fry, MD

John M. Garber, OD

Robert D. Gourley, MD

Scott M. Guess, MD

Jean R. Hausheer, MD, FACS

John J. Herlihy, MD

P. Lloyd Hildebrand, MD

Rick D. Isernhagen, MD

David W. Jackson, MD

Alison Acers Jetton

Mahmoud A. Khaimi, MD

Robert T. Lee, MD

James H. Little, MD

Steven N. Montgomery, MD

Annie Moreau, MD

W. Stanley Muenzler, MD

David W. Parke II, MD

Anil D. Patel, MD

John A. Robinson, MD

Nelson R. Sabates, MD

Steven R. Sarkisian, Jr., MD

Lee E. Schoeffler, MD

David L. Schwartz, MD

Mark H. Scott, MD

Gregory L. Skuta, MD

Michael L. Soper, MD

Donald U. Stone, MD

Scot A. Sullivan, MD

Roland A. Walters, MD

Ann Acers Warn, MD, MBA

James B. Wise, MD

Tammy L. Yanovitch, MD, MHSc

David E. Zuech, MD

# DEPARTMENT OF OPHTHALMOLOGY UNIVERSITY OF OKLAHOMA 2013-2014 **NEW RESIDENTS & FELLOWS**




**James R. Hoffmann, MD**  
*First-year Resident*  
College: University of Arkansas  
Medical School: University of Arkansas  
for Medical Sciences



**Jonathan M. Perkins, MD**  
*First-year Resident*  
College: McNeese State University  
Medical School: Louisiana State  
University School of Medicine



**Jeremy F. Tan, MD**  
*First-year Resident*  
College: University of Delaware  
Medical School: Temple University  
School of Medicine



**Andrew A. Wilson, MD**  
*First-year Resident*  
College: Mississippi State University  
Medical School: University of  
Mississippi School of Medicine




**Evan C. Sussenbach, MD**  
*Second-year Resident*  
College: University of Georgia  
Medical School: Medical College of  
Georgia

### *Incoming Residents for 2014*

Clifton C. Fay, MD – Medical College of Georgia  
James C. O'Brien, MD – University of Texas, Galveston  
Andrew L. Rodenburg, MD – University of North Dakota  
Ilya (Eli) Sluch, MD – University of Oklahoma



**Adam A. Carver, MD**  
*Retina Fellow*  
Medical School: University of Arkansas  
Residency: University of Oklahoma/  
Dean McGee Eye Institute



**Andrew K. Bailey, MD**  
*Glaucoma Fellow*  
Medical School: University of  
Oklahoma  
Residency: University of Oklahoma/  
Dean McGee Eye Institute




**Jacquelyn A. Jetton, MD**  
*Global Eye Care Fellow*  
Medical School: University of Texas –  
San Antonio  
Residency: University of Oklahoma/  
Dean McGee Eye Institute



**Kevin E. Lai, MD**  
*Neuro-Ophthalmology Fellow*  
Medical School: University of  
Oklahoma  
Residency: Scott & White/Texas A&M  
Health Science Center



**Michael R. Waggoner, DO**  
*Cornea Fellow*  
Medical School: University of North  
Texas – Health Science Center  
Residency: University of Missouri –  
Columbia



### *Chief Resident 2013-2014*

Congratulations to Evan Allan, MD,  
who was appointed to serve as our  
Chief Resident for the 2013-2014  
academic year.

## 22ND ANNUAL Walter J. Stark Memorial Lectureship



*Pictured above are Terrence P. O'Brien, MD (center) with Gregory L. Skuta, MD, DMEI President and CEO (left), and Walter J. Stark, Jr., MD (right).*

**THE DEAN MCGEE EYE INSTITUTE WELCOMED** Terrence P. O'Brien, MD, as the 22nd Annual Walter J. Stark Memorial Lecturer on October 7, 2013. His lecture was entitled, "Progress in Microbial Keratitis *or Not?*"

An internationally recognized expert in ocular infectious diseases and corneal, anterior segment and refractive surgery, Dr. O'Brien is Professor of

Ophthalmology and holds the Charlotte Breyer Rodgers Distinguished Chair at the top-ranked Bascom Palmer Eye Institute of the University of Miami Miller School of Medicine. He previously served as Director of Ocular Infectious Diseases at the Wilmer Eye Institute, Johns Hopkins University School of Medicine, where he was on the faculty for 14 years, rose to the rank of Professor, and was awarded the Tom Clancy Endowed Chair.

A distinguished leader in American ophthalmology, Dr. O'Brien is Past President of the Ocular Microbiology and Immunology Group and serves on the Executive Board of the International Conference of Eye Infections. He is the past Senior Associate Editor of the *Journal*



*Members of the Stark family pose with the 2013 Stark Lecturer. Back row: Paul Heafy, Kelly Heafy, Dr. Terrence O'Brien, Dr. Walter J. Stark, Jr. and Dr. Gregory L. Skuta. Front row: Susan Moorman and Andria Heafy.*

of *Refractive Surgery* and past Editor-in-Chief of *Contemporary Ophthalmology* and currently serves as an Editor of *Ophthalmology Therapy* and on numerous other editorial boards, organizational boards and advisory groups. The author or co-author of more than 100 peer-reviewed scientific publications and more than 30 book chapters, Dr. O'Brien has lectured widely both nationally and internationally, has delivered numerous named lectures, and has served as Chair of the American Academy of Ophthalmology's (AAO's) Refractive Surgery Subspecialty Day. ■



## 2013 SERVICE, TEACHING AND RESEARCH AWARDS

*Oklahoma Academy of Ophthalmology  
Distinguished Service Award*  
W. Stanley Muenzler, MD

*Edward and Thelma Gaylord  
Faculty Honor Award*  
Deana S. Watts, MD

*Excellence in Attending at VA Award*  
Ronald M. Kingsley, MD

*Dr. and Mrs. T.E. Acers  
Resident Honor Award*  
Yasser Elshatory, MD, PhD

*Robert G. Small, MD Resident Award  
for Medical Student Education*  
Andrew K. Bailey, MD

*Annie Moreau, MD  
Fellow Teaching Award*  
Adam A. Carver, MD

# 2013 Resident & Alumni Meeting



*Coston Lecturer, Randall J. Olson, MD, Chair, Department of Ophthalmology and Visual Sciences at the University of Utah's John A. Moran Eye Center, speaks at the 2013 Resident & Alumni Meeting.*



*Diana Hampton, MD, (right) President of the Oklahoma Academy of Ophthalmology (OAO), presents the OAO Distinguished Service Award to W. Stanley Muenzler, MD (left) during the Resident & Alumni luncheon on June 8, 2013. Dr. Muenzler passed away unexpectedly in August 2013. See page 20 to learn about the Professorship established in his memory.*



*Randall J. Olson, MD, (left), Chair, Department of Ophthalmology and Visual Sciences at the John A. Moran Eye Center in Salt Lake City and Coston Lecturer at the 2013 Resident & Alumni Meeting, accepts a thank you gift from William S. Clifford, MD (right).*

# Acers Alumni Reception



*Pictured above (left) is Acers Society special guest and presenter, Barrett G. Haik, MD, FACS, Hamilton Professor of Ophthalmology and Director, Hamilton Eye Institute at the University of Tennessee Health Science Center, with Mrs. Jackie Acers (right).*



*Enjoying the Acers Society Alumni Reception in the new DMEI pavilion are (left to right) William S. Cifford, MD, Barrett G. Haik, MD, Ann Acers Warn, MD, and Gregory L. Skuta, MD.*

**SAVE THE DATE May 31, 2014**

**38th Annual DMEI Ophthalmology Symposium/  
OU Resident and Alumni Meeting**



**35th Tullos O. Coston Lecture**  
Peter A. Netland, MD, PhD  
*Dupont Guerry III Professor and Chair*  
*Department of Ophthalmology*  
*University of Virginia, Charlottesville*

Samis Education Center, Children's Hospital  
Oklahoma City

# global eye care PROGRAM

**IN AUGUST, DR. JACQUELYN JETTON,** DMEI Global Eye Care Fellow, left for a two-month rotation in Swaziland, Africa—one of three international rotations this year (Swaziland, China, Peru). She spent time with Dr. Jonathan Pons' team at the Good Shepherd Eye Clinic in Siteki, Swaziland. Dr. Jetton is the first Fellow in the Global Eye Care Program and will be spending one year in various



*Jacquelyn Jetton, MD*

clinical settings both in Oklahoma and overseas. She graduated from Wake Forest University, completed medical school in San Antonio, and served as a resident in ophthalmology at the University of Oklahoma/Dean McGee Eye Institute,

where she was appointed as Chief Resident in her third year. Dr. Jetton has had a lifelong passion for international medicine and caring for the underserved, which is all coming to life for her now.

World Sight Day was on October 11. Groups from all over the world used this occasion to organize screenings and educate the public on vision loss. In the Kingdom of Swaziland, a small screening event was organized by Dr. Sharon Maseko, the senior optometrist for Mbabane Government Hospital, and Sikelela, the case finder.



*A tent full of people wait for their eye screenings, while others camp out under the trees.*

The morning started with a prayer and some singing by students from the school for the blind. Speeches were given by local rural health motivators and the optometrists about the need for regular eye exams in individuals affected by chronic conditions such as hypertension and diabetes.

Patients were sent to Dr. Msiska (the government ophthalmologist) and to Dr. Jetton for eye exams. Those in need of glasses were sent to the optometrist's station for help in selecting the correct ones. According to Dr. Jetton, "We mostly saw dry itchy eyes (imagine constantly living outside with high winds and desert), cataracts, and end-stage glaucoma. It was a successful screening day. The people were appreciative, and we fulfilled the purpose of World Sight Day in getting the word out."



# AM UPDATE



In collaboration with the existing ophthalmology resources in Swaziland, the Ministry of Health and CBM (an international Christian development organization committed to improving the quality of life of persons with disabilities in the poorest countries of the world), the Global Eye Care Team is helping to develop a comprehensive plan for eye care in the Kingdom. Using the framework advocated by the World Health Organization and the International Agency for the Prevention of Blindness, the plan will address the stakeholder community to enhance their understanding of eye care; help identify and garner the resources required for success of the plan; and implement disease management strategies to target the leading causes of blindness in Swaziland, which are cataract, retinopathies, glaucoma, refractive error and amblyopia (in children).

To contribute to the Global Eye Care Program, you may go online to [www.dmei.org](http://www.dmei.org) and click the “Donate Today” button on the website. ■



*Dr. Jetton visits Cape Town, South Africa and Cape of Good Hope during one of her free weekends.*



*Dr. Jetton examines a patient during World Sight Day in Swaziland, Africa.*

# *innovations*

IN GLAUCOMA SURGERY  
PROVIDE SUCCESS, REDUCE RISKS



**FOR AT LEAST A DECADE**, Edmond interior designer Judy Gross felt as tired every day as her eyes did. They were constantly red and gritty and tired from her glaucoma medications, and there was the terrifying specter of future blindness in the back of her mind. Deteriorating vision from the presence of cataracts left Gross unable to examine fabrics and read their tiny labels without repeatedly putting on and taking off her reading glasses.

But not anymore.

For Stillwater engineering technician Michael Stephenson, the detection of his glaucoma eight years ago came as no surprise. His eyeballs were unusually large, and he had worn glasses since the age of 5 for nearsightedness so severe that making out the alarm clock in the middle of the night was impossible without glasses or contact lenses. Keeping his glaucoma under control required two medications daily.

But not anymore.

Gross and Stephenson are the beneficiaries of innovative glaucoma surgery techniques such as canaloplasty and the iStent being advanced by surgeons at the Dean McGee Eye Institute. Not only are these procedures considered minimally invasive, they also come with less risks than traditional glaucoma surgery. In addition, patients can often reduce their dependence on medications, some completely, like Gross.

Patients whose intraocular pressure (IOP) cannot be controlled by medications are appropriate candidates for these new techniques, which can be used alone or in combination with cataract surgery, depending on a patient's needs. Traditional surgical intervention called trabeculectomy, which creates a reservoir for the extra fluid buildup, is useful for more advanced patients who need a dramatic lowering of their pressures. However, trabeculectomy carries with it potential complications that became the driving force for developing newer techniques that would be efficient, effective, less invasive and less risky.

“...techniques such as canaloplasty and the iStent (are) being advanced by surgeons at the Dean McGee Eye Institute.”

These newer techniques are called minimally invasive glaucoma surgeries or MIGS and may be performed in tandem with cataract removal and lens replacement, sometimes using the same incision. These MIGS also have in common their utilization of the eye's natural outflow or drainage system to relieve pressure on the optic nerve and halt or slow progression of the disease.

“In a nutshell, in glaucoma you have a sink and a faucet that is always turned on, so you have to have a drain for this fluid,” said DMEI surgeon Mahmoud Khaimi, MD, who became a member of the faculty in 2007. “In the disease process, you develop pressure buildup and optic nerve damage, which leads to loss of side vision and, later, central vision in glaucoma.”

*...continued on next page...*



*Steven R. Sarkisian, Jr., MD with patient Michael Stephenson.*

The challenge, he said, is either to suppress production from this faucet through drops and some surgical techniques or determine how to resuscitate the sink and allow the fluid to flow out more effectively, which the newer techniques do. Older surgical procedures typically bypass the natural drainage system and “put in a whole new sink.”

Unfortunately, explained DMEI surgeon Steven R. Sarkisian, Jr., MD, traditional techniques “avoid the system God gave to you, create a new system, either through trabeculectomy or some sort of drainage implant into space under the conjunctiva, and use areas [in the eye] that were not intended to collect fluid. They can sometimes become infected, leak and require revision.”

“As a result of these potential complications, I’ve been involved in finding more minimally invasive ways to lower eye pressure,” said Sarkisian, who joined the DMEI faculty in 2006. Soon afterwards in 2007, he and Khaimi began using the original MIGS procedure called endoscopic cyclophotocoagulation, or

ECP, in which a special microscopic instrument shrinks the fluid-producing tissues in the eye, “essentially turning down the faucet.”

Both Sarkisian and Khaimi recently introduced DMEI patients to the iStent, a microscopic titanium device placed in the eye’s natural drainage system to allow a natural outflow of fluid.

Sarkisian is currently one of a select group of American surgeons participating in a trial of a procedure that improves drainage and reduces IOP by placing two of these tiny stents in each eye. This fall, Sarkisian used a microscopic probe to insert the stents into the eyes of Stillwater resident Stephenson after removing cataracts and inserting new lens implants. The left eye, in which the glaucoma was worse, was operated first, and the change was almost instantaneous. His IOP was halved, his two glaucoma prescriptions were reduced to one and he could see well enough to walk his dog at 5 a.m. without glasses. The second surgery, a month later, had a similar, successful result.

Stephenson has found that “getting up in the middle of the night and being able to see the alarm clock is pretty dang neat. I am definitely thankful that DMEI is here. I especially appreciate Dr. Sarkisian’s efforts.”

As for Gross, she jokes about erecting a billboard to heap praise on DMEI and Khaimi, who performed a procedure called canaloplasty to halt her disease progression. Similar to balloon angioplasty by an interventional cardiologist to open an artery, this procedure dilates the canal of Schlemm a full 360 degrees and holds it open with a suture finer than a human hair. Khaimi and Sarkisian were the first in Oklahoma to perform this procedure, and they have since taught it to DMEI fellows and to visiting surgeons from around the globe.

Gross now uses no medications, her tiredness is gone and she wakes up wanting “to get out and do it. It’s been a miracle.”

Both surgeons continue to investigate other promising new techniques. As one example, Khaimi is a Phase I principal investigator for

the InnFocus Microshunt being evaluated in 10 leading US glaucoma centers. See Faculty News (pages 8-10) for more.

DMEI President Gregory L. Skuta, MD, a glaucoma specialist himself with a decades-long history in search of better treatments, finds it “very exciting that these new technologies are available to glaucoma patients who, for many years, had rather limited options that carried substantial risk in some situations.”

“All procedures carry some risk. However, to have multiple options out there, and the ability to make individual surgical decisions based on the level of IOP and glaucoma damage, is very attractive.”

“Our goal in glaucoma surgery is to identify procedures that can be performed efficiently and effectively with substantial lowering of intraocular pressure, high success rates, limited risks and preservation of vision,” Skuta said. “The Dean McGee Eye Institute and our surgeons will continue to be in the forefront of advancing innovative surgical techniques.” ■

*DMEI glaucoma specialists, left to right: Mahmoud A. Khaimi, MD, Andrew K. Bailey, MD, Gregory L. Skuta, MD, and Stephen R. Sarkisian, Jr., MD. Dr. Bailey is currently a fellow and will join the faculty in July 2014.*



“Life is either a  
daring adventure  
or nothing at all.”

—Helen Keller, *The Open Door*



*Spring Fog* Photo Courtesy of John Jernigan Point of View



608 Stanton L. Young Blvd.  
Oklahoma City, OK 73104

*Please notify us at (405) 271-7801 if you  
wish to be removed from our mailing list.*

NON-PROFIT ORG.  
U.S. POSTAGE  
**PAID**  
OKLA. CITY, OK  
PERMIT NO. 853

# • DMEI • invision

## inside this issue:

Eye Triage Clinic for Tornado Victims p.6

FDA Clinical Trial for Keratoconus p.18

Global Eye Care Program Update p.30

[www.dmei.org](http://www.dmei.org)