



history is made:
DEDICATION & CELEBRATION MARK THE
COMPLETION OF THE NEW DMEI FACILITY

• DMEI •
inVIsion

A PUBLICATION OF THE DEAN MCGEE EYE INSTITUTE

vision care
research
education
community

DMEI phone directory

Oklahoma Health Center

DMEI Building ▪ 608 Stanton L. Young Blvd. ▪ Oklahoma City, OK 73104

Cornea and External Disease

(405) 271-1095 ▪ (800) 787-9017

Alex W. Cohen, M.D., Ph.D.
Rhea L. Siatkowski, M.D.
Donald U. Stone, M.D.

General Ophthalmology/Cataract Surgery

(405) 271-1090 ▪ (800) 787-9012

Cynthia A. Bradford, M.D.
Layne E. Goetzinger, M.D.
David W. Jackson, M.D.
Theresa A. Larson, M.D.
Deana S. Watts, M.D.

Glaucoma

(405) 271-1093 ▪ (800) 787-9015

Mahmoud A. Khaimi, M.D.
Steven R. Sarkisian, Jr., M.D.
Gregory L. Skuta, M.D.

LASIK Surgery

(405) 271-2500 ▪ (877) 406-4193

Alex W. Cohen, M.D., Ph.D.
David W. Jackson, M.D.

Low Vision Rehabilitation

(405) 271-1793 ▪ (800) 787-9012

Rebecca K. Morgan, M.D.

Neuro-Ophthalmology

(405) 271-1091 ▪ (800) 787-9013

Bradley K. Farris, M.D.
Anil D. Patel, M.D.
(405) 271-1094 ▪ (800) 787-9016
R. Michael Siatkowski, M.D.

Ocular Prosthetics

(405) 271-3391 ▪ (800) 787-9012

Nancy A. Townsend, B.C.O.

Oculoplastic Ophthalmology

(405) 271-1096 ▪ (800) 787-9018

Adam G. de la Garza, M.D.
P. Lloyd Hildebrand, M.D.

Optical Services

Spectacles, Low Vision Aids

(405) 271-6174 ▪ (800) 787-9012

Contact Lenses

(405) 271-6084 ▪ (800) 787-9012

Jean Ann Vickery, F.C.L.S.A.
Director, Contact Lens Services
Carri L. Ferguson, F.C.L.S.A.
Contact Lens Specialist

Optometry

(405) 271-1090 ▪ (800) 787-9012

Dana M. Garber, O.D.
Jessica L. Lucas, O.D.
Brandalyn D. Loyko, O.D.

Pediatric Ophthalmology/Strabismus

(405) 271-1094 ▪ (800) 787-9016

R. Michael Siatkowski, M.D.
Tammy L. Yanovitch, M.D., M.H.Sc.

Retina/Vitreous

(405) 271-1092 ▪ (800) 787-9014

Reagan H. Bradford, Jr., M.D.
Stephen R. Fransen, M.D.
Ronald M. Kingsley, M.D.
Robert E. Leonard II, M.D.
Vinay A. Shah, M.D.

Trauma/Emergency

(405) 271-6060 ▪ (800) 787-9012

Uveitis

(405) 271-1090 ▪ (800) 787-9012

Theresa A. Larson, M.D.
(405) 271-1095 ▪ (800) 787-9017
Donald U. Stone, M.D.

McGee Eye Surgery Center (MESc)

OU Harold Hamm Diabetes Center ▪ 1000 N. Lincoln Blvd., Suite 150 ▪ Oklahoma City, OK 73104

(405) 232-8696

Dean McGee Eye Institute Satellite Locations

Edmond ▪ Northwest Oklahoma City ▪ Lawton

EDMOND

1005 Medical Park Blvd., 73013
(405) 348-0913

General Ophthalmology Ophthalmic Surgery

Theresa A. Larson, M.D.

Neuro-Ophthalmology

Anil D. Patel, M.D.

Optometry

Angela M. Plant, O.D.

Optical Services

(405) 348-8016

Contact Lens Services

NORTHWEST OKC

3500 N.W. 56th, #101, 73112
(405) 942-9545

General Ophthalmology Ophthalmic Surgery

Ralph B. Hester III, M.D.

Optometry

Tasha J. Schellenberg, O.D.

Optical Services

(405) 271-9506

Contact Lens Services

LAWTON

3201 W. Gore Blvd., #200, 73505
(580) 250-5855

General Ophthalmology Ophthalmic Surgery

Jean R. Hausheer, M.D., F.A.C.S.
Ann A. Warn, M.D., M.B.A.

Optical Services

(580) 585-5425

Dean McGee Eye Institute

Home to the Department
of Ophthalmology of the
University of Oklahoma
College of Medicine

DMEI President and CEO
Edward L. Gaylord Professor and Chair
Department of Ophthalmology
University of Oklahoma
Gregory L. Skuta, M.D.

DMEI Executive Vice President
DMEI Chief Operating Officer
Administrator, Department of Ophthalmology
Matthew D. Bown

DMEI Vice President
Patient Accounts
Compliance and Privacy Officer
Loretta Y. Yazdanipannah

DMEI Vice President
Development
Lana G. Ivy

Controller
Kimberly A. Howard

Co-Editors
Lana G. Ivy, M.B.A.
Gregory L. Skuta, M.D.

Senior Contributor
Melody A. Marcum, M.H.R.

Contributors
Terra R. Argo
Nicole M. Glenn
P. Lloyd Hildebrand, M.D.
Lana G. Ivy, M.B.A.
Melody A. Marcum, M.H.R.
Gregory L. Skuta, M.D.

Design and Layout
Funnel Design Group

Photography
Russ Burris
John Jernigan
Mike Klemme Photography
Janeen Woodall
Brian Hines for Architectural Design Group, Inc.

DMEI InVision is published twice a year by the
Dean McGee Eye Institute.

*For more information about this publication or
to be placed on the mailing list, please contact
the Development Office:*

Dean McGee Eye Institute
608 Stanton L. Young Blvd.
Oklahoma City, OK 73104
(405) 271-7801

DMEI InVision is online at: www.dmei.org



©2012 Dean McGee Eye Institute

• DMEI • inVision

WINTER/SPRING 2012

IN THIS ISSUE

invisions

2 president's view

4 news

- Legislators and Legislative Staff Visit and Tour the Dean McGee Eye Institute
- Choctaw Nation Welcomed at Eye Institute

6 faculty & staff

- 7 New Doctors Join DMEI Faculty
- Faculty & Staff Awards & Activities
- Dr. Ann Acers Warn Elected to AAO Board

10 research

- National Eye Institute Awards \$3 Million Core Grant
- Dr. Elliott Receives Award from RPB
- Christopher Conrady Wins Provost's Award
- Research Director Honored for Life's Work
- Researcher Receives Grant to Fight Stargardt Disease
- DMEI Participates in NIH Clinical Trial for Age-Related Macular Degeneration

donors

17 philanthropy update

- Choctaw Nation Announcement
- Devon Gift of \$2 Million Caps Campaign
- Thank You
- Inasmuch and Noble Foundations Make Donations

invisions

22 education

- 35th Annual Resident & Alumni Meeting
- 2011-2012 Residents & Fellows
- 20th Annual Walter J. Stark Memorial Lectureship
- China Update

feature focus

28 grand dedication and celebration mark historic moment

last look

36 oklahoma sunset

FRONT COVER PHOTO:
View of New DMEI Facility
Photo by Brian Hines for Architectural Design Group, Inc.



Gregory L. Skuta, M.D.

DEAN MCGEE EYE INSTITUTE
**Prepares for Future
of Tremendous
PROMISE**

SEPTEMBER 30, 2011, REPRESENTED A GLORIOUS DAY in the illustrious history of the Dean McGee Eye Institute (DMEI) as we dedicated the beautiful new Pavilion, the magnificent Inasmuch Foundation Atrium, and the striking *New Horizons* sculpture on a perfect Oklahoma autumn afternoon. The Atrium was filled with people and excitement as Dr. Paul A. Sieving, Director of the National Eye Institute of the National Institutes of Health, described the Dean McGee Eye Institute as a “national treasure.”

In this issue of *DMEI InVision*, we will feature the wonderful events related to Dedication Week, share exciting news about our Capital Campaign, and introduce some of the truly remarkable new members of our faculty attracted to DMEI and

the University of Oklahoma (OU) Department of Ophthalmology by our missions and by our world-class facilities.

At the time of the Dedication Ceremony, more than \$3 million was still needed to complete the Capital Campaign for the \$46 million project that included construction of the new 78,000-square-foot Pavilion and the Inasmuch Foundation Atrium, which joins the new Pavilion with the original 36-year-old, 70,000-square foot building, and renovation of the existing structure, which continues to house many of the Institute’s clinical, research, educational, and administrative activities. Thanks to the continuing generosity of Oklahoma foundations, organizations, corporations, and individuals, more than \$3.5

million was contributed during the final three months of 2011. This included outstanding support from the Choctaw Nation of Oklahoma, the Samuel Roberts Noble Foundation, and Mr. and Mrs. Greg Kannady along with a closing gift from the Devon Energy Corporation that was officially announced on January 13, 2012. When combined with commitments from the Inasmuch Foundation and other donors earlier in the year, more than \$4 million was raised during 2011, further signaling the confidence placed in the Eye Institute by the people of this great state.

As a result of the past outstanding leadership of Dr. Thomas E. Acers and Dr. David W. Parke II, the Dean McGee Eye Institute and the OU Department of Ophthalmology already have assembled a highly gifted team of clinicians, surgeons, vision scientists, and educators. The reputation of the Eye Institute and our extraordinary new facilities have, in the last six months alone, attracted additional outstanding eye surgeons who have trained in such nationally respected institutions as the University of Iowa, the Kresge Eye Institute, the Mayo Clinic, the National Eye Institute, and Duke University. By recruiting such faculty, we can better serve the eye care needs not only of the citizens of Oklahoma but also of the surrounding region and the national and global communities.

“**...further signaling the confidence placed in the Eye Institute by the people of this great state.**”

We are extremely grateful for the hundreds of donors who have placed their trust in the Dean McGee Eye Institute by supporting this expansion project and, thereby, our multiple missions as an organization. With the Capital Campaign now completed, we can effectively prepare for a future of tremendous growth and promise by seeking support for “our people and our programs.” Thanks to your generosity and commitment, the Dean McGee Eye Institute and OU Department of Ophthalmology

are well positioned to achieve even higher levels of national prominence and continue their unwavering commitment to leadership, excellence, and service in patient care, education, and vision research.



Gregory L. Skuta, M.D.
President and Chief Executive Officer
Dean McGee Eye Institute
Edward L. Gaylord Professor and Chair
Department of Ophthalmology
University of Oklahoma College of Medicine

Legislators and Legislative Staff Visit AND TOUR THE DEAN MCGEE EYE INSTITUTE



In May, 2011, Congressman James Lankford toured the Eye Institute. Pictured left to right: Cynthia A. Bradford, M.D., Michelle C. Callegan, Ph.D., John D. Ash, Ph.D., Congressman James Lankford, Gregory L. Skuta, M.D., and Randy Swanson, Chief of Staff for Congressman Lankford.



Legislative staff pause for a photo after touring the Eye Institute in June. Standing outside the new front entrance are left to right: Gregory L. Skuta, M.D., Craig J. Smith, Field Representative for Senator Tom Coburn, Brian Hackler, Field Representative for Senator James M. Inhofe, and Matthew D. Bown, Executive Vice President and Chief Operating Officer.



State Senator Dan Newberry tours the new building on August 31. Pictured left to right: Gregory L. Skuta, M.D., Senator Newberry, Cynthia A. Bradford, M.D., and Matthew D. Bown, Executive Vice President and Chief Operating Officer.

Robert E. Anderson, M.D., Ph.D. is honored for life's work in vision research.

Read more in the Research section, page 12.



Officials from the Choctaw Nation of Oklahoma are welcomed at the Eye Institute on December 20




Dr. Skuta discusses the new facility with Choctaw officials.

Read more on page 17.

Pictured in the Choctaw Nation Center for Comprehensive Eye Care

are left to right: Choctaw Nation Health Services Executive Director Mickey Peercy, DMEI President & CEO Dr. Gregory L. Skuta, DMEI Vice President of Development Lana G. Ivy, Choctaw Tribal Council Speaker Delton Cox, Choctaw Nation Assistant Chief Gary Batton, Choctaw Nation Health Services Administrator Teresa Jackson, DMEI Board of Trustees Chair James R. Tolbert III, and DMEI Executive Vice President and Chief Operating Officer Matthew D. Bown.

SEVEN NEW DOCTORS JOIN THE DEAN



ALEX W. COHEN, MD, PhD, whose clinical focus is Cornea, External Disease and Refractive Surgery, has joined DMEI and the OU Department of Ophthalmology as an Assistant Professor. Dr. Cohen, who was invited to join the faculty after an extensive search, earned his undergraduate degree from the University of Arizona in Tucson and his medical degree and PhD from Albert Einstein College of Medicine

in New York City. He completed his residency at the University of Iowa in Iowa City, where he was later a fellow in cornea/external disease/refractive surgery. He received high accolades from his mentors and has been further described as a “great clinician (both medically and surgically) and a great teacher ... with a strong scientific background and an interest ... in translational research.” As a product of one of the nation’s outstanding ophthalmology programs at the University of Iowa, Dr. Cohen will undoubtedly bring fresh and invigorating perspectives to DMEI/OU.



JEAN R. HAUSHEER, MD, FACS, a talented comprehensive ophthalmologist, has joined the Dean McGee Eye Institute in Lawton, Oklahoma and began seeing patients in January 2012. She also serves on the DMEI/Department of Ophthalmology Education Committee and assists with resident educational activities at DMEI’s Oklahoma Health Center location and at the Veterans Affairs Medical Center. Born in Iowa, she has spent most of her life in the Kansas City area and earned her undergraduate and medical degrees from the University of Missouri – Kansas City (UMKC). She completed her residency in ophthalmology at the Mayo Clinic, after which she returned to the Kansas City area, where she established a busy and respected practice in

comprehensive ophthalmology and cataract and refractive surgery. In 2006, she became residency program director for the Department of Ophthalmology in the UMKC School of Medicine and received the Department’s Teacher of the Year Award in 2007.

Dr. Hausheer is highly regarded as a national and state leader. She is an Examiner for the American Board of Ophthalmology (ABO) and an Item Writer for the ABO’s Maintenance of Certification (MOC) process. She also serves on the American Academy of Ophthalmology’s (AAO’s) Committee for Resident Education. Dr. Hausheer is past president of the Missouri State Ophthalmological Society, past president of the Missouri State Board of Healing Arts, and past AAO Councilor for the state of Missouri. She will be working with Dr. Ann Acers Warn in the Lawton office and serves as a Clinical Professor in the OU Department of Ophthalmology.



THERESA A. LARSON, MD, a native of North Dakota, received her bachelor’s degree from Northwestern University, earned her medical degree from Vanderbilt University, and completed a residency in ophthalmology at the Mayo Clinic. She recently completed a fellowship in uveitis/ocular immunology/medical retina with Dr. Robert Nussenblatt and

others at the National Eye Institute (NEI) in Bethesda, Maryland, where she continued to perform cataract surgery for the NEI’s Consult Service and Uveitis Service. Her NEI mentors were highly complimentary of her professional and personal skills as a clinician, surgeon, educator, and clinical researcher. Dr. Larson joins DMEI and the OU Department of Ophthalmology as a Clinical Assistant Professor. She sees patients in Edmond and at the OU Health Sciences Center as a comprehensive ophthalmologist and uveitis consultant.

MCGEE EYE INSTITUTE FACULTY



JESSICA L. LUCAS, OD, joins the optometric service as a Clinical Instructor at our busy Oklahoma Health Center location. Originally from Plano, Texas, Dr. Lucas received her bachelor's degree (summa cum laude in biology) from the University of Texas at Dallas and earned her optometric degree (summa cum

laude) in 2011 from Northeastern State University in Tahlequah, Oklahoma, where she was at the top of her class and was recognized as the Outstanding Senior Clinician.




TASHA J. SCHELLENBERG, OD, received her bachelor's degree (summa cum laude in biostatistics) from Southwestern Adventist University in Keene, Texas, and earned her optometric degree (summa cum laude) from Northeastern State University in Tahlequah, Oklahoma in 2006. She worked at General Leonard

Wood Army Community Hospital at Fort Leonard Wood, Missouri from 2006 to 2009 and won four Awards of Excellence for Outstanding Patient Care while there. From 2009 to 2011, Dr. Schellenberg was Chief of the Optometry Department for the Indian Health Service in Clinton, Oklahoma. She joined Dr. Ralph Hester at our Northwest Oklahoma City location in October and is a Clinical Instructor.



VINAY A. SHAH, MD, has joined the vitreoretinal faculty as Clinical Assistant Professor. Dr. Shah completed a residency in ophthalmology at the University of Missouri, Kansas City, and a fellowship in vitreoretinal surgery at the Kresge Eye Institute/Wayne State University in Detroit, Michigan.

A native of India, he had previously completed ophthalmology residency and vitreoretinal fellowship training there as well. As the co-author of more than 60 publications, one of the creators of *Eye Handbook* for smartphones, and the section editor for retina/vitreous for the American Academy of Ophthalmology's EyeWiki Committee, Dr. Shah is already a rising leader in the profession of ophthalmology.




TAMMY L. YANOVITCH, MD, MHSc, a native of Oklahoma, received her bachelor's degree (Phi Beta Kappa) from the University of Tulsa and earned her medical degree from the University of Oklahoma, where she was the top of her class and was inducted into the Alpha Omega Alpha Honor Medical Society. Dr. Yanovitch completed a

residency in ophthalmology at the Dean McGee Eye Institute/University of Oklahoma and a fellowship in pediatric ophthalmology and strabismus at Duke University, where she was an Assistant Professor from 2007 to 2011. She also holds a Master's Degree in Health Sciences from Duke University. Dr. Yanovitch began seeing patients at DMEI and at Children's Hospital in November and is a Clinical Assistant Professor with the OU Department of Ophthalmology.

FACULTY & STAFF AWARDS AND



CYNTHIA A. BRADFORD, MD, was elected to a second three-year term as Senior Secretary for Advocacy for the American Academy of Ophthalmology (AAO). On the faculty since 1987 and now a Professor of Ophthalmology, she has served as president of the Oklahoma Academy of Ophthalmology and as an Examiner for the American Board of Ophthalmology. Extremely active in the AAO including five years of service as Secretary for State Affairs, Dr. Bradford has received the Academy's Secretariat and Senior Achievement Awards.



CYNTHIA A. BRADFORD, MD, and **BRADLEY K. FARRIS, MD**, were honored with University of Oklahoma Regents' Awards for Superior Teaching in April, 2011. The Regents' Award is one of the College of Medicine's most prestigious awards and recognizes the "best of the best" among outstanding medical educators.



REAGAN H. BRADFORD, JR., MD, interviewed with television stations KOCO Channel 5, KWTW Channel 9, and KFOR Channel 4, to discuss the Comparison of Age-Related Macular Degeneration Treatments Trials (CATT Study) conducted at numerous centers throughout the United States, including the Dean McGee Eye Institute.



MICHELLE C. CALLEGAN, PhD, received a patent as a co-investigator for the treatment of ocular wounds and ulcers in February, 2011. Other investigators include Anne Pereira, PhD (primary investigator) and James Chodosh, MD, MPH.



MICHAEL H. ELLIOTT, PhD, was elected to the Membership Committee - North America for the International Society for Eye Research in November, 2011.



P. LLOYD HILDEBRAND, MD, was promoted to Professor in the University of Oklahoma College of Medicine's Department of Ophthalmology. He also was interviewed for an article entitled "Looking into the Future: Ophthalmologist Using Technology to Develop Electronic Medical Records," published in the *Journal Record* in July, 2011.



RONALD M. KINGSLEY, MD, presented a talk on Plaquenil toxicity at the OU Resident and Alumni Meeting in June, 2011; served as an investigator in the CATT Study (Comparison of Age-Related Macular Degeneration Treatments Trials), which showed equivalent results for Avastin and Lucentis as published in the *New England Journal of Medicine* in May, 2011; and co-authored a paper on "Prevalence and Risk Factors of Age-Related Macular Degeneration in Oklahoma Indians" in *Ophthalmology* in July, 2011.



STEVEN R. SARKISIAN, JR., MD, glaucoma fellowship director and Clinical Associate Professor of Ophthalmology, was recently granted the Achievement Award by the American Academy of Ophthalmology. He has also recently been listed in the 2011-2012 edition of Marquis' *Who's Who in Medicine and Healthcare*. On July 30, Dr. Sarkisian was an invited guest lecturer at the Christian Ophthalmology Society Annual Meeting in Hot Springs, Virginia.


ACTIVITIES




VINAY A. SHAH, MD, published the feature article entitled “Making Smartphone Technology Work for You,” in *New Retina MD*, Summer 2011.



R. MICHAEL SIATKOWSKI, MD, was accepted into membership in the prestigious American Ophthalmological Society with his thesis entitled “The Decompensated Monofixation Syndrome;” completed a three-year term as Secretary for Program of the American Association for Pediatric Ophthalmology and Strabismus (AAPOS) and rejoined the AAPOS Board as Director-at Large for three years; presented a poster at ARVO entitled “Clinical Characteristics of Early vs. Late Onset ROP;” co-authored an article in the *Journal of AAPOS* entitled “Optic Nerve Abnormalities in Children—A Practical Approach;” delivered the Kambara Lecture at the University of Tennessee at Memphis entitled “Avoiding Mistakes in Pediatric Neuro-Ophthalmology;” received the 2011 Edward and Thelma Gaylord Faculty Honor Award; published the article “Vision Screening in Oklahoma Public Schools-The First Three Years (2007-2010)” in the *Journal of the Oklahoma State Medical Association*, July/August, 2011; and volunteered on a medical care team at the Oklahoma City Zoo to perform eye tests on an underweight baby chimpanzee named Siri in August, 2011.



GREGORY L. SKUTA, MD, and **ROBERT E. ANDERSON, MD, PhD**, were interviewed for OCAST’s Oklahoma Innovations radio show, which was broadcast in November, 2011. The link to the broadcast is <http://www.ok.gov/ocast/multimedia/OI111120.mp3>



GREGORY L. SKUTA, MD, delivered the Shaffer-Hetherington-Hoskins Lecture entitled “Practical Lessons from Glaucoma Clinical Trials” in San Francisco on February 4, 2012.



DONALD U. STONE, MD, was promoted to Clinical Associate Professor in the University of Oklahoma College of Medicine’s Department of Ophthalmology. He also has been named Associate Medical Director of the Oklahoma Lions Eye Bank.



R. MICHAEL SIATKOWSKI, MD, the James P. Luton Professor of Ophthalmology and the Vice Chair for Academic Affairs at DMEI, was appointed to serve as Residency Program Director in February, 2011.



DANIEL J.J. CARR, PhD, the Presbyterian Health Foundation Presidential Professor in the Department Ophthalmology and the Department of Microbiology and Immunology in the OU College of Medicine, was named to the M.G. McCool Chair in Ophthalmology in mid-2011. In December, he was awarded a \$150,000 Senior Scientific Investigator Award from Research to Prevent Blindness. Dr. Carr is also the Assistant Dean of the OUHSC Office of Postdoctoral Affairs.

Dr. Ann Acers Warn elected to AAO Board of Trustees

DR. ANN ACERS WARN HAS BEEN

ELECTED as Vice Chair of the Council of the American Academy of Ophthalmology (AAO) and began service on the AAO Board of Trustees effective January 1, 2012. Dr. Warn, who has provided care to patients in southwest Oklahoma from the Dean McGee Eye Institute's (DMEI's) Lawton location since its opening in 1994, has served as president of the Oklahoma Academy of Ophthalmology and as president of the Oklahoma State Board of Health, to which she was appointed by Governor Frank Keating.

"Dr. Warn has been and will continue to be an outstanding representative for our profession as a key leader in state and national ophthalmology organizations," said Dr. Gregory Skuta.



Dr. Warn, who also holds an MBA from Cameron University, is currently on the Board of Directors of the Ophthalmic Mutual Insurance Company (OMIC) and is an Examiner for the American Board of Ophthalmology. Her term on the AAO Board of Trustees will include two years as Vice Chair of the Council, which acts as an advisory body to the AAO Board, and an additional two years as Chair. In recognition of her AAO service, she already has received its Secretariat and Achievement Awards. ■

NEI AWARDS \$3 MILLION CORE GRANT

THE UNIVERSITY OF OKLAHOMA HEALTH SCIENCES CENTER (OUHSC) has received a \$3 million grant from the National Eye Institute (NEI), part of the National Institutes of Health (NIH), for research into a number of blinding eye diseases. Dr. Robert E. Anderson, Director of Vision Research at the Dean McGee Eye Institute and Dean A. McGee Professor in the University of Oklahoma College of Medicine's Department of Ophthalmology, serves as the principal investigator for the grant.

The P30 Center Core Grant for Vision Research started on September 1 and continues for five years. The grant will be used to investigate a number of eye diseases including age-related macular degeneration, glaucoma, diabetic retinopathy, retinitis pigmentosa, endophthalmitis, and herpes virus infection. The grant funds two core modules located at the Eye Institute and two identical ones at the OU Health Sciences Center. ■



Michael H. Elliott, Ph.D. receives award from Research to Prevent Blindness

MICHAEL H. ELLIOTT, PH.D., Assistant Professor in the Department of Ophthalmology at the Dean McGee Eye Institute on the University of Oklahoma Health Sciences Center campus, has received the *Sybil B. Harrington Special Scholar Award for Macular Degeneration* in the amount of \$55,000 from Research to Prevent Blindness (RPB) to support research into the causes, treatment, and prevention of blinding diseases. The award, part of RPB's Special Scholar Program, is designed to support outstanding

young scientists who are conducting research of unusual significance and promise.

“Dr. Elliott’s accomplishments as a vision scientist are highly impressive, and this prestigious award will be vital to his work on understanding mechanisms that regulate inflammation in retinal diseases,” stated Dr. Gregory L. Skuta, President and CEO of the Dean McGee Eye Institute and Edward L. Gaylord Professor and Chair of the Department of Ophthalmology at the University of Oklahoma.

RPB is the world’s leading voluntary organization supporting eye research. The OU Department of Ophthalmology has received almost \$4.7 million from RPB and ranks tenth in the nation in cumulative RPB funding. ■



CHRISTOPHER CONRADY, a University of Oklahoma MD/PhD student conducting research in Dr. Daniel Carr’s laboratory at the Dean McGee Eye Institute, won the *Provost’s Award for Outstanding Research* during the University of Oklahoma Health Sciences Center’s (OUHSC’s) Graduate Research Education and Technology (GREAT) Symposium. He will receive a travel award for his research and presentation entitled “A Novel, Protective Toll-like Receptor-independent Innate Immune Response to HSV-1 in the Cornea.” This is the first time that a student who conducts his or her research in the Department of Ophthalmology has received this prestigious award. ■

Dean McGee Eye Institute Research Director honored for life's work

ROBERT ANDERSON A LEADER IN THE FIELD OF VISION RESEARCH



Admiring the Foundation Fighting Blindness Llura Liggett Gund Award, presented to Robert E. "Gene" Anderson, MD, PhD, (center) in June, 2011, are (left) Joe Hollyfield, PhD, Cole Eye Institute, Cleveland Clinic, and (right) Dean Bok, PhD, Jules Stein Eye Institute, University of California–Los Angeles.

ROBERT E. "GENE" ANDERSON, MD, PHD,

Director of Research at the Dean McGee Eye Institute, Professor of Ophthalmology and Cell Biology, the Dean A. McGee Professor of Ophthalmology, and the George Lynn Cross Research Professor at the University of Oklahoma Health Sciences Center (OUHSC), has been awarded the Columbia, Maryland-based Foundation Fighting Blindness' (FFB) pinnacle award for a lifetime of excellence in research.

Its highest honor, the *Llura Liggett Gund Award*, was presented to Dr. Anderson this summer and

is only the sixth time in FFB's 40-year history that this prestigious award has been granted. An international leader in retinal degenerative disease at OUHSC, Dr. Anderson discovered the essential, protective role of omega-3 fatty acids in retinal health and function and contributed greatly to understanding how light, at more moderate levels, can release proteins that actually protect the retina. He also has made many contributions as a member of the Foundation's Scientific Advisory Board since 1985 and as co-director of the Foundation's Southwest Regional Research Center for the Study of Retinal Degenerative Diseases.

To underscore this award's importance, an anonymous donor commissioned Steuben Glass to create a unique work of art that embodies its essence. The sculpture captures elements of the eye and the retina, with a thick curved bottom suggesting that darkness is falling away, returning light and vision. Permanent display of this beautiful glass artwork is planned in the new Inasmuch Foundation Atrium of the Dean McGee Eye Institute.

Dr. Anderson was honored with the 2011 Proctor Medal from the Association for Research in Vision and Ophthalmology in recognition of his outstanding scientific achievements. He also was identified by enGrant.com as the top researcher on the OUHSC campus with regard to cumulative research funding over the past several years. Of additional note, Dr. Anderson

is among the top scientists in Departments of Ophthalmology in the United States in funding from the National Institutes of Health—second in the nation in 2009 and third in 2010 and 2011. ■



Llura Liggett Gund Award - The beautiful Steuben Glass sculpture, which captures elements of the eye and the retina, will be on future permanent display in the new Inasmuch Foundation Atrium of the Dean McGee Eye Institute.

DMEI RESEARCHER RECEIVES NATIONAL GRANT TO FIGHT STARGARDT DISEASE

DR. MARTIN-PAUL AGBAGA has been awarded a \$40,000 grant by the Knights Templar Eye Foundation, Inc. for his research on a blinding disease called juvenile autosomal dominant Stargardt macular dystrophy. This is an inherited blinding disease that can be catastrophic, causing early childhood blindness in the first two decades of life with no existing treatment options. Dr. Agbaga is a Postdoctoral Fellow in the OU Department of Ophthalmology at the Dean McGee Eye Institute.

“Dr. Agbaga’s research into a specific and devastating disorder affecting the eyes of children is already showing promise. This funding will help us catapult our efforts to find



Presenting a check to Martin-Paul Agbaga, PhD (left) is Right Eminent Grand Commander Richard C. Dunaway (center) and Sir Knight Jim Rossi, Chairman, Knights Templar Eye Foundation (right).

a treatment for the disease to the next level,” said Dr. Gregory Skuta, Edward L. Gaylord Professor and Chair of the OU Department of Ophthalmology and President and CEO of the Dean McGee Eye Institute. “Our research scientists combat blindness on every level - from the gene to the cell to the clinic - with a caliber of excellence that keeps the Institute among the top in the nation in attracting grant dollars to fight vision-threatening disease and injury.” ■

DEAN MCGEE EYE INSTITUTE PARTICIPATES IN **NIH CLINICAL TRIAL** for Treating Age-Related Macular Degeneration



Reagan H. Bradford, Jr., MD

A STUDY INVOLVING UNIVERSITY OF OKLAHOMA CLINICAL RESEARCHERS

and patients at the Dean McGee Eye Institute (DMEI) points to a more cost-effective treatment for age-related macular degeneration (AMD), a leading cause of vision loss in people over the age of 60.

The Dean McGee Eye Institute is one of 44 sites in the United States enrolled in the National Institutes of Health (NIH) study called the Comparison of AMD Treatments Trials (CATT). Launched in 2008 to compare ranibizumab (Lucentis) and bevacizumab (Avastin) for treatment of active “wet” AMD, 1208 patients were enrolled and randomly assigned and treated with one of four regimens for one year. They received Lucentis monthly or as needed or Avastin monthly or as needed. The study is being led at the Dean McGee Eye Institute by Reagan H. Bradford, Jr., MD. Other DMEI investigators include Ronald M. Kingsley, MD, and Stephen R. Fransen, MD.

Age-related macular degeneration destroys the sharp, central vision that is needed to see objects clearly and for common daily tasks

like reading or driving, said Dr. Bradford, an ophthalmologist specializing in retinal disease at the Dean McGee Eye Institute. He is a Clinical Professor of Ophthalmology in the University of Oklahoma College of Medicine.

Researchers are reporting results from the first year of a two-year clinical trial that Avastin, a drug approved to treat some cancers and commonly used off-label to treat AMD, is as effective as the Food and Drug Administration (FDA)–approved drug Lucentis for the treatment of AMD. The report from CATT was published in the *New England Journal of Medicine* in May, 2011.

“The clinical trial showed that the drugs worked equally well in maintaining vision,” said Dr. Bradford. It is welcome news for patients like Harvey Jenkins, 90, of Oklahoma City. He is one of more than 250,000 patients treated for neovascular AMD (the “wet” form of the disease) each year in the United States. Jenkins opted to enroll in the study at DMEI after watching both a brother and a nephew lose their vision to AMD.

“It scared me a little when I knew what they went through,” he said, adding that the study gave him hope that he might avoid the same vision loss they experienced.

Jenkins does not know which drug he received as a trial participant, but he said that he experienced an improvement in the vision of his left eye after four injections. “It was just real simple,” said the Oklahoma City man. “They numbed my eye, and I could hardly feel it,” Jenkins said. “I’m so glad I did this. It’s made a world of difference in my life.”

Jenkins can now read again and drive his car. He has even taken up painting.

The economic impact of the findings is significant. Although Medicare covers both drugs, the cost for Avastin is much lower at about \$59 per injection, compared to Lucentis at \$2,028. Although Dr. Bradford said that the study shows that the less expensive drug is as effective as the more expensive one, more long-term research is needed.

“We are still determining whether the two drugs remain equal over time,” he explained.

“Over 250,000 patients are treated each year for AMD, and a substantial number of them receive Avastin. Given the lack of efficacy data regarding Avastin for AMD treatment, the National Eye Institute (NEI) had an obligation to patients and clinicians to conduct this study,” said Paul A. Sieving, M.D., Ph.D., Director of the NEI.

In 2005, two Genentech-sponsored clinical trials established Lucentis as highly effective for the treatment of “wet” AMD. During the year between the announcement of the trial results and the release of Lucentis, ophthalmologists began injecting AMD patients with low doses of Avastin due to its similarity to Lucentis and its availability. The FDA has not licensed Avastin for the treatment of AMD.

Numerous physicians noted a beneficial treatment effect, and Avastin’s use grew rapidly despite the lack of data on safety, efficacy and dosing from randomized clinical trials. Ophthalmologists used Avastin primarily as needed when there was evidence of active

...continued on next page...

...continued from previous page...

disease. The FDA approved Lucentis in 2006. However, most clinicians adopted as needed dosing for Lucentis, which was a departure from FDA-approved labeling and the monthly dosing schedule evaluated in the Genentech-sponsored clinical trials. It was not known if as needed dosing would produce the same long-term vision benefits that were achieved with monthly administration.

Change in visual acuity served as the primary outcome measure for CATT. Thus far, visual acuity improvement was virtually identical (within one letter difference on an eye chart) for either drug when given monthly. In addition, no difference was found in the percentage of patients who had an important gain or loss in visual function. Also, when each drug was given on an as needed schedule, there also was no difference (within one letter) between drugs. As needed dosing required four to five fewer injections per year than monthly treatment. Visual gains were about two letters less with as needed than with monthly treatment, but overall visual results were still excellent.

“In addition to the primary finding of equivalence between Lucentis and Avastin for visual acuity, CATT also demonstrates that as needed dosing is a viable treatment option for either of these drugs,” said Daniel F. Martin M.D., study chair for CATT and chairman of

the Cole Eye Institute at the Cleveland Clinic.

“Substantial visual acuity gains may be accomplished with a lower treatment burden.”


“Substantial visual acuity gains may be accomplished with a lower treatment burden.”

Patients in the CATT study will continue to be followed through a second year of treatment. These additional data will provide information on longer-term effects of the drugs on vision and safety.

Investigators at the Dean McGee Eye Institute will remain active participants in the study with the hope of helping other patients like Harvey Jenkins.

Find more information about this clinical trial (NCT00593450) at www.clinicaltrials.gov ■

Age-related macular degeneration (AMD) is the leading cause of vision loss and blindness in older Americans. In its advanced stages, the “wet” form of AMD spurs the growth of abnormal blood vessels, which leak fluid and blood into the macula and obscure vision. The macula is the central portion of the retina that allows us to see straight ahead and to perceive fine visual detail. Accumulation of fluid and blood damages the macula, causing loss of central vision. AMD can severely impede mobility and independence. Many patients with AMD are unable to drive, read, recognize faces or perform tasks that require hand-eye coordination.



Lana G. Ivy
Vice President of Development

PHILANTHROPY UPDATE

CHOCTAW NATION TRIBAL COUNCIL MEMBERS AND OFFICIALS VISIT DMEI TO CELEBRATE \$1 MILLION GIFT



DECEMBER 20, 2011, WAS ANOTHER DAY of celebration for the Dean McGee Eye Institute as Choctaw Nation Tribal Council members and

officials of the Choctaw Nation gathered to formally share their \$1 million gift to the capital campaign. Assistant Chief of the Choctaw Nation Mr. Gary Batton, Choctaw Tribal Council Speaker Mr. Delton Cox, DMEI President and CEO Gregory L. Skuta, MD, and DMEI Board of Trustees Chairman Mr. James R. Tolbert III all spoke at the event.

“We are extremely grateful to the Choctaw Nation for this very generous gift. Our ophthalmologists, led by Dr. Stephen Fransen, have enjoyed a long and meaningful relationship with Choctaw leaders since 2001 in working together to preserve vision for the Choctaw people through the Diabetic Retinopathy Outreach Program clinic in Talihina,” said Dr. Skuta, who is also the Edward L. Gaylord Professor and Chair of the OU College of Medicine’s Department of Ophthalmology. “This gift helps to expand our clinical and research capabilities in treating and preventing vision loss from diabetes and other disorders in the hundreds of tribal members who visit our doctors both in Oklahoma City and in Talihina.”




Gregory L. Skuta, M.D., President and CEO of DMEI, greets Choctaw Nation Assistant Chief Gary Batton at the podium.



Pictured in the Choctaw Nation Center for Comprehensive Eye Care are Front row: Tribal Council Speaker Delton Cox, Councilman Perry Thompson, Assistant Chief Gary Batton, Councilman James Frazier, Councilman Ron Perry; back row, Health Services Executive Director Mickey Percy and Councilmen Tony Messenger, Joe Coley, Bob Pate, Ted Dosh, Kenny Bryant, Thomas Williston and Anthony Dillard.

In a released statement to the press, Chief Gregory Pyle of the Choctaw Nation stated, “Encouraging American Indians to seek vision care is a major health goal of the Choctaw Nation, especially considering the high risk of diabetic retinopathy in this population. The Dean McGee Eye Institute has proactively dedicated itself to working with us to help diagnose and treat retinal problems earlier in the disease process and thereby achieve better outcomes.” ■

Devon Energy Corporation GIFT OF \$2 MILLION CAPS BUILDING EXPANSION CAMPAIGN



ON JANUARY 13, 2012, GOVERNOR MARY FALLIN joined Devon Energy Corporation Executive Chairman Larry Nichols, representatives of the Dean McGee Eye Institute, donors, friends, and media in a ceremony in the new Inasmuch Foundation Atrium of the Institute to celebrate Devon Energy's \$2 million gift and mark the completion of the capital campaign.

"We are delighted to contribute to the completion of this major building project," said Devon Executive Chairman Larry Nichols. "The Institute's commitment to advancing eye care in Oklahoma is remarkable, and this facility will allow for continuous improvement in patient

care, teaching and research. We are honored to help bring the Institute's vision to fruition."

In her remarks, Governor Fallin stated "We are so proud of the Dean McGee Eye Institute for finishing this large capital campaign

and for the closing amount given by Larry Nichols and Devon. This facility has always had a wonderful reputation of high-class research and certainly great eye care. It is a great tool for the state of Oklahoma."

The Devon Energy Corporation gift completes the \$46 million capital campaign to fund the Institute's new world-class research and clinical facility that was dedicated last fall. The expanded facility has allowed the Institute to bring all of its clinics, procedural rooms, laboratories and administrative functions under one roof, doubling the research space and increasing clinical capacity by 40%. The third floor of the new building has been named the *Devon Energy Corporation Center for Faculty, Development, and Administrative Services*. ■



Grateful patient Maisy Root and DMEI Ophthalmic Plastic and Reconstructive Surgeon, P. Lloyd Hildebrand, M.D., speak of her procedure and success at the event.



Gregory L. Skuta, M.D., (left) President and CEO of the Dean McGee Eye Institute, Larry Nichols, (center) Executive Chairman, Devon Energy Corporation, and James R. Tolbert III, (right) Chair, DMEI Board of Trustees, pose on the third floor now named the Devon Energy Corporation Center for Faculty, Development, and Administrative Services.



Larry Nichols, Executive Chairman, Devon Energy Corporation, making remarks at the event celebrating the Devon Energy gift and closure of the capital campaign.



Governor Fallin (left) greets DMEI Board of Trustees members Mike Samis (center) and David Rainbolt (right) upon her arrival at the event.



Pictured left to right: Gregory L. Skuta, M.D., Edward L. Gaylord Professor and Chair, Department of Ophthalmology, University of Oklahoma, and President and CEO of the Dean McGee Eye Institute, the Honorable Mary Fallin, Governor, State of Oklahoma, Larry Nichols, Executive Chairman, Devon Energy Corporation, and James R. Tolbert III, Chair, DMEI Board of Trustees.

Vision research, patient care and education are top priorities for the Dean McGee Eye Institute. To contribute, complete the enclosed envelope and return to the Eye Institute or contact Lana Ivy, Vice President of Development, 405-271-7803. All gifts are welcomed.

thank you



The Dean McGee Eye Institute is grateful to the many generous donors who brought this project to completion. "We all know Oklahoma is a generous state, and when people, especially patients, give to something they believe in, the results are amazing. We will all benefit from this generosity," says Lana Ivy, DMEI Vice President of Development.

The new Donor Wall is located in the Inasmuch Foundation Atrium along with a history of the Eye Institute.

OLD T O N E



Dean A. McGee Eye Institute in 1975



Dean McGee Eye Institute in 2005

INASMUCH FOUNDATION AND SAMUEL ROBERTS NOBLE FOUNDATION MAKE ADDITIONAL GIFTS TO CAPITAL CAMPAIGN


THE INASMUCH FOUNDATION made an additional commitment of \$500,000 to the Dean McGee Eye Institute's capital campaign in May 2011 to bring its total gift to \$3 million and help complete funding for the Institute's \$46 million construction and renovation project.

"We are extremely grateful for the Inasmuch Foundation's strong history of DMEI support and appreciate this additional gift to our capital campaign. The Inasmuch Foundation's remarkable generosity provided momentum to this effort at a critical juncture," said Dr. Gregory Skuta, President and CEO of the Dean McGee Eye Institute and Edward L. Gaylord Professor and Chair of the OU College of Medicine's Department of Ophthalmology.

In October 2011, The Samuel Roberts Noble Foundation donated another \$250,000, making its total gift \$1.25 million for the expanded five-story, 78,000-square-foot research and clinical facility.

Michael A. Cawley, President and CEO of the Ardmore-based Noble Foundation, said that the Institute was an ideal recipient due its high-quality research programs but also because of its excellent stewardship of funds. "That the expansion of this world-class facility will double research space and increase clinical capacity to better care for Oklahomans with such conditions as macular degeneration, diabetic retinopathy, and glaucoma was a key factor in our decision," Cawley added.

Dr. Skuta further noted, "This gift will directly impact vision research and clinical care in Oklahoma and the region and will also support the Institute's reputation as one of the nation's top centers for ophthalmic education." ■



Mary Kate Wilson of The Samuel Roberts Noble Foundation poses by the named conference room on the fourth floor.



DMEI Board of Trustee member, David Rainbolt, Kim Rainbolt, and Gene Rainbolt stand in front of the sign for the "Rainbolt Family Center for Pediatric Ophthalmology and Strabismus."



Dean McGee Eye Institute 2011

35th Annual RESIDENT AND ALUMNI MEETING



32nd Annual Tullios O. Coston
Lecturer Roger F. Steinert, MD

THE DEPARTMENT OF OPHTHALMOLOGY

AND the Dean McGee Eye Institute welcomed Dr. Roger F. Steinert as the 32nd Tullios O. Coston Lecturer at the 35th Annual Dean McGee Eye Institute Ophthalmology Symposium/Resident and Alumni Meeting held on June 11, 2011 in Oklahoma City.

His lecture was entitled “Premium

Cataract Surgery and Implants—Where Are We Going?”

A native of Massachusetts, Dr. Steinert earned his medical degree from Harvard Medical School (Alpha Omega Alpha Honor Medical Society), having graduated summa cum laude and Phi Beta Kappa from Harvard College. He completed his residency at Harvard Medical School’s Massachusetts Eye

and Ear Infirmary and rose through the ranks of the Harvard faculty until being recruited to University of California-Irvine in 2004.

Dr. Steinert is one of American ophthalmology’s most distinguished leaders and is currently Chair of the Department of Ophthalmology and Director of the Gavin Herbert Eye Institute at the University of California - Irvine, where he holds joint appointments as the Irving H. Leopold Professor of Ophthalmology and Professor of Biomedical Engineering. ■

ve surgery)
nt history/
d secondary

iation needed for



Dr. Steinert speaking at the podium.



Acers Society Reception, June, 2011.



Steven R. Sarkisian, Jr., MD, (left) Roger F. Steinert, MD, (center) the 2011 Tullos O. Coston Lecturer, and Gregory L. Skuta, MD, (right) at the 35th Annual DMEI Ophthalmology Symposium/Resident and Alumni Meeting.



Paul S. Tluczek, MD, (center) receives his residency certificate at the 35th Annual Resident and Alumni Meeting from Gregory L. Skuta, MD, (left) and R. Michael Siatkowski, MD (right).

DEPARTMENT OF OPHTHALMOLOGY UNIVERSITY OF OKLAHOMA 2011–2012 **RESIDENTS & FELLOWS**

Current Residents and Fellows

Evan J. Allan, M.D.
First-year Resident

Yasser M. Elshatory, M.D., Ph.D.
First-year Resident

Blake A. Isernhagen, M.D.
First-year Resident

Tyler K. Sorensen, M.D.
First-year Resident

Eldad Adler, M.D.
Second-year Resident

Andrew K. Bailey, M.D.
Second-year Resident

Jacquelyn A. Jetton, M.D.
Second-year Resident

Seal Paul, M.D.
Second-year Resident

Ore-Ofe O. Adesina, M.D.
Third-year Resident

Adam A. Carver, M.D.
Third-year Resident

Annie Y. Chan, M.D.
Third-year Resident

Ronald P. Hobbs, M.D.
Third-year Resident

Michele M. Riggins, M.D.
Neuro-Ophthalmology Fellow

Joseph Ryan Turner, M.D.
Cornea Fellow

Matthew S. Johnson, M.D.
Glaucoma Fellow

Incoming Residents in 2012

Derek P. Bitner, M.D.
Medical School: Baylor College of Medicine, Houston, TX
Internship: Baylor College of Medicine, Houston, TX

Esther Y. Lee, M.D.
Medical School: Jefferson Medical College, Philadelphia, PA
Internship: Hahnemann University Hospital, Philadelphia, PA

Jared R. Jackson, M.D.
Medical School: University of Iowa College of Medicine, Iowa City, IA
Internship: Indiana University, Indianapolis, IN

Jonathan P. Walgama, M.D.
Medical School: Texas A&M Health Science Center, Temple, TX
Internship: Scott & White/Texas A&M, Temple, TX

MARK YOUR CALENDAR

36th Annual DMEI Ophthalmology Symposium/
OU Resident and Alumni Meeting

June 9, 2012

Dr. Stephen C. Pflugfelder - Tullos O. Coston Lecture
Skirvin Hilton Hotel • Oklahoma City

20TH ANNUAL

Walter J. Stark Memorial Lectureship



Susan H. Day, MD

ON OCTOBER 10, 2011, the Dean McGee Eye Institute hosted Dr. Susan Day, a prominent national leader in ophthalmology and medical education, as the 20th Annual Walter J. Stark Memorial Lecturer. Dr. Day is Chair and Residency Program Director of the Department

of Ophthalmology at California Pacific Medical Center in San Francisco. Truly a leader among leaders, Dr. Day has served as president of the American Academy of Ophthalmology, the American Association for Pediatric Ophthalmology and Strabismus, the American Ophthalmological Society, and the Association of University Professors of Ophthalmology. She also has served as a Director of the American Board of Ophthalmology, on the Board of Directors of Women in Ophthalmology and of the Ophthalmic Mutual Insurance Company, and on the Editorial Board of *Ophthalmology*. Her research and clinical interests include visual development and amblyopia.

“We were honored that Dr. Day joined the list of distinguished ophthalmology leaders who have delivered the Walter J. Stark Memorial Lecture,” noted Dr. Gregory Skuta, President and Chief Executive Officer of the Dean McGee Eye Institute and Edward L. Gaylord Professor and Chair of the University of Oklahoma College of Medicine’s Department of Ophthalmology. “Dr. Day’s presentation on the ‘Stark Realities of

Educating Tomorrow’s Physicians’ reflects her passion for and broad experience as a leader in the field of medical education.”

The Walter J. Stark Memorial Lectureship has drawn respected authorities in ophthalmology to Oklahoma City from around the country. Mr. Stark served as administrator of the Dean McGee Eye Institute from 1978 until 1991. Under his leadership, the Institute experienced a notable period of expansion and growth. Colleagues, friends, and family generously created the Walter J. Stark Memorial Lectureship in tribute to his contributions to the field of ophthalmology and to the community. ■



Dr. Susan H. Day (center) poses with Dr. Walter J. Stark, Jr. (left) and Dr. Gregory L. Skuta (right) at the 20th Annual Walter J. Stark Memorial Lectureship.



Dr. Gregory L. Skuta presents a gift to Dr. Susan H. Day in appreciation of her Walter J. Stark Memorial Lecture.

eradicating eye disease IN CHINA'S SICHUAN PROVINCE

FOR THE PAST DECADE, THROUGH THE ONGOING SUPPORT of the Dean McGee Eye Institute (DMEI), Dr. Bradley Farris and a team of ophthalmologists including faculty and senior ophthalmology residents from DMEI have traveled to West China to foster academic exchange with ophthalmology training programs there. Following a devastating earthquake in 2008, an additional effort in blindness prevention was added to the existing programs. A major expansion of the China exchange program was created to develop a sustainable model to eliminate the backlog of one million patients suffering from cataract-related blindness in China's Sichuan Province by 2020.

The challenge was presented to the University of Oklahoma (OU) Center for Creation of Economic Wealth (CCEW) as its first social entrepreneurship project in 2010. CCEW features a mentor-in-residence program and an internship program in which CCEW participants engage in entrepreneurial outreach activities and the development of actual start-up companies. Under the mentorship of P. Lloyd Hildebrand, M.D., Professor of Ophthalmology at the OU

Health Sciences Center and DMEI, five CCEW interns formed Team EYEChina and joined the effort: Barry Conrad, Jay Kumar, Patrick Luong, Lucas Rice and Samantha Toth. As daunting as the goal is, CCEW's Team EYEChina is on track to accomplish it. "When we talk about China, most people think of east China – Beijing, Shanghai, Hong Kong," explains Dr. Hildebrand. "West China is still much less developed and health care is largely underdeveloped. Sichuan Province alone has 90 million people. Cataracts cause about 50% of all blindness in China. With proper facilities, equipment and training, cataracts can be operated on fairly simply with excellent outcomes and predictable results."



Bradley K. Farris, MD

Dr. Hildebrand has been working on the endeavor for five years and brought it to CCEW as its social entrepreneurship pilot project in fall 2010. By spring 2011, the team had taken its work as far as it could, short of actually going to China. Along the way, EYEChina won the prestigious Wake Forest University School of Business Elevator Competition against such powerhouses as the University of Pennsylvania Wharton School of Business and Johns Hopkins University as well as other institutions from around the world. In May, 2011, the EYEChina team traveled to Sichuan Province as part of the annual DMEI trip to coordinate the first stages of the implementation of the model with ophthalmology training programs at West

China Hospital and Sichuan People's Provincial Hospital in Chengdu. "We talked to people who will be involved to see what works and what doesn't. They had a lot of suggestions, and we

have a lot of work to do to reshape the plans for the highest chance for success," says Toth, who handled marketing for Team EYEChina and has returned to CCEW as a Fellow.

Dr. Farris is excited about the potential for the Dean McGee Eye Institute to become an internationally recognized training center

for ophthalmologists who have a passion to make a difference not only in Oklahoma, but in medically underdeveloped countries as well. He states, "Young, bright physicians from around the country are beginning to recognize that the Dean McGee Eye Institute is THE place to train for both domestic and international excellence in ophthalmology." ■

“**Cataracts cause about 50% of all blindness in China.**”



P. Lloyd Hildebrand, MD

grand dedication & celebration mark
HISTORIC MOMENT



the evening

ON THE EVENING OF SEPTEMBER 29, 2011, donors gathered in the Inasmuch Foundation Atrium for a reception, tours, and dinner in the new \$46 million, five-story, 78,000 square-foot, world-class research and clinical facility. The evening was highlighted by notable history and facts shared by Gregory

L. Skuta, MD, Edward L. Gaylord Professor and Chair, Department of Ophthalmology, University of Oklahoma College of Medicine, and President and CEO of the Dean McGee Eye Institute; David W. Parke II, MD, current Executive Vice President and CEO of the American Academy of Ophthalmology and the



former President and CEO of the Dean McGee Eye Institute; and Paul A. Sieving, MD, PhD, Director of the National Eye Institute, National Institutes of Health.

A tribute was made to the early visionaries of the Eye Institute. These included Richard

A. Clay, MD, founder of the Oklahoma Eye Foundation in 1965; Dean A. McGee, President of the Kerr-McGee Corporation, for his effort, leadership and personal generosity that provided the catalyst for the creation the Eye Institute that bears his name; and Thomas E. Acers, MD, the first full-time Chair of the

...continued on next page...



Left to right: Ann Acers Warn, MD, Gregory L. Skuta, MD, Mrs. Jackie Acers, Mrs. Anne Skuta, Rhea Siatkowski, MD, and R. Michael Siatkowski, MD.



Left to right: Mrs. Becky Andrews, M. Dewayne Andrews, MD, Senior Vice President and Provost of the OU Health Sciences Center and Executive Dean of the OU College of Medicine, David W. Parke II, MD, Executive Vice President and CEO of the American Academy of Ophthalmology, and Julie T. Parke, MD.

...continued from previous page...

University of Oklahoma Department of Ophthalmology in 1972. Under Dr. Acers' leadership, the current site of the Dean McGee Eye Institute was chosen, and construction of the original building began. Dr. Acers was succeeded by Dr. Parke in 1992. As a result of Dr. Parke's leadership, the Institute, building on its history of clinical and educational excellence, established one of the nation's premier vision research programs and embarked on a major construction and renovation project to double the size of its facilities.

Board members and donors were recognized for their dedication and support and for bringing the facility to completion. The evening concluded with each donor receiving a special thank you gift.

...continued on next page...



Exterior and interior views of the Inasmuch Foundation Atrium.

INASMUCH
FOUNDATION
ATRIUM





Cutting the red ribbon during the dedication ceremonies.

the dedication

FRIDAY, SEPTEMBER 30, ACCENTED BY Oklahoma sunshine and perfect temperatures, was marked by guests arriving from various parts of the state and nation to participate in the dedication and celebration of the new building and the outdoor art sculpture, *New Horizons*.

At 2:00 p.m., moderator Dr. Gregory L. Skuta and speakers Dr. Paul A. Sieving, Dr. David W. Parke II, Dr. M. Dewayne Andrews, Senior Vice President and Provost of the University of Oklahoma (OU) Health Sciences Center and Executive Dean

of the OU College of Medicine, the Honorable James Lankford, Congressman from Oklahoma's Fifth Congressional District, and James R.



David W. Parke II, MD, Gregory L. Skuta, MD, and James R. Tolbert III

Tolbert III, Chair of the DMEI Board of Trustees, addressed a packed audience in the Inasmuch Foundation Atrium and on the cross bridges of



Paul A. Sieving, MD, PhD, Director of the National Eye Institute with the National Institutes of Health, described the Dean McGee Eye Institute as a "national treasure."



The Honorable James Lankford, Congressman from Oklahoma's Fifth Congressional District, addresses a packed audience in the Inasmuch Foundation Atrium.

the new building. As emphasized by a number of the speakers, including Congressman Lankford and Dr. Parke (Chief Executive Officer of the American Academy of Ophthalmology), it is ultimately the people who fill a building such as this who make the difference in advancing patient care, educational programs, and discoveries in vision research. Tours and refreshments were offered following the ceremony and before the 4:30 p.m. public art dedication. A video of the Dedication Ceremony can be found online at: <http://www.uhatok.com/news/media-briefings/305-dean-mcgee-dedication>.

...continued on next page...

staff celebrations



As part of the festivities leading up to the building dedication, DMEI employees celebrated with a Family Fun Night and special guest, "Rumble" (NBA Thunder mascot). Pictured with Rumble is DMEI employee Renate Carson.



Rumble enjoying his evening with DMEI family members.

the public art

MARK DZIEWULSKI, AN ARCHITECT AND artist with offices based in San Francisco, along with Shan-Shan Sheng, an internationally recognized artist also based in San Francisco, designed the abstract art sculpture named *New Horizons*. Michael E. Joseph, Chair of the Oklahoma Health Center Foundation's Art Project Selection Committee and DMEI Board of Trustees member, shared with the audience that Dzewulski and Sheng were chosen from among more than 50 artists. He continued that the artists utilized 47 panels of specially fabricated colored glass with a unique optical design, combining innovation and elegance and enhancing the environment for healing, health, wellness, and hope.

Mark Dzewulski explained the design as an abstract representation of vision. It is based on a stylized form used to represent the human eye, which was found in Mesopotamian art, was later refined in Egyptian hieroglyphs and engravings, and is still used today. The design uses the basis of vision—light and its refraction into the color spectrum. It also uses color and natural light as a metaphor connecting nature and artifice. The colored glass reflects and transmits light, casting fragments of colored patterns around it and reflecting sunlight sparkles. The design was inspired by the mission of the Institute and reflects the spirit of its programs.

As Mr. Joseph so eloquently concluded, “*New Horizons* dynamically and inspirationally portrays the message of hope. We are pleased today to present and dedicate this beautiful work of art to the Dean McGee Eye Institute and the Oklahoma City community.” ■



Mr. Michael E. Joseph, Chair of the Oklahoma Health Center Foundation's Art Project Selection Committee, and DMEI Board of Trustee member, speaks to the crowd about the international art competition to commission a work of art for the new Dean McGee Eye Institute facility.





“A dream is
the bearer of a
new possibility,
the enlarged
horizon, the
great hope.”

—Howard Thurman



Oklahoma Sunset Photo Courtesy of Mike Klemme Photography



608 Stanton L. Young Blvd.
Oklahoma City, OK 73104

Change service requested.

Please notify us at (405) 271-7801 if you wish to be removed from our mailing list.

NON-PROFIT ORG.
U.S. POSTAGE
PAID
OKLA. CITY, OK
PERMIT NO. 853

• DMEI • invision

inside this issue:

7 New Doctors Join DMEI p.6

Dr. Anderson Honored for Life's Work p.12

Devon Energy Corporation Gives \$2 Million p.18

Grand Dedication of New Building p.28

www.dmei.org