

focus on patient care:

Neuro-Ophthalmologists Treat Patients with Unique Needs



• DMEI • •
inVision

A PUBLICATION OF THE DEAN MCGEE EYE INSTITUTE

patient care
education
vision research
leadership
service

DMEI clinical directory

*DMEI Ophthalmologist Performing Cataract Surgery in Adults

** DMEI Ophthalmologist Performing Cataract Surgery in Children

Oklahoma Health Center

DMEI Acers and Parke Pavilions ■ 608 Stanton L. Young Blvd. ■ Oklahoma City, OK 73104

Comprehensive Ophthalmology/ Cataract Surgery/Premium Cataract Surgery

(405) 271-1090 ■ (800) 787-9012

John M. Bell, MD*
Cynthia A. Bradford, MD*
Brian K. Firestone, MD*
Layne E. Goetzinger, MD*
David W. Jackson, MD*
Deana S. Watts, MD

Contact Lenses

(405) 271-6084 ■ (800) 787-9012

Jamie N. Rodriguez, OD
Contact Lens Specialist

Cornea and External Disease/Corneal Cross-Linking

(405) 271-1095 ■ (800) 787-9017

Alexander Davis, MD, PhD*
Garett S. Frank, MD*
Rhea L. Siatkowski, MD*

Glaucoma

(405) 271-1093 ■ (800) 787-9015

Andrew K. Bailey, MD*
Mahmoud A. Khaimi, MD*
Steven R. Sarkisian Jr., MD*
Gregory L. Skuta, MD

LASIK and Refractive Surgery

(405) 271-2500 ■ (877) 406-4193

Alexander Davis, MD, PhD*
Garett S. Frank, MD*
David W. Jackson, MD*
(580) 250-5855
Jean R. Hausheer, MD, FACS*

LipiFlow® Dry Eye Treatment

(405) 271-1090

Jamie N. Rodriguez, OD

Low Vision Rehabilitation

(405) 271-1793 ■ (800) 787-9012

Rebecca K. Morgan, MD

Neuro-Ophthalmology

(405) 271-1091 ■ (800) 787-9013

Bradley K. Farris, MD
Anil D. Patel, MD

(405) 271-1094 ■ (800) 787-9016

R. Michael Siatkowski, MD

Ocular Oncology/Ophthalmic Pathology

(405) 271-1090 ■ (800) 787-9012

Brian K. Firestone, MD*

Ocular Prosthetics

(405) 271-3391 ■ (800) 787-9012

Nancy A. Lambert, BCO

Ophthalmic Plastic & Reconstructive Surgery

(405) 271-1096 ■ (800) 787-9018

Annie Moreau, MD, FACS
Scott C. Sigler, MD

Optical Services

(405) 271-6174 ■ (800) 787-9012

Optometry

(405) 271-1090 ■ (800) 787-9012

Dana M. Garber, OD, FAAO
Brandalyn D. Loyko, OD
Jessica L. Lucas, OD, FAAO
Jamie N. Rodriguez, OD

Pediatric Ophthalmology/Strabismus

(405) 271-1094 ■ (800) 787-9016

Janine E. Collinge, MD**
Maria E. Lim, MD**
R. Michael Siatkowski, MD
Tammy L. Yanovitch, MD, MHSc

Raindrop® Near Vision Inlay

(405) 271-2500

David W. Jackson, MD*

Retina/Vitreous

(405) 271-1092 ■ (800) 787-9014

Reagan H. Bradford Jr., MD
Stephen R. Franssen, MD
Ronald M. Kingsley, MD
Vinay A. Shah, MD

Stephenson Refractive Surgery/Laser Center

(405) 271-2500 ■ (877) 406-4193

Trauma/Emergency

(405) 271-6060 ■ (800) 787-9012

Uveitis

(405) 271-1090 ■ (800) 787-9012

Sam S. Dahr, MD
Alexander Davis, MD, PhD*

McGee Eye Surgery Center (MESc)

Harold Hamm Diabetes Center ■ 1000 N. Lincoln Blvd., Suite 150 ■ Oklahoma City, OK 73104

(405) 271-3363 ■ Medical Director: Robert J. Christensen, MD

Dean McGee Eye Institute Satellite Locations

EDMOND

1005 Medical Park Blvd., 73013

(405) 271-0913

Comprehensive Ophthalmology/Cataract and Ophthalmic Surgery

John M. Bell, MD*

Comprehensive Ophthalmology/ Neuro-Ophthalmology

Anil D. Patel, MD

Glaucoma/Comprehensive Ophthalmology/ Ophthalmic Surgery

Andrew K. Bailey, MD*

Optometry

Angela M. Plant, OD, FAAO

Pediatric Ophthalmology and Strabismus

Maria E. Lim, MD**

Optical Services

(405) 271-0909

NORTHWEST OKC

3500 N.W. 56th, #101, 73112

(405) 271-9500

Comprehensive Ophthalmology/ Cataract and Ophthalmic Surgery/ Premium Cataract Surgery

Ralph B. Hester III, MD*

Optometry

Tasha J. Schellenberg, OD

Optical Services

(405) 271-9506

LAWTON

3201 W. Gore Blvd., #200, 73505

(580) 250-5855

Comprehensive Ophthalmology/ Cataract and Ophthalmic Surgery/ Premium Cataract Surgery

Jean R. Hausheer, MD, FACS*
Ann A. Warn, MD, MBA*

Retina/Vitreous

Vinay A. Shah, MD

Optical Services

(580) 585-5425

Dean McGee Eye Institute

Home to the Department
of Ophthalmology of the
University of Oklahoma
College of Medicine

DMEI President and Chief Executive Officer
Edward L. Gaylord Professor and Chair
Regents' Professor
Department of Ophthalmology
University of Oklahoma
Gregory L. Skuta, MD

*DMEI Executive Vice President
and Chief Operating Officer*
Administrator, Department of Ophthalmology
Garyl G. Geist, MAcc

*DMEI Vice President of Finance
and Chief Financial Officer*
Kimberly A. Howard

DMEI Executive Director of Development
Jim Durbin

Editor
Gregory L. Skuta, MD

Co-Editor
Nicole M. Glenn

Contributors
Jim Durbin
Melody A. Marcum, MHR
April Wilkerson

Feature Writer
April Wilkerson

Design and Layout
Christi Cooper, Funnel Design Group

DMEI *InVision* is published twice yearly by the
Dean McGee Eye Institute.

For more information about this publication or to
be placed on the mailing list, please contact:
Development Office
Dean McGee Eye Institute
608 Stanton L. Young Blvd., Suite 346
Oklahoma City, OK 73104
(405) 271-1611

DMEI *InVision* is online at:
dmei.org/publications

The Dean McGee Eye Institute is dedicated
to serving all Oklahomans and the global
community through excellence and leadership in
patient care, education, and vision research.



©2018 Dean McGee Eye Institute

• DMEI • inVision

WINTER 2018

IN THIS ISSUE

invisions

2 president's view

4 news

- Legislative Visits
- OAO Distinguished Service Award
- Dr. Farris and Governor Anoatubby Receive Global Awards
- Civil Aerospace Medical Institute Visit
- Oklahoma Gazette's Forty Under 40
- DMEI Ranked Among Nation's Top Ophthalmology Programs
- Dr. Cynthia Bradford Honors Ophthalmologists at AAO2017
- DMEI Alumnus Becomes AAO Trustee-at-Large in 2018

13 faculty & staff

- Employee Appreciation Week
- Dr. Firestone Receives Major Honor for Teaching
- Dr. Khaimi Announced as *The Journal Record's* 2017 Innovator of the Year
- Dr. Warn Elected New Director of American Board of Ophthalmology
- DMEI Optometrists Help Provide Primary Eye Care Services
- Treating Pediatric Cataracts
- Faculty & Staff Awards and Activities
- Grateful Patient Donates Paintings to DMEI

donors

25 philanthropy update

- Couple from Perkins, OK Leaves Lasting Legacy at DMEI
- Delta Gamma and DMEI
- DMEI Partners with ASCRS Foundation to Provide Cataract Surgery to Low-Income Patients
- Are You A Centenarian?
- Your Will is Unique to You
- Young Patient Receives Prosthetic Eye
- Expanding to Meet the Needs of Our Patients
- Donors Help Support the Institute's Academic Mission

invisions

35 research

- Dr. Agbaga Presentation
- Dr. Karamichos Delivers Raniyah Ramadan Distinguished Lecture
- Current Study Section Participants
- Congressional Briefing on Keratoconus Research
- Award from OU Growth Fund
- Save the Date: 12th Annual OU Vision Workshop/3rd Annual Robert Anderson Lecture
- Mind Meld Event at DMEI

41 education

- DMEI Distinguished Visiting Lecturers
- Helen Howell Honored by OUHSC
- Save the Date: 27th Annual Walter J. Stark Lectureship
- The 26th Annual Walter J. Stark Lectureship
- DMEI Alumnus Successful Educator & Leader in Kansas City
- Two DMEI Residents Elected to Alpha Omega Alpha Honor Medical Society
- Save the Date: 2018 DMEI Ophthalmology Symposium and OU Resident/Alumni Meeting

feature focus

46 DMEI Services in Neuro-Ophthalmology Serve the Unique Needs of Patients

last look

52 last look

Special Neuro-Ophthalmology Services and National Recognition

HIGHLIGHT THIS EDITION OF DMEI INVISION

IN FULFILLING OUR MISSION OF SERVING OUR FELLOW OKLAHOMANS,

it is vital that clinical and surgical services not readily available elsewhere be offered by the Dean McGee Eye Institute (DMEI). In this edition of DMEI *InVision*, we share the importance of the presence of world-class neuro-ophthalmologists on our faculty and the unique clinical and surgical contributions that they make on a daily basis.

For more than 30 years, Dr. Bradley K. Farris has served the citizens of Oklahoma (and the world) with compassionate, personalized, and patient-centered care. For his clinical, academic, and humanitarian efforts, he has been named a Presbyterian Health Foundation Presidential Professor, is a recipient of the prestigious University of Oklahoma (OU) Regents' Award for Superior Teaching, and recently was awarded the 2017 Global Citizen Award in Health Care from the World Experiences Foundation (see page 5).

Dr. R. Michael Siatkowski joined the DMEI faculty in 1999 and has risen to become one of the nation's foremost educators. He too is a past recipient of the OU Regents' Award for Superior Teaching. Trained in both neuro-ophthalmology and pediatric ophthalmology at the esteemed Bascom Palmer Eye Institute in



Gregory L. Skuta, MD

Miami, Florida (where Dr. Farris also completed his fellowship), Dr. Siatkowski sees patients of all ages but focuses on younger neuro-ophthalmology patients. He was the inaugural recipient of the David W. Parke II, MD Endowed Chair in Ophthalmology and, in 2017, became the first ophthalmologist to be named a David Ross Boyd Professor. In 2018, he will become president of the American Association for Pediatric Ophthalmology and Strabismus.

Before becoming a member of the DMEI faculty in 2004, Dr. Anil D. Patel served

as a Department Head at the University of Saskatchewan in Canada, where he had previously earned his undergraduate and medical degrees and was an ophthalmology resident. He completed his neuro-ophthalmology fellowship at another outstanding institution for ophthalmology training, the University of Iowa. Dr. Patel also serves as DMEI's Medical Director of Clinical Operations.

This diverse mix of background and training experiences provides unique depth and breadth to DMEI's care of patients with neuro-ophthalmologic challenges. Drs. Farris, Siatkowski, and Patel's different perspectives also create exceptional training opportunities for our residents and fellows, including Dr. James C. O'Brien, a former DMEI chief resident and our current neuro-ophthalmology fellow. A gifted clinician and surgeon in his own right, Dr. O'Brien will be joining our faculty in the summer of 2018 and will add further strength to an already impressive line-up of neuro-ophthalmologists. We look forward to his official arrival!

Because we have assembled skilled faculty members of the caliber of Drs. Farris, Siatkowski, Patel, and O'Brien in multiple practice emphasis areas with an organizational commitment to leadership and service (see pages 5, 7, 10-12, 14-16, 35-38, and 44), recognition of the Dean McGee Eye Institute among the nation's leading academic programs continues. We have shared in recent editions

of DMEI *InVision* the Eye Institute's strong showing in surveys conducted by *U.S. News & World Report* and *Doximity*. On pages 8-9, we invite you to learn more about the Dean

McGee Eye Institute's recent recognition in *Ophthalmology Times* as one of the top academic eye centers in the nation. Whatever "the number," it is very gratifying to be recognized by and among our peer institutions in this way, knowing that it ultimately honors our deep devotion to excellence in patient care, education, and vision research as well as leadership and service at multiple levels.

“This diverse mix of background and training experiences provides unique depth and breadth to DMEI's care of patients with neuro-ophthalmologic challenges.”

We recognize that our greatest impact has been and will continue to be on the preservation and restoration of vision for the people of the great state of Oklahoma. In keeping with our mission statement and tagline (*Vision...for Life.*), we consider it an extraordinary privilege to make this our highest priority.



Gregory L. Skuta, MD
President and Chief Executive Officer
Dean McGee Eye Institute
Edward L. Gaylord Professor and Chair
Regents' Professor
Department of Ophthalmology
University of Oklahoma College of Medicine

Legislative Visits



ON AUGUST 3, CONGRESSMAN STEVE RUSSELL'S Legislative Assistant, Alaura Ervin, toured the Dean McGee Eye Institute. Visits with state and national legislators and their staff are coordinated to assist in learning about the mission of the Eye Institute and its vital services to their constituents and all Oklahomans.

Pictured (left to right): Garyl Geist – DMEI Executive Vice President and Chief Operating Officer, Alaura Ervin – Legislative Assistant to Congressman Steve Russell, and Dr. Gregory Skuta – DMEI President and Chief Executive Officer.

Oklahoma Academy of Ophthalmology 2017 Distinguished Service Award **AMALIA M. MIRANDA, MD**

To learn more about Dr. Miranda and her exceptional record of leadership and service, please see pages 10 and 11.



Bradley K. Farris, MD and Governor Bill Anoatubby Receive Major Global Awards

EACH YEAR, THE WORLD EXPERIENCES FOUNDATION'S (WEF'S) GLOBAL CITIZEN AWARDS GALA recognizes individuals, businesses, and organizations that have made significant impact on global citizenship in the United States and abroad.

On September 9, Dr. Bradley K. Farris, the Presbyterian Health Foundation Presidential Professor of Ophthalmology at the Dean McGee Eye Institute (DMEI), was honored with the 2017 Global Citizen Award in Health Care during the gala. In the presence of some 350 global citizens, he and 10 other outstanding global leaders and organizations were inducted into WEF's 2017 Class of Global Citizens for their extraordinary contributions. Other honorees included Governor Bill Anoatubby, who received the Lifetime Achievement Award in Global Citizenship. Governor Anoatubby leads the Chickasaw Nation and serves on DMEI's Board of Trustees.

Former Oklahoma Governor Brad Henry, United States Ambassador (ret.) Edwin Corr, and University of Oklahoma Dean Suzette Grillot



Governor Bill Anoatubby (left), Chickasaw Nation, was honored with a Lifetime Achievement Award in Global Citizenship, and Dr. Bradley Farris (right) was honored with a Global Citizen Award in Health Care by the World Experiences Foundation.

chaired the gala. Ramu Damodaran, Chief, United Nations Academic Impact Initiative and Deputy Director for Partnerships and Public Engagement in the Outreach Division of the United Nations Department of Public Information, delivered the keynote address.

The evening's entertainment showcased a variety of special cultural performances from around the world. Guests had the opportunity of participating in a silent auction with all proceeds benefitting WEF's global education programs in Oklahoma and abroad. ■

Civil Aerospace Medical Institute Visit

IN AUGUST, THE FEDERAL AVIATION ADMINISTRATION (FAA) hosted representatives from the Dean McGee Eye Institute (DMEI) and others at its Civil Aerospace Medical Institute (CAMI), which is located in southwest Oklahoma City near Will Rogers World Airport. Directed by Dr. Melchor J. Antuñano, CAMI is the medical certification, research, education, and occupational health wing of the FAA's Office of Aerospace Medicine. The goal of its broad range of activities is to enhance aviation safety.

Several representatives from CAMI visited DMEI in November for a luncheon and tour. Their activities included hands-on experience in the Eye Institute's Sarkeys Foundation Microsurgical Education Center.



Dr. Valerie Lobodiak (foreground), an ophthalmology resident at DMEI, directs Melchor Antuñano, MD, MS (seated) in the use of the EYESI surgical simulator. In the background are Dr. Andrew Melson (left), Chief Resident, and Dr. Charles DeJohn (right), Research Medical Officer at CAMI's Aerospace Medicine Research Division.



Visitors to the FAA's Oklahoma City facility are pictured outside CAMI next to a LearAvia Lear Fan 2100, which is a piece of aviation history. It was one of three airplanes ever produced by Lear Fan Ltd. The development started in 1979, the first flight was in 1981, and the program was cancelled in 1985. The other two airplanes are located at the Frontiers of Flight Museum in Dallas Love Field, Texas, and at the Museum of Flight in Seattle, Washington. The group shown included Garyl Geist and Drs. Michael Siatkowski, Robert Anderson, and Gregory Skuta from DMEI and Dr. Melchor Antuñano (second from left) from the FAA/CAMI.

Oklahoma Gazette's FORTY UNDER 40 CLASS OF 2017

THE FORTY UNDER 40 CLASS OF 2017 AWARDS RECEPTION was held on Tuesday, November 14 at V2 Events on the 50th Floor of Devon Tower. The evening provided guests and honorees an opportunity to meet and learn more about each other while enjoying some of the best views in the state. The *Oklahoma Gazette's* Forty Under 40 program honors 40 exceptional individuals under age 40 who have made significant contributions to shaping the Oklahoma City landscape. Through redefining and improving business practices, advancing education, and raising the bar for civic and artistic endeavors, Forty Under 40 honorees positively impact the greater Oklahoma City area.

Janine E. Collinge, MD was the only physician and Dimitrios Karamichos, PhD the only basic research scientist honored this year by the *Oklahoma Gazette*. Their accomplishments represent a source of great pride for all of us! ■



Janine E. Collinge, MD

Clinical Assistant Professor
Pediatric Ophthalmology and Strabismus

"I live each day with the hope that the relationships I build with families and patients are meaningful beyond measure, and the medical knowledge I foster over my lifetime has the impact of a butterfly effect, living up to the aspirations of a little girl standing in her mother's kitchen."



Dimitrios Karamichos, PhD

Associate Professor, Department of Ophthalmology
Associate Professor, Department of Cell Biology

"My long-term plan is to develop noninvasive treatments for people who lose their vision due to corneal injuries, trauma or dystrophies."

DEAN MCGEE EYE INSTITUTE RANKED AMONG NATION'S TOP OPHTHALMOLOGY PROGRAMS

THE DEAN MCGEE EYE INSTITUTE (DMEI) HAS BEEN RANKED ONE OF THE TOP OVERALL EYE INSTITUTES IN THE NATION by *Ophthalmology Times*' most recent Best Programs Survey. The Oklahoma City-based Institute, which also serves as the University of Oklahoma (OU) Department of Ophthalmology, is listed as the publication's third Best Overall Program behind the Bascom Palmer Eye Institute at the University of Miami and the Wilmer Eye Institute at Johns Hopkins University.

The publication also ranked DMEI second for the quality of its clinical care and residency teaching program and fifth for the caliber of its research program.

"This ranking points to our growing national reputation for exceptional clinical care, outstanding educational opportunities, and leading-edge research. In large measure, this national recognition is a testament to the visionary leaders in the field of ophthalmology at the Dean McGee Eye Institute over the past four-plus decades. Most important, the national ranking speaks to the incredible work of our dedicated faculty, staff, and researchers," said Dr. Gregory Skuta, DMEI's President and Chief Executive

Officer, Edward L. Gaylord Professor and Chair, and Regents' Professor in the OU College of Medicine's Department of Ophthalmology. "Our strategic vision has always been to assemble the finest physicians, create an environment to explore new boundaries of discovery, attract and teach aspiring students, residents, and fellows, and deliver excellent eye care to the people of Oklahoma and beyond."

Ophthalmology Times surveyed chairpersons and residency program directors of ophthalmology programs across the country to determine this year's ranking of top national programs.

In an interview with *Ophthalmology Times*, Dr.

Skuta acknowledged the work of Vice Chair and Residency Program Director R. Michael Siatkowski, MD to enhance the DMEI educational experience and academic productivity as well as develop a microsurgical education center and a robust Visiting Professor Program. As DMEI's Director of Vision Research, Dr. Robert "Gene" Anderson has assembled a team of scientists that has

transformed vision research in the Institute and across the medical campus with far-reaching impact.

“This ranking points to our growing national reputation for exceptional clinical care, outstanding educational opportunities, and leading-edge research.”

Ophthalmology Times' Best Programs Survey Recognizes Dean McGee Eye Institute for Clinical Care, its Residency Teaching Program, and Vision Research

Dr. Skuta also noted that four past or current members of the faculty have served as president of the American Academy of Ophthalmology from 2007 to 2017, including Dr. C.P. “Pat” Wilkinson in 2007, Dr. David W. Parke II in 2008, Dr. Skuta in 2014, and Cynthia A. Bradford, MD in 2017.

“The state of Oklahoma has a superstar in DMEI as underscored by this elite national ranking,” said David Rainbolt, Dean McGee Eye Institute Board of Trustees Chair. “Our physicians and researchers are tackling complex eye diseases while at the same time providing eye care to Oklahomans across the state as well as throughout this region of the country. We congratulate Dr. Skuta and the

excellent faculty, staff, and researchers at DMEI for this national honor in recognition of their tremendous efforts.”

In 2011, the Dean McGee Eye Institute opened an expanded world-class clinical and research center in Oklahoma City. The 148,000-square-foot center unified the clinical specialties and research disciplines in one facility. In recent years, the Institute expanded its international eye care program with a focus on China and Africa. The Institute’s residency and fellowship programs attract top candidates from across the country. The research program is a leader in funding from the National Eye Institute of the National Institutes of Health and from Research to Prevent Blindness. ■

2017 <i>Ophthalmology Times</i> BEST OVERALL PROGRAMS	2017 <i>Ophthalmology Times</i> BEST CLINICAL CARE	2017 <i>Ophthalmology Times</i> BEST RESIDENCY PROGRAM	2017 <i>Ophthalmology Times</i> BEST RESEARCH PROGRAM
1 Bascom Palmer Eye Institute University of Miami	1 Bascom Palmer Eye Institute University of Miami	1 Bascom Palmer Eye Institute University of Miami	1 Wilmer Eye Institute Johns Hopkins University
2 Wilmer Eye Institute Johns Hopkins University	2 Dean McGee Eye Institute University of Oklahoma	2 Dean McGee Eye Institute University of Oklahoma	2 Bascom Palmer Eye Institute University of Miami
3 Dean McGee Eye Institute University of Oklahoma	3 University of Iowa Carver College of Medicine/Department of Ophthalmology and Visual Sciences	3 University of Iowa Carver College of Medicine/Department of Ophthalmology and Visual Sciences	3 Massachusetts Eye & Ear Infirmary Harvard University
4 University of Iowa Carver College of Medicine/Department of Ophthalmology and Visual Sciences	4 Wilmer Eye Institute Johns Hopkins University	4 Wills Eye Hospital Thomas Jefferson University	4 Duke University Eye Center Duke University Hospital
5 Duke University Eye Center Duke University Hospital	5 Wills Eye Hospital Thomas Jefferson University	5 Wilmer Eye Institute Johns Hopkins University	5 Dean McGee Eye Institute University of Oklahoma
6 Wills Eye Hospital Thomas Jefferson University	6 Duke University Eye Center Duke University Hospital	6 Moran Eye Center University of Utah	6 W.K. Kellogg Eye Center University of Michigan
7 Massachusetts Eye & Ear Infirmary Harvard University	7 W.K. Kellogg Eye Center University of Michigan	7 W.K. Kellogg Eye Center University of Michigan	7 University of Iowa Carver College of Medicine/Department of Ophthalmology and Visual Sciences
8 W.K. Kellogg Eye Center University of Michigan	8 Massachusetts Eye & Ear Infirmary Harvard University	8 Duke University Eye Center Duke University Hospital	8 Stein & Doheny Eye Institutes University of California, Los Angeles
9 Moran Eye Center University of Utah	9 Casey Eye Institute Oregon Health and Science University	9 Massachusetts Eye & Ear Infirmary Harvard University	9 Wills Eye Hospital Thomas Jefferson University
10 Stein & Doheny Eye Institutes University of California, Los Angeles	10 Moran Eye Center University of Utah	10 Casey Eye Institute Oregon Health and Science University	10 Cole Eye Institute Cleveland Clinic
11 Casey Eye Institute Oregon Health and Science University	11 Stein & Doheny Eye Institutes University of California, Los Angeles	11 Stein & Doheny Eye Institutes University of California, Los Angeles	11 Casey Eye Institute Oregon Health and Science University
12 Cole Eye Institute Cleveland Clinic	12 Cole Eye Institute Cleveland Clinic	12 Emory Eye Center Emory University	12 Moran Eye Center University of Utah

Cynthia A. Bradford, MD Honors Ophthalmologists at AAO2017

THE AMERICAN ACADEMY OF OPHTHALMOLOGY (AAO) RECENTLY HONORED OPHTHALMOLOGISTS

who have improved eye care for millions worldwide through their commitment to their patients and their profession. The honorees were recognized during AAO2017, the 121st Annual Meeting of the Academy, in New Orleans, Louisiana.

Among those recognized were Guests of Honor chosen by the President of the Academy for their contributions to the field of ophthalmology. This year, President Cynthia A. Bradford, MD, who has served on the faculty at the Dean McGee Eye Institute (DMEI) and University of Oklahoma (OU) for 30 years, honored: Michael W. Brennan, MD, Reagan H. Bradford Jr., MD, and Amalia M. Miranda, MD. The latter two are from Oklahoma City. "This year's award winners' dedication and innovative work in the field of medicine has been essential to driving ophthalmology forward," Dr. Bradford said. "Their exceptional achievements in service and education have advanced our ability to solve challenging problems, all while ensuring that patients receive the effective care they need."

After completing his undergraduate and medical studies at OU, Dr. Reagan Bradford served as an



Pictured (left to right): Cynthia A. Bradford, MD, 2017 AAO President and Professor of Ophthalmology at DMEI/OU; Reagan H. Bradford Jr., 2017 AAO Guest of Honor and Clinical Professor at DMEI/OU; and David W. Parke II, MD, Chief Executive Officer (CEO) of the AAO and former DMEI President and CEO (1992-2009).

ophthalmology resident at DMEI and as a fellow in vitreoretinal surgery at the Bascom Palmer Eye Institute. He joined the DMEI faculty in 1985 and is currently a Clinical Professor. He also serves as Ophthalmology Service Chief at OU Medical Center and on the DMEI Board of Trustees.

A native of Seville, Spain, Dr. Miranda completed her undergraduate and medical degrees and her ophthalmology residency at the University of Seville. Currently in solo private practice in Oklahoma City, Dr. Miranda was on the medical staff at DMEI from 1983 to 1993.

Dr. Miranda is a Past President of the Oklahoma Academy of Ophthalmology (OAO) and received the OAO's Distinguished Service Award in 2017. She is currently the Oklahoma Councilor to the AAO, is active in numerous civic organizations, and has been appointed by the King of Spain to serve as Honorary Consul General of Spain to the State of Oklahoma. ■



Dr. Cynthia A. Bradford addresses the Opening Session of the AAO Annual Meeting on November 12 as President of the 32,000-member organization. AAO2017 was held in New Orleans, Louisiana.

Pictured (left to right): Cynthia A. Bradford, MD; Amalia M. Miranda, MD, 2017 AAO Guest of Honor and Acers Society Life Member; and David W. Parke II, MD.




At the President's Reception on November 10, Dr. David W. Parke II presents Dr. Cynthia A. Bradford with a special plaque commemorating her year as AAO President.

Members of the Bradford family join Drs. Cynthia and Reagan Bradford Jr. after the Opening Session of AAO2017 in New Orleans.

DMEI ALUMNUS BECOMES AAO TRUSTEE-AT-LARGE IN 2018

WILLIAM S. CLIFFORD, MD WAS RECENTLY ELECTED TO THE POSITION OF TRUSTEE-AT-LARGE on the Board of Trustees of the American Academy of Ophthalmology (AAO). Currently in private practice in Garden City, Kansas, Dr. Clifford completed his residency and fellowship at the Dean McGee Eye Institute (DMEI) in the early 1990s. He is chair of the Acers Society at DMEI and a commissioner for Finney County in southwestern Kansas. He also has served as president of the Kansas Society of Eye Physicians and Surgeons. Dr. Clifford was the featured DMEI alumnus in the Winter 2017 issue of DMEI *InVision* (pages 46-49).

Gregory L. Skuta, MD, DMEI's President and CEO, stated, "As an alumnus devoted to this program, patients, and the profession of ophthalmology, Bill Clifford has exerted tremendous impact in numerous arenas and has played a major role in the success of the Eye Institute. His influence will be further multiplied in this new Academy leadership role and again exemplifies his deep commitment to leadership and service." ■



William S. Clifford, MD, MBA

This is the highest honor of my professional career. The Academy is critical to the advancement of our profession and the well-being of our patients. I will represent all members of the Academy with integrity and passion."

Employee Appreciation Week in October

THE DEAN MCGEE EYE INSTITUTE (DMEI)

concluded Employee Appreciation Week on October 6 with an outdoor barbeque lunch and carnival games and activities. Special thanks go to DMEI barbeque master, Mark Wyckoff, who is also the Institute's Chief Information Officer. DMEI's Human Resources group (Paige Kuester, Katie Chambers, and April Coker) coordinated the week's activities. Others playing a key role in the success of the week's events included Patrick Bishop, Sandra Cooper, Ashley Ellis, Amy Ford, Charlie Harrington, and Kim Howard. Howard is Vice President of Finance and Chief Financial Officer for DMEI. Employee Appreciation Week provided a special opportunity to celebrate the work and mutual achievements that motivate all of us and to recognize the Institute's 42 years of service to patients and the fulfillment of its multiple missions. Together we are making a difference! ■



Pictured (left to right): Garyl Geist, Patrick Bishop, and Kim Howard (behind pie pan).



Pictured (left to right): Garyl Geist – Executive Vice President, Kathy Mills – Clinical Services Director, Debbie Fitzsimmons – Physician Support Manager, Danette Mondalek – Executive Director, Revenue Cycle and Business Office, and Kim Howard – Vice President of Finance, all of whom participated in the Manager Pie-in-the-Face Contest.



A submerged Dr. R. Michael Siatkowski participating in Dunk-a-Doc. Other participants included Drs. Garrett Frank, Andrew Hack, Joshua Hendrix, David Jackson, Ronald Kingsley, Christina Lippe, Anil Patel, Jamie Rodriguez, Vinay Shah, Gregory Skuta, and Justin Spaulding.

BRIAN K. FIRESTONE, MD RECEIVES MAJOR HONOR FOR TEACHING



Pictured (left to right): Elisa A. Crouse, MD - Associate Professor and Associate Dean for Graduate Medical Education, Brian K. Firestone, MD, and John P. Zubialde, MD - Professor and Senior Associate Dean of the College of Medicine.

AS PART OF THE UNIVERSITY OF OKLAHOMA (OU) COLLEGE OF MEDICINE'S Fourth Annual Academy of Teaching Scholars Education Week, it was announced on September 14 that Brian K. Firestone, MD was the recipient of an M. Dewayne Andrews, MD Excellence in Teaching Award in Graduate Medical Education. Dr. Firestone is a Clinical Assistant Professor in the Department of Ophthalmology at the Dean McGee Eye Institute (DMEI). His clinical focus is on ocular oncology, ophthalmic pathology, and comprehensive ophthalmology. "We are all aware of Dr. Firestone's outstanding skills as a compassionate clinician, skilled surgeon, and inspiring educator and are absolutely delighted that he has been recognized by the College of Medicine in this way," said Gregory L. Skuta, MD, DMEI President and CEO and Edward L. Gaylord Professor and Chair of the OU Department of Ophthalmology.

Dr. Firestone joins DMEI's Dr. Annie Moreau (2014) and Dr. R. Michael Siatkowski (2017) as prior recipients of this prestigious award. ■

Mahmoud A. Khaimi, MD Announced as *The Journal Record's* 2017 Innovator of the Year!

DURING A LUNCHEON CEREMONY on August 17 at the Embassy Suites, the Dean McGee Eye Institute's (DMEI's) Dr. Mahmoud A. Khaimi was named *The Journal Record's* 2017 Innovator of the Year in recognition of his development of the innovative glaucoma surgery, ab-interno canaloplasty (ABiC), at DMEI. Dr. Khaimi was one of 20 finalists for this very high honor. See the Summer 2017 issue of DMEI *InVision* (pages 10-11) for more details. ■



In a very gracious acceptance speech, Dr. Mahmoud Khaimi acknowledged his family (his wife Suzie and three of their five children were present for the award) as well as his DMEI colleagues and staff.



Pictured (left to right): Suzie Khaimi and Dr. Mahmoud Khaimi.



Dr. Mahmoud Khaimi (center) is pictured with his supporting clinical staff (left to right) Janell Powers, Cherie Vinson, Thomas Oates, and Ashley Eberhardt.

ANN ACERS WARN, MD, MBA ELECTED AS New Director of American Board of Ophthalmology

ANN ACERS WARN, MD, MBA HAS BEEN ELECTED to serve as a Director of the American Board of Ophthalmology (ABO) beginning in January 2018. The appointment of Dr. Warn, a longtime ABO Examiner and examination development volunteer, will bring the ABO to 17 Physician Directors and two Public Directors in 2018.

The ABO oversees the board certification and maintenance of certification processes for the profession of ophthalmology. Her election as an ABO Director is a reflection of Dr. Warn's extraordinary contributions to the profession and of the esteem with which she is held.

"Dr. Warn is an accomplished physician and respected leader in the community of ophthalmology," said ABO Chief Executive Officer George B. Bartley, MD. "With her proven leadership experience, clinical expertise, and business acumen, she will be a tremendous asset to the American Board of Ophthalmology as we continue to modernize our programs and improve the way ophthalmologists pursue board certification."

Dr. Warn's four-year term began in January and is renewable for an additional four years.



Ann Acers Warn, MD, MBA

As a Director of the ABO, she will contribute to the development of certification standards and assessments for new and practicing ophthalmologists, participate in organizational governance, and monitor operational performance.

Other past and current DMEI faculty members who have served as ABO Directors include Drs. C.P. "Pat" Wilkinson, Gregory L. Skuta, David W. Parke II, and R. Michael Siatkowski. ■

DMEI OPTOMETRISTS HELP PROVIDE PRIMARY EYE CARE SERVICES

THE DEAN MCGEE EYE INSTITUTE

(DMEI) IS COMMITTED TO YOU and your overall eye health. An important part of maintaining good eye health is to receive regular checkups from your primary care eye doctor. Based on the outcome of screening exams at schools or by family physicians and pediatricians, children also may require eye exams to detect any possible vision issues that may interfere with their learning. Occasionally, learning difficulties and struggling in school can be traced to simple vision problems that can be easily corrected with proper diagnosis and treatment, such as corrective lenses.

A regular checkup from your primary care eye doctor allows your doctor to spot any vision problems as they occur and to treat them. Many recommend that you have a comprehensive eye exam every one to two years. Depending on your age, other risk factors, and whether or not you currently wear corrective lenses, you may need to make more regular visits to your eye doctor.

Our team of DMEI optometrists provides eye exams, corrective lenses, ongoing care and followup, and dry eye treatment to thousands of patients every year. They see patients at our Oklahoma Health Center location and also at two of our satellite locations, Edmond and Northwest Oklahoma City. ■



Dana M. Garber, OD, FAAO
Oklahoma Health Center



Brandalyn D. Loyko, OD
Oklahoma Health Center




Jessica L. Lucas, OD, FAAO
Oklahoma Health Center



Angela M. Plant, OD, FAAO
Edmond



Jamie N. Rodriguez, OD
Oklahoma Health Center



Tasha J. Schellenberg, OD
Northwest Oklahoma City

FROM A GRATEFUL PATIENT...

I just wanted to thank Dr. Garber for making my first experience having to get glasses an awesome one. I am really happy that I chose to come see you guys because she was amazing. Thank you Dr. Garber soooooo much!!!!



Dr. Janine Collinge (left) operating at the McGee Eye Surgery Center.

Treating Pediatric Cataracts

BY APRIL WILKERSON

WHEN PARENTS ARE WATCHING OVER THE HEALTH OF THEIR CHILDREN'S EYES, CATARACTS AREN'T THE FIRST POTENTIAL PROBLEM TO COME TO MIND.

But cataracts indeed can occur in the pediatric population, and treating them requires a different approach than treating adults with cataracts. At the Dean McGee Eye Institute (DMEI), Janine E. Collinge, MD, and Maria E. Lim, MD, both Clinical Assistant Professors of Ophthalmology, provide most of the pediatric cataract care. Although cataracts in children are less common than adult cataracts—DMEI surgeons performed about 100 pediatric cataract

surgeries last year versus almost 5000 in adult patients—they come with challenges specific to the patients' young age.

“Cataracts are typically something you associate with aging. It's typical for grandmas and grandpas to need cataract surgery, but when a one-month-old baby needs cataract surgery, that can be really scary for parents,” Dr. Collinge said.

Children can be born with cataracts, or they can develop them as they get older. Some are related to a malformation in the eye or, less commonly, a systemic problem like metabolic issues. Sometimes they develop after a severe injury to the eye.

The important thing is that cataracts are treated quickly. Untreated cataracts can lead to amblyopia, in which the visual pathway never develops properly, or strabismus, a misalignment of the eyes.

“Most of the time, children need to have surgery, sometimes within a couple of weeks,” Dr. Collinge said. “Visual development occurs from birth to ages 7 to 9, and during those years, the brain and the eyes are constantly reinforcing the visual pathway. If we don’t treat the cataract in time, it could cause visual impairment for the rest of their lives. If the cataract is left in the eye for too long, the eye is not being stimulated and is not establishing a strong connection with the brain.”

Surgery to remove cataracts in children is similar to adult cataract surgery in the equipment that is used, but surgery on children can be far more unpredictable, Dr. Collinge said. Children are always placed under general anesthesia, and the procedure takes longer than an adult cataract removal. Physicians prepare for surgery by having a plan for any scenario they might encounter.

“As a child’s eye grows, it changes, so how you make an incision for a two-year-old’s eye is different than how you would make an incision for a 12-year-old,” Dr. Collinge said. “You also have to be prepared for many different things to happen.”

Children who’ve undergone cataract surgery require much more frequent follow-up over a longer period of time, Dr. Lim said. Children need more medication than adults following

surgery, have a higher risk of complications, and face a lifelong risk of glaucoma. Sometimes they need a second surgery. Children also have a much stronger healing response than adults, Dr. Lim said, which can either help or hurt their recovery.

Interacting with parents to prepare them for both the surgery and the rehabilitation takes time, but it is time well spent. Parents are often worried about their child’s future vision, but Drs. Collinge and Lim educate them about their child’s condition and the importance of postoperative care at home.



Maria E. Lim, MD

Interacting with the children themselves also is rewarding, even if they don’t completely understand what is happening. Children have an amazing ability to heal and rebound, Dr. Lim said.

“They’re also more open with their emotions,” Dr. Collinge said. “They may cry and scream, but we also get hugs all the time. They’re so open with their gratitude.” ■

FACULTY & STAFF AWARDS AND ACTIVITIES



MICHELLE C. CALLEGAN, PhD, recently published LaGrow A.L., Coburn P.S., Miller F.C., Land C., Parkunan S.M., Luk B.T., Gao W., Zhang L., Callegan M.C. “A Novel Biomimetic Nanosponge Protects the Retina from the *Enterococcus Faecalis Cytolysin*,” *mSphere*, Oct. 2017




DAN J.J. CARR, PhD, now serves on the advisory board of Rational Vaccines Inc., a company devoted to the production of vaccines against infectious pathogens including herpes simplex virus-type 1 (HSV-1). He also presented a lecture at the Wilmer Eye Institute Symposium on Anterior Eye Research in May 2017 entitled, “The Role of Fibroblast Growth Factor 2 in Corneal Lymphangiogenesis in Response to Acute HSV-1 Infection.” He also recently published papers including: Gurung H.R., Carr M.M., Carr D.J.J. “Corneal Lymphatics Drive the CD8+ T Cell Immune Response to HSV type 1,” *Immunology and Cell Biology*, Jan. 2017; Menendez C.M., Carr D.J.J. “Herpes Simplex Virus-1 Infects the Olfactory Bulb Shortly Following Ocular Infection and Exhibits a Long-Term Inflammatory Profile in the Form of Effector and HSV-1 Specific T cells,” *Journal of Neuroinflammation*, June 2017; Royer D.J., Carr M.M., Gurung H.R., Halford W.P., Carr D.J.J. “The Neonatal Fc Receptor (FcRn) and Complement Fixation Facilitate Prophylactic Vaccine-Mediated Humoral Protection Against Viral Infection in the Ocular Mucosa,” *Journal of Immunology*, Sept. 2017; Chucair-Elliott A.J., Gurung H.R., Carr M.M., Carr D.J.J. “Colony Stimulating Factor-1 Receptor Expressing Cells Infiltrating the Cornea Control Corneal Nerve Degeneration in Response to HSV-1 Infection,” *Investigative Ophthalmology and Visual Science*, Sept. 2017.



JANINE E. COLLINGE, MD, recently presented “Section VII: Jumbalaya – A ‘Mishmash’ of Extreme Benign Disease, Case 3: Just Another Failed Vision Screen” at the American Academy of Ophthalmology (AAO) Annual Meeting for Pediatric Ophthalmology Subspecialty Day. She was selected to join the *Oklahoma Gazette’s* class of 2017 Forty Under 40 (see page 7) and is also a recently selected member of the Oklahoma County Medical Society (OCMS) Leadership Academy class of 2017-2018.



MICHAEL H. ELLIOTT, PhD, has recently been approved by the Association for Research in Vision and Ophthalmology (ARVO) Board of Trustees to receive the honor of Silver Fellow in the ARVO Fellows Class of 2018. The honor will be recognized at the upcoming ARVO 2018 meeting in Honolulu, HI. He recently published papers including: Tarantini S., Valcarcel-Ares M.N., Yabluchanskiy A., Tucsek Z., Hertelendy P., Kiss T., Gautam T., Sonntag W.E., de Cabo R., Farkas E., Elliott M.H., Kinter M.T., Deak F., Ungvari Z., Csiszar A. “Nrf2 Deficiency Exacerbates Obesity-Induced Oxidative Stress, Neurovascular Dysfunction, Blood Brain Barrier Disruption, Neuroinflammation, Amyloidogenic Gene Expression and Cognitive Decline in Mice, Mimicking the Aging Phenotype,” *The Journal of Gerontology, Series A: Biological Sciences and Medical Sciences*, in press; Masser D.R., Otolara L., Clark N.W., Kinter M.T., Elliott M.H., Freeman W.M. “Functional Changes in the Neural Retina Occur in the Absence of Mitochondrial Dysfunction in a Rodent Model of Diabetic Retinopathy,” *Journal of Neurochemistry*, Dec. 2017; Du M., Mangold C.A., Bixler G.V., Brucklacher R.M., Masser D.R., Stout M.B., Elliott M.H., Freeman W.M. “Retinal Gene Expression Responses to Aging are Sexually Divergent,” Resource Article, *Molecular Vision*, eCollection, Oct. 2017; McClellan M.E., Elliott M.H. “Analysis of Fatty Acid and Cholesterol Content from Detergent-Resistant and Detergent-Free Membrane Microdomains,” *Methods in Molecular Biology*, June 2017. Recent presentations include: Elliott M.H., McClellan M.E.,



Freeman W.M., Stamer W.D. “Role of Caveolae as Mechanosensors in Conventional Outflow,” presented at the 16th Annual Trabecular Meshwork Study Club, Nov. 30 – Dec. 2, 2017, Portland, OR; Elliott M.H., McClellan M.E., Freeman W.M., Stamer W.D. “Function of CAV1/Caveolae as Mechanosensors/Mechanoprotectors in the Conventional Outflow Pathway,” presented at International Society for Eye Research (ISER)/BrightFocus 2017 Glaucoma Symposium: Basic Science Catalyzing Treatments for Glaucoma, Oct. 2017, Atlanta, GA. He is currently serving on the ARVO Members-in-Training Committee, for which he is the immediate past chair, and on the Research Grant Review Committee (RGRC) for the American Diabetes Association.



BRADLEY K. FARRIS, MD, recently published Sluch I.M., Elliott M.H., Dvorak J., Ding K., Farris B.K. “Acetazolamide as a New Treatment for Visual Veritgo,” *Neuro-Ophthalmology*, July 2017. He presented “The Neuro-Ophthalmological Changes in Parkinson’s Disease,” Norman Chapter of Parkinson’s Disease Support Group, Sept. 2017.



JEAN R. HAUSHEER, MD, FACS, now serves on the Board of Directors for the Christian Ophthalmology Society.



DIMITRIOS KARAMICHOS, PhD, recently published Rowsey T.G., Karamichos D. “The Role of Lipids in Corneal Diseases and Dystrophies: A Systematic Review,” *Clinical and Translational Medicine*, Dec. 2017 [Epub Aug. 2017]; Nicholas S.E., Rowsey T.G., Priyadarsini S., Mandal N.A., Karamichos D. “Unravelling the Interplay of Sphingolipids and TGF- β Signaling in the Human Corneal Stroma,” *PLoS One*, Aug. 2017; Priyadarsini S., Rowsey T.G., Ma J.X., Karamichos D. “Unravelling the Stromal-Nerve Interactions in the Human Diabetic Cornea,” *Experimental Eye Research*, Nov. 2017 [Epub Aug. 2017]; Sharif R., Hjortdal J., Sejersen H., Frank G., Karamichos D. “Human In Vitro Model Reveals the Effects of Collagen Cross-linking on Keratoconus Pathogenesis,” *Scientific Reports*, Oct. 2017. He was selected as a member of the *Oklahoma Gazette’s* Forty Under 40 class of 2017 (see page 7).



RONALD M. KINGSLEY, MD, recently presented Shukla S.Y., Kingsley R.M., Shah V.A. “Review of Diabetic Macular Edema Treatment Response in the Presence and Absence of Epiretinal Membrane,” Scientific Poster, American Academy of Ophthalmology Annual Meeting, New Orleans, LA, Nov. 2017.



ANNIE MOREAU, MD, FACS, was named Chair of the Medical Student Promotion Committee for the University of Oklahoma College of Medicine. The function of this committee is to evaluate and make recommendations regarding medical student promotion, non-promotion, probation or dismissal for cognitive (scholastic) and/or non-cognitive (non-scholastic) reasons. Her recent lectures include: “Basic Principles of Oculoplastics for Mid-Level Providers,” Physician Associate Program, University of Oklahoma College of Medicine, Nov. 2017; and “Pearls for the Refractionist & Pediatric Eye Care Provider,” American Academy of Optometry, Oklahoma Chapter, Annual Meeting, Aug. 2017.



ANIL D. PATEL, MD, was an invited guest speaker at Queen’s University, Kingston, Ontario, Canada, Oct. 2017.

FACULTY & STAFF AWARDS AND ACTIVITIES



RAJU V.S. RAJALA, PhD, recently published Rajala R.V.S. “Rhodopsin-regulated Grb14 Trafficking to Rod Outer Segments: Functional Role of Grb14 in Photoreceptors,” *Neuronal Metabolism, Protein Trafficking and Disease: Molecular Basis of Neurodegenerative Disorders of the Retina*, August, 2017. His recent presentations include: Rajala R.V.S, Rajala A., Wang Y. “The Role of Pyruvate Kinase M2 in Diabetic Retinopathy,” 14th Annual Harold Hamm Diabetes Center Research Symposium, Oklahoma City, Nov. 2017; and Kooker C., Rajala A., Rajala R.V.S. “FGFR1 Phosphorylates Pyruvate Kinase M2,” OU Vision Workshop, Sept. 2017.



STEVEN R. SARKISIAN JR., MD, recently published Sluch I., Gudgeon B., Dvorak J., Ahluwalia M.A., Ding K., Vold S., Sarkisian S. “Clinical Experience with the M4 Ahmed Glaucoma Drainage Implant,” *Journal of Current Glaucoma Practice*, Sept.-Dec. 2017; Sarkisian S. “Treating Glaucoma: A Supraciliary MIGS Device Lowers IOP in a Procedure Concurrent with Cataract Surgery,” *Ophthalmology Management*, March, 2017; and Sarkisian S. “July Consultation #5,” *Journal of Cataract & Refractive Surgery*, July 2017. He recently taught CME course “Cataract and Refractive 360 – Fundamentals, Techniques, and Technology: Volume 2, Number 2,” *Healio - Ophthalmology Education Lab*, Sept. 2017. His recent oral presentations include: “Keeping It Real: Improving Patient Compliance with Medications” and “Subconjunctival Implants,” American Society of Cataract and Refractive Surgery (ASCRS) Young Eye Surgeons Meeting, New York City, NY, Sept. 2017; “MIGS Case Studies,” Glaucoma Forum 2017, Hyatt Regency, Chicago, IL, Aug. 2017; and “Fighting the Enemy with Smart Weapons—Using MIGS to Hit your Target without Destroying the Village,” “How to Be the Sharpest Instrument of God’s Grace Against Glaucoma, Right Here, Right Now,” and “MIGS-Not Your Father’s Glaucoma Surgery,” MIGS Case Studies, Presenter and Panel Discussion Moderator, 40th Annual Christian Ophthalmology Society Meeting, Lake Junaluska, NC, Aug. 2017. He also presented an oral paper at the European Society of Cataract and Refractive Surgery (ESCRS) Annual Meeting, Lisbon, Portugal, Oct. 2017: “Ocular Hypotensive Medication Use in Patients Undergoing Combined Cataract Surgery and Supraciliary Micro-stent Implantation for Open-Angle Glaucoma in the COMPASS Trial.”




VINAY A. SHAH, MD, recently received an American Academy of Ophthalmology (AAO) Senior Achievement Award for his service to the AAO and the profession. At the 2017 AAO Annual Meeting in New Orleans, he was a course director and instructor at the AAO Skills Transfer Lab: “The iPhone and iPad for Ophthalmologists,” duration 2 hours (Lab 150); invited speaker, Senior Ophthalmology Symposium, “Non Exit Strategies - Keeping Up with the Smartphone in Your Personal and Professional Life;” speaker and moderator, AAO Technology Theater: “Smartphone and Mobile Technology Update,” duration 60 minutes (Tech Pavilion Theater); and presented a poster: Shukla S.Y., Kingsley R.M., Shah V.A. “Review of Diabetic Macular Edema Treatment Response in the Presence and Absence of Epiretinal Membrane.”



R. MICHAEL SIATKOWSKI, MD, became Vice President of American Association for Pediatric Ophthalmology and Strabismus (AAPOS), July 2017. He recently published Bitner D.P., Adesina O.O., Ding K., Farris B.K., Siatkowski R.M. “Comparison of Objective and Subjective Techniques of Strabismus Measurement in Adults with Normal Retinal Correspondence,” *Journal of Pediatric Ophthalmology & Strabismus*, May 2017; Siatkowski R.M. “Diagnostic Dilemmas in Fourth Nerve Palsies,” Invited Commentary, *Journal of Neuro-Ophthalmology*, Dec. 2017; and Melson A., Siatkowski R.M. “What Causes Nystagmus?,” *American Orthoptic Journal*, Jan. 2017. He presented Venincasa V., Bugg V., Dvorak J., Ding K., Bhatti F., Siatkowski R.M. “Temporal Profile of Retinopathy of Prematurity in the Extremely Premature,” poster presentation, and

Yanovitch T.L., Siatkowski R.M., Motley W.W., Robinson M., and DMEI Residents, “Struggling Resident Surgeons: Strategies for Success,” AAO Annual Meeting, New Orleans, LA, Nov. 2017. He was an invited lecturer and delivered the A.E. Finley Lecture, “Potential Pitfalls in Pediatric Neuro-Ophthalmology,” University of North Carolina, Chapel Hill, NC, Nov. 2017. Other invited lectures included: American Orthoptic Council/American Association of Certified Orthoptists Annual Meeting, “When to Image the Pediatric Patient with Nystagmus and Optic Nerve Abnormalities,” New Orleans, LA, Nov. 2017; and Vanderbilt Eye Institute Residents’ Day, Special Guest Speaker, Nashville, TN, June 2017.



GREGORY L. SKUTA, MD, delivered the Irvine Memorial Lecture as part of the Doheny Society of Scholars and Alumni Meeting in Los Angeles on January 6, 2018. In March in New York City, he will receive the President’s Award from the American Glaucoma Society for “significant contributions to the glaucoma community through his scientific achievements, service to the Society, and/or service to the profession as a whole.” Dr. Skuta also has been named a recipient of the Albert Nelson Marquis Lifetime Achievement Award from *Marquis Who’s Who* publications.



ANN A. WARN, MD, MBA, was recently appointed to the Board of Directors for the American Board of Ophthalmology (see page 16). Her first four-year term begins in 2018 with the potential for two terms.



TAMMY L. YANOVITCH, MD, MHSc, recently published Thomson B.R., Souma T., Tompson S.W., Onay T., Kizhatil K., Siggs O.M., Geng L., Wishenhunt K.N., Yanovitch T.L., Kalaydjieva L., Azmanov D.N., Finzi S., Tanna C.E., Hewitt A.W., Mackey D.A., Bradfield Y.S., Souzeau E., Javadiyan S., Wiggs J.L., Pasutto F., Liu X., John S.W., Craig J.E., Jin J., Young T.L., Quaggin S.E. “Angiopoietin-1 is Required for Schlemm’s Canal Development in Mice and Humans,” *Journal of Clinical Investigation*, Nov. 2017. She served on the American Board of Ophthalmology 2017 Exam Development Committee, American Academy of Ophthalmology (AAO) 2017 Subspecialty Day Committee, and AAO 2017 Special Projects Committee. She presented Yanovitch T.L., Robinson M., Siatkowski R.M., Motley G.W. “Struggling Resident Surgeons: Educational Strategies for Success,” AAO Annual Meeting, New Orleans, LA, Nov. 2017.


GRATEFUL PATIENT DONATES DISTINCTIVE PAINTINGS TO DMEI

DR. FLOYD "HANK" GRANT, A RETIRED UNIVERSITY OF OKLAHOMA ENGINEERING PROFESSOR AND PATIENT AT DMEI, had an interesting visual experience during his recent eye surgery by Dr. Mahmoud A. Khaimi. He saw some very colorful patterns during his operation, and when he returned home, made sketches of what he had seen to the best of his recollection. He then created four paintings of the images and donated them to the Eye Institute! We are deeply grateful for Professor Grant's gifts and have proudly displayed them on the second floor of the Thomas E. Acers, MD Pavilion. ■



Pictured (left to right): Dr. Gregory Skuta, Dr. Floyd "Hank" Grant, and Dr. Mahmoud Khaimi.





Jim Durbin
Executive Director of Development

PHILANTHROPY UPDATE

Couple from Perkins, Oklahoma Leaves Lasting Legacy at DMEI

WHEN GALEN HOLSINGER RETURNED FROM SERVICE in World War II to Perkins, Oklahoma, he was offered a job in the Payne County Bank. In 1973, Galen became owner and president of the bank. He led the bank until 1993, when he oversaw the transfer of ownership to the bank's employees and officers to assure that it remained an independent, locally owned community bank. His partner through the years was his wife, Juanita, a beloved school teacher in the small town in north central Oklahoma.

Before the Holsingers passed away, they made provisions in their estate plan to benefit a number of charitable organizations including the Dean McGee Eye Institute (DMEI) Foundation. In October 2017, the DMEI Foundation received \$673,000 from their estate in support of vision research.

"This gift, and others made to various health-related organizations, demonstrate that the Holsingers valued medical research along with other causes close to their hearts such as foster children and their church. Future generations will benefit from the vision research their gift makes possible. We are so grateful they made DMEI part of their estate plan," stated Jim Durbin, Executive Director of Development for DMEI. ■

To learn more about including the DMEI Foundation in your will or trust, visit www.plannedgiving.dmei.org/wills-and-living-trusts or contact Jim Durbin at (405) 271-7803 or via email at jim-durbin@dmei.org.

Delta Gamma and Dean McGee Eye Institute

THE DEAN MCGEE EYE INSTITUTE (DMEI) IS IN THE SECOND YEAR OF ITS partnership with the ladies of Delta Gamma from the University of Oklahoma (OU)-Norman campus. Delta Gamma's mission fosters lifetime enrichment for members and promotes "Service for Sight" through required philanthropy and service hours.

DMEI was the recent recipient of half of the funds raised from Delta Gamma's 2017 fundraising event, called Anchorsplash. A total of \$11,649 was raised for the DMEI Foundation! Anchorsplash is a swimming competition in which sororities, fraternities, service clubs, sports teams, and campus interest groups compete in relays, synchronized swimming, and other swimming events. This is one of the most popular and well-attended student-based events at OU.

On October 12, members of Delta Gamma were on the OU-Norman campus promoting World Sight Day. There are approximately 253 million people worldwide who suffer from low vision or blindness. To combat those staggering numbers, the International Agency for the Prevention of Blindness created World Sight Day, which is an annual awareness event held on the second Thursday of October to help shed light on blindness and vision impairment across the globe.

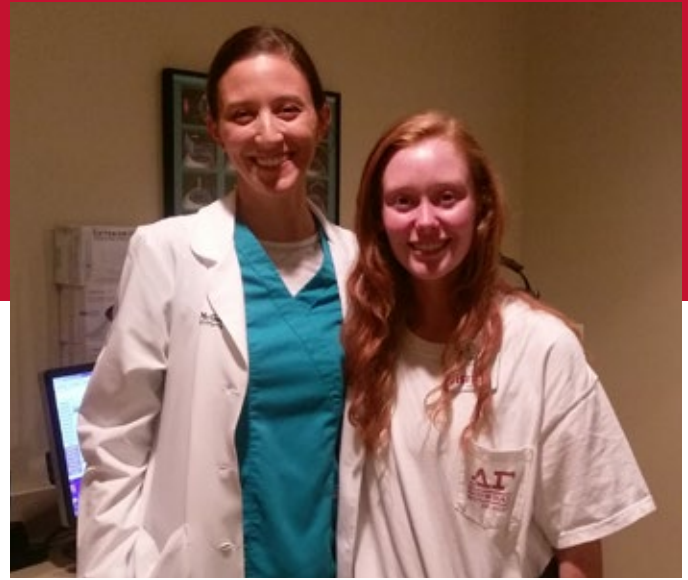
The vision of Delta Gamma (DG) also is to provide life-enriching educational opportunities for its members. The ladies of DG once again committed a portion of their 2017-2018 volunteer hours to shadowing DMEI doctors in clinic and in surgery at the McGee Eye Surgery Center. A total of 23 different shadow sessions were coordinated by our Director of External Relations, Melody Marcum, with doctors at the Oklahoma Health Center location. ■



Delta Gamma member Emily Marcum, Director of Service Hours, Class of 2020.



Brian K. Firestone, MD and Lauren Bell, a sophomore at OU and a member of Delta Gamma.



Jessica L. Lucas, OD and Savanna Erickson, a junior at OU and a member of Delta Gamma.

GRATEFUL DELTA GAMMA...

Shadowing with Dr. John Bell was great because I got to view surgeries that I had never seen before, and also experience a glimpse of what a day in the life of a surgeon is like. Many of the staff were extremely encouraging and interested in my current pursuit of medicine, and Dr. Bell answered any and all questions I had. It really helped me get a realistic view into my future if I were to pick this career path.

—Christa Bellack, Biology Major/
Pre-Medical Student



During rush week, the ladies of Delta Gamma made paper eye occluders for the Dean McGee Eye Institute's pediatric ophthalmology clinic. The eye occluders provide a great take-away toy for our pediatric patients!

DMEI Partners with ASCRS Foundation to Provide Cataract Surgery to Low-Income Patients

THE AMERICAN SOCIETY OF CATARACT AND REFRACTIVE SURGERY (ASCRS)

Foundation has an outreach program known as Operation Sight, which provides funding to help care for those unable to access or afford surgery on their own. Beginning in August 2017, the ASCRS Foundation has partnered with the Dean McGee Eye Institute (DMEI) to help underwrite cataract surgery for DMEI's low-income patients who are qualified through DMEI's own Patient Financial Assistance Program.

"We are excited to add the Dean McGee Eye Institute to our list of partner organizations," states Evelyn Morales, ASCRS Foundation program coordinator. "The Institute's national ranking and outreach to the uninsured make it an ideal partner in Operation Sight. Together we can make progress towards the ASCRS Foundation's goal of ending treatable blindness in the U.S."

Since August, the ASCRS Foundation has provided \$15,000 in support. It is estimated that total annual support will reach \$35,000 to \$40,000.

"This partnership with the ASCRS Foundation is a win for DMEI and our mission to serve all Oklahomans," states Jim Durbin, DMEI's Executive Director of Development. "The financial support from the ASCRS Foundation supplements our existing assistance program for cataract patients and frees up resources to assist more patients with other needs." ■

To support DMEI's Patient Financial Assistance Program and help a patient in need, please send a check in the enclosed reply envelope or donate online at www.dmei.org/donate-now.

ARE YOU A CENTENARIAN?



WE LOVE TO CELEBRATE OUR PATIENTS WHO ARE CENTENARIANS! If you are a Dean McGee Eye Institute patient age 100 or more and would be willing to have your name included in the next edition of DMEI *InVision*, please contact the Development Office at 405.271.7801 or at DMEI-Development@dmei.org. We would love to add your picture too!

Pictured (left to right, front to back): Myrtle Bowers (age 102!), Gregory Skuta, MD, Wayne Bowers (son), and Janice Sims (ophthalmic technician).

YOUR WILL IS UNIQUE TO YOU

YOUR WILL IS ONE OF THE MOST IMPORTANT LEGAL DOCUMENTS YOU'LL EVER

CREATE; it dictates how your assets will be distributed after you're gone. But beyond legalities, a will is a reflection of your life. It reveals who and what mattered most to you—and it's the final gesture by which you'll be remembered.

Create a legacy that reflects you at your best. One that cares for your family, business and even pets in ways that are unique to you—and demonstrates your passion for organizations such as the Dean McGee Eye Institute. With a little planning and expert advice, your will can do these things and more. Here's how to get started:

STEPS TO CREATING YOUR WILL

1. Consider how you want to provide for minor children, other loved ones, your business and/or pets in ways that are meaningful to you and to them.
2. Think about the causes that matter to you, such as the Dean McGee Eye Institute, and how you want to reflect those passions in your will.
3. List all of your major assets.
4. Decide which individuals or organizations you want to receive specific possessions or a share of your assets.
5. Contact an attorney who specializes in estate planning.
6. Determine who will be your executor.
7. Have your attorney draft your will.
8. Sign and date the will before witnesses.
9. Keep your will in a safe place. Make sure others can access it.

A will has extraordinary potential, yet the recent 2016 Natural Marketing Institute (NMI) Healthy Aging Database® Study found that 67 percent of Americans don't have one. Are you one of the 67 percent? If so, don't leave your legacy to chance. Start writing your will today. ■

ARE YOU CONSIDERING A GIFT TO THE DEAN MCGEE EYE INSTITUTE (DMEI) IN YOUR WILL?

Then contact Jim Durbin at 405.271.7803 or jim-durbin@dmei.org today. He would love to talk with you about how your future gift can make a meaningful difference at DMEI.

YOUNG PATIENT RECEIVES PROSTHETIC EYE

BY APRIL WILKERSON

KOURTNEY AND JOHN NORTON HAD ANTICIPATED A NORMAL LIFE FOR THEIR FAMILY. Their toddler, McKinley, was a joy, and their challenges were the ordinary sort—managing their money, keeping their vehicles running.

But one day in October 2016, the Nortons' definition of a challenge changed. That was the day they learned McKinley had retinoblastoma.

“We were going through life encountering what we considered to be the normal things,” Kourtney said. “But then you realize there’s a whole other world of problems when you have a child with cancer.”

Kourtney had been noticing a strange light occasionally in McKinley’s eyes, and she was walking sideways. One day, when McKinley was 18 months old, Kourtney was changing her diaper when the sun shone through the window and onto her baby’s face. In that moment, she could tell something was wrong with her left eye. The couple was initially told it was pink eye, or an infection, or something in her eye. Eventually, they were referred to

the Dean McGee Eye Institute (DMEI) and Brian K. Firestone, MD, whose expertise is in ocular oncology.

Tests confirmed that McKinley had retinoblastoma, and it had spread to her optic nerve, which would require chemotherapy. McKinley was sent across the street to the Jimmy Everest Center for Cancer and Blood Disorders at The Children’s Hospital. In total, she had six rounds of chemotherapy. Her eye also was removed by Dr. Firestone and a prosthetic created by Nancy A. Lambert, BCO, Director, Ocular Prosthetic Service at DMEI. Even though the Nortons were distressed at the effect chemotherapy was having on McKinley, the thought of a prosthetic eye was disturbing as well.

“Her prosthetic looks amazing—no one can tell it’s not her real eye.”

“We didn’t know anything about prosthetic eyes,” Kourtney said. “Somehow I had this idea that she couldn’t wear her prosthetic all the time and that it would be uncomfortable. But



McKinley Norton

it was the best decision. Her prosthetic looks amazing—no one can tell it's not her real eye."

The Nortons live in Perkins, near Stillwater, so driving to Oklahoma City frequently became a burden. They began staying at the OK Kids Korral at the OU Health Sciences Center, where they enjoyed the Christmas decorations they didn't have time to put up at home. During that time, they lost one of their vehicles to an accident that totaled it, and experienced a problem with the other vehicle that was too expensive to fix. Much of the time, they felt like they were barely hanging on.

"I felt like I couldn't even take care of my own child," Kourtney said. "She would be sick and throwing up, and I would wash her and put her



Prosthetic eye

to bed, and then I would just sit there, feeling so tired."

As down as they all felt, however, things eventually began to improve.

McKinley brought smiles to everyone around her with her smile and ability to bounce back from

each round of chemotherapy. Finally, the treatments were complete and the MRI gave the best news: no more cancer. Today, McKinley is energetic and fun-loving.



McKinley receiving chemotherapy.

"She's my superhero," Kourtney said. "She fought through it all and brought joy to others along the way."

McKinley will continue regular checkups to make sure the cancer doesn't return. In the meantime, the Nortons are planning ways to give back to the Dean McGee Eye Institute and to other families who are on the same journey. They are launching a non-profit organization called the North American Retinoblastoma Foundation, with plans to help children and families with eye conditions and cancer.

"The level of care and compassion we received at Dean McGee was amazing," Kourtney said. "I told them one time, 'You can't force your employees to care as much as they do.' We will never forget this experience, but we want to do more than celebrate the completion of it. We want to raise money so we can help others." ■

Expanding to Meet the Needs

DMEI UNDERTAKES ITS MOST SIGNIFICANT RENOVATION

THE NEED FOR OPHTHALMIC SERVICES IN OKLAHOMA CONTINUES TO GROW SUBSTANTIALLY as members of the Baby Boomer generation age into retirement and begin to experience eye diseases associated with aging such as diabetic retinopathy (DR), age-related macular degeneration (AMD), cataracts, and glaucoma. In addition, recent advances in disease management have increased the frequency of return visits for injections and other treatments for patients who once would have had no treatment options available. This is especially true with regard to retina services and the treatment of DR and AMD.

Evidence for this increased need can be found in both the increased number of patient visits at the Dean McGee Eye Institute (DMEI) and our record number of surgical cases in this past fiscal year. Annual total patient visits have increased 27% from 154,307 in FY11 to 195,612 in FY17. The annual number of surgeries performed by DMEI surgeons has increased 26% from 8,544 in FY11 to 10,752 in FY17.

To meet this increased demand, DMEI needs to recruit additional physicians. However, clinic capacity at the University of Oklahoma Health

Sciences Center (OUHSC) location has reached its maximum. There is no longer enough clinic space to house the additional physicians needed. Yet, if DMEI does not add additional ophthalmologists, Oklahomans with eye disease will go untreated or will have treatment dangerously delayed as they wait to see a doctor.

DMEI intends to convert approximately 9,300 square feet of existing space on the third floor of the Thomas E. Acers, MD Pavilion, which currently houses various administrative services, into 20 examination lanes with associated space for diagnostic imaging and other procedures. This will allow us to consolidate our retina service and recruit an additional retina specialist, thus creating a retina center within DMEI. In this center, services for retina patients will be centralized, helping to improve patient flow and convenience and ultimately allowing us to treat more patients suffering from DR, AMD, and other retinal diseases. In addition, centralizing our retina physicians in such a way will open space in our current clinics and allow us to recruit more physicians in other subspecialty areas—uveitis/ocular inflammation, neuro-ophthalmology, and oculoplastic surgery.

of Our Patients

PROJECT SINCE 2011

These additional faculty members will help us meet the increasing demand for ophthalmic services and allow us to continue to meet our mission of caring for all Oklahomans who need us.

The cost to renovate and equip the space is estimated at \$3.1 million. An anonymous donor has agreed to match donations dollar-for-dollar up to \$1 million. To date, DMEI has secured gifts and pledges totaling \$730,000 towards this match from donors

that include the Charles & Peggy Stephenson Family Foundation, Records-Johnston Family Foundation, Presbyterian Health Foundation, David and Kim Rainbolt, Casey and Rainey Williams, Dr. Gregory and Anne Skuta, The Raymond and Bessie Kravis Foundation, Larry and Polly Nichols, the NFG Foundation, Ramiro and Sandra Rangel, Dr. and Mrs. John R. Bozalis, Richard and Gayle Parry, Dr. Helga Fuenfhausen Pizio, and LASSO Corporation. In addition, The J.E. and L.E. Mabee Foundation

“An anonymous donor has agreed to match donations dollar-for-dollar up to \$1 million.”

has issued a challenge grant in the amount of \$500,000 payable upon raising the remaining outstanding balance of \$870,000.

Gifts large and small are needed to help us secure the \$1 million match and to raise the remaining funds for the project. Donations can be made online at www.dmei.org/donate-now by selecting the “3rd Floor Acers Renovation” fund or you can send a check in the enclosed reply envelope and write “Renovation” on the memo line of the check. To make a donation of stock or other assets, please contact Jim Durbin at (405) 271-7803 or jim-durbin@dmei.org.

It is imperative that we have the renovation complete by July 2018 so that we can provide clinic space for the new physicians who will be joining us in the summer of 2018 to serve the growing number of patients who need our care. A gift from you can help make this happen. Please donate today! ■

Donors Help Support the Institute's Academic Mission

EDUCATING THE NEXT GENERATION OF OPHTHALMOLOGISTS IS AN INTEGRAL

part of the Dean McGee Eye Institute's (DMEI's) mission. Our clinical and research faculty take time to instruct fellows, residents, medical students, and graduate students, in addition to undertaking extensive patient care or research obligations. "Participation in teaching and the academic mission is vital to an academic organization like DMEI, and our faculty members are absolutely committed in this regard," notes DMEI President and CEO, Dr. Gregory L. Skuta. "But resources can sometimes limit their ability to participate more fully in academic endeavors."

Recently, however, DMEI has had donors who recognize this need and provide funds to advance our academic mission. Peggy Kates, who heads a local demolition company, is one such donor (and grateful patient). Peggy has a particular passion for ocular oncology and ophthalmic pathology and supports DMEI's efforts in these areas. Dr. Brian K. Firestone, who provides ocular oncology and ophthalmic pathology services, states, "I am grateful that

Peggy Kates supports the efforts at DMEI to train future physicians and raise their awareness about ocular cancer and pathology, which can be applied in their future practices. Her gifts will help save lives and vision."

David Dickinson, PhD, a retired university research professor, and his wife Marsha Dickinson, the director of an Oklahoma community bank, understand the importance of the need for flexible funds to maintain excellence in academic programs and to continue to strengthen DMEI and the University of Oklahoma's leadership in eye care. Through their experiences as patients at DMEI, they have become strong supporters of its academic programs. ■

To join Peggy Kates and the Dickinsons in supporting our Advancement of the Academic Mission Fund, donate online at www.dmei.org/donate-now and select "Advancement of Academic Mission" or send a check in the enclosed reply envelope and write "AAM" on the memo line of the check.

MARTIN-PAUL AGBAGA, PhD presented during the September 19 Neuro Night held at the Fountains at Canterbury senior living center. Neuro Night is a monthly series of informal panel discussions to foster interactions between neuroscientists and the public. The event is organized by the Oklahoma Center for Neuroscience at the OU Health Sciences Center. ■



DR. DIMITRIOS KARAMICHOS DELIVERS RANIYAH RAMADAN DISTINGUISHED LECTURE



THE SIXTH ANNUAL RANIYAH RAMADAN DISTINGUISHED LECTURE was presented in July 2017 by Dimitrios Karamichos, PhD, an Associate Professor in the Departments of Ophthalmology and Cell Biology. The Raniyah Ramadan Distinguished Lecture is an annual lecture initiated in July 2012 and sponsored by the Dr. Raniyah Ramadan Foundation. Raniyah Ramadan, PhD was an Oklahoma Center for Neuroscience graduate student who completed her doctoral degree in 2006. Before her passing, Dr. Ramadan's research focused on the pathology of bacterial endophthalmitis in the Department of Ophthalmology laboratory of Michelle C. Callegan, PhD at the Dean McGee Eye Institute/University of Oklahoma Health Sciences Center. ■

CURRENT STUDY SECTION PARTICIPANTS



Robert E. Anderson, MD, PhD

- BrightFocus Foundation Study Section, Permanent Member since 2007.
- Research to Prevent Blindness, Special Advisor since 2015.
- National Eye Institute (NEI) Center Core Grants (P30) and Pathways to Independence Awards (K99), Ad Hoc Reviewer, NEI SEP ZEY1-(03), March, 2017.



Michelle C. Callegan, PhD

- Anterior Segment Special Emphasis Panel, National Institutes of Health (NIH) Center for Scientific Review, Permanent Member, formerly Diseases and Pathophysiology of the Visual System Study Section, 7/2012-present; serves 2-3 times per year.
- Ocular Injury, Clinical and Rehabilitative Medicine Research, Army Broad Agency Announcement (BAA), Intramural Research-2, Ad Hoc Reviewer, September, 2017.
- 2017 Peer Reviewed Medical Research Program (PRMRP) for the Department of Defense Congressionally Directed Medical Research Programs (CDMRP) – Pre-Antimicrobial Resistance Peer Review Panel, Ad Hoc Reviewer, August, 2017.
- 2017 Department of Defense CDMRP–Vision Research Program, Cell-Based Therapies (VRP-CBT), Ad Hoc Reviewer, January, 2018.



Dan J.J. Carr, PhD

- Neuroscience AREA Grant Review Panel, Ad Hoc Reviewer, SEP ZRG1 MDCN-R (86) A, March, 2017.
- National Institute of Allergy and Infectious Diseases (NIAID) Program Project Review Panel, Ad Hoc Reviewer, ZAG1 ZIJ-U (J1), August, 2017.
- NEI Institutional Training Grant Review Panel, Ad Hoc Reviewer, ZEY1 VSN (03), October, 2017.



Michael H. Elliott, PhD

- Veterans Administration Sensory Systems/Communication Disorders (RRD3) Study Section, Ad Hoc Reviewer, August, 2017.
- American Diabetes Association Research Grant Review Panel, Permanent Member.



Dimitrios Karamichos, PhD

- Fight for Sight UK, United Kingdom, Review Panel, Ad Hoc Reviewer, 2015.
- Peer Reviewed Medical Research Program (PRMRP) for the Department of Defense Congressionally Directed Medical Research Programs (CDMRP) - Clinical and Rehabilitative Medicine Research Peer Review Panel, Ad Hoc Reviewer, 2016.
- PRMRP for the Department of Defense Medical Research and Materiel Command (MRMC) - Clinical and Rehabilitative Medicine Research Study Section, Ad Hoc Reviewer, 2016.
- PRMRP for the Department of Defense CDMRP - Discovery - Diabetes Study Section, Ad Hoc Reviewer, 2016.
- PRMRP for the Department of Defense CDMRP - Pre-application Diabetes Study Section, Ad Hoc Reviewer, 2016 and 2017.
- PRMRP for the Department of Defense CDMRP - Vision Research TT-2 Study Section, Ad Hoc Reviewer, 2016.
- Marsden Fund Study Section, July 2017.
- Biomaterials and Biointerfaces Study Section, NIH Center for Scientific Review, Ad Hoc Reviewer, February 2017.
- Anterior Segment Special Emphasis Panel, NIH Center for Scientific Review, Ad Hoc Reviewer, June 2017 and March 2018.
- U.S. Army Medical Research and Materiel Command (USAMRMC) and the Clinical and Rehabilitative Medicine Research Program (CRM RP), External Reviewer, December 2017.



Darren J. Lee, PhD

- Oklahoma IDeA Network of Biomedical Research Excellence (OK-INBRE) Grant Review Panel, 2015 – present.
- Fight for Sight (FFS) Grant Review Panel, 2016 – present.



Raju V.S. Rajala, PhD

- Biology of the Visual System Study Section, NIH Center for Scientific Review, Ad Hoc Reviewer, October, 2017.
- Biology of the Visual System Study Section, NIH Center for Scientific Review, Permanent Member for the term beginning July, 2017 and ending June, 2021.

RESEARCH FACULTY— DEPARTMENT OF OPHTHALMOLOGY

Robert E. Anderson, MD, PhD
 Martin-Paul Agbaga, PhD
 Richard S. Brush, BS
 Michelle C. Callegan, PhD
 Daniel J.J. Carr, PhD

Phillip S. Coburn, PhD
 Michael H. Elliott, PhD
 Kevin K. Fuller, PhD (June 2018)
 Dimitrios Karamichos, PhD
 Darren J. Lee, PhD

Feng Li, MD, MPH, MS
 Raju V.S. Rajala, PhD
 Lily L. Wong, PhD

CONGRESSIONAL BRIEFING DEDICATED TO KERATOCONUS RESEARCH

ON TUESDAY, NOVEMBER 7, THE ALLIANCE FOR EYE AND VISION RESEARCH'S (AEVR'S) Decade of Vision 2010-2020 Initiative held its first-ever Congressional Briefing dedicated to keratoconus research.

Featured speaker Dimitrios Karamichos, PhD, Associate Professor of Ophthalmology and Cell Biology at the Dean McGee Eye Institute/University of Oklahoma, delivered a lecture entitled *"Spearheading Keratoconus Research: A Quest for Novel Treatments."* Dr. Karamichos discussed the latest research discoveries—many funded by the National Eye Institute (NEI) within the National Institutes of Health (NIH)—that are directed towards the development of novel, non-invasive, and tailor-made treatments, depending on the patient status and keratoconus severity.



Congressman Steve Russell (left) with Dr. Dimitrios Karamichos (right), at the Congressman's Washington, DC office.

Keratoconus is an eye condition in which the normally round, clear, dome-shaped cornea progressively thins, causing a cone-like bulge to develop. This results in blurring and distortion of vision and increased sensitivity to light. The prevalence of keratoconus has traditionally been reported as 1 in 2000 individuals, based on a study performed several decades ago. Subsequent technological advancements have substantially increased the number of individuals diagnosed and treated for keratoconus. In a 2016 study, the incidence was found to be 1 in 375 individuals. Keratoconus is now been reported to affect 1 in 375 to 500 individuals worldwide, including the United States.

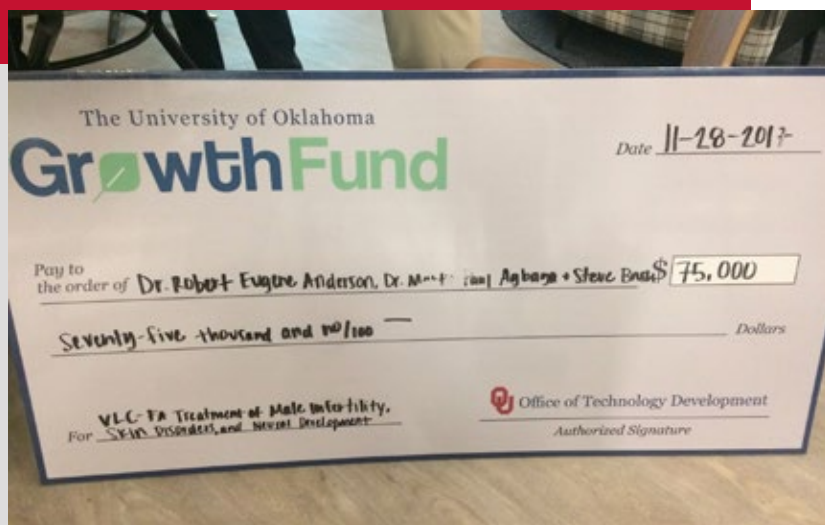


Dimitrios Karamichos, PhD presenting *"Spearheading Keratoconus Research: A Quest for Novel Treatments."*

Dr. Karamichos was joined by Washington, DC-based patient advocate Rachel Dungan, who won the inaugural National Keratoconus Foundation (NKCF) Short Film Festival. NKCF Executive Director Mary Prudden, JD introduced Ms. Dungan and announced other patient advocacy and educational activities around the November 10 National Keratoconus Day. Other organizations sponsoring the briefing included Research to Prevent Blindness (RPB), the Association for Research in Vision and Ophthalmology (ARVO), and the Eye Bank Association of America (EBAA).

During his visit, Dr. Karamichos met with Congressman Steve Russell (5th District of Oklahoma) and his Legislative Assistant, Alaura Ervin (pictured on page 4). Senator James Inhofe's Legislative Assistant, Jennifer Bowman, also met with Dr. Karamichos in a separate meeting. ■

Award from OU Growth Fund



ROBERT E. ANDERSON, MD, PHD, MARTIN-PAUL AGBAGA, PHD, AND STEVE BRUSH received a \$75,000 award from the University of Oklahoma (OU) Growth Fund, a campus-specific fund supporting researchers who show commercial potential for their disclosed innovations. This award was provided to further enable the commercialization of VLC-FA (very long chain fatty acids). Deficiencies in VLC-FA are implicated in diseases and conditions of the skin (dermatitis), brain (seizures), retina (juvenile and age-related macular degeneration), and sperm/testes (male infertility). Dr. Anderson, Dr. Agbaga, and Mr. Brush have been issued a U.S. patent for the biological synthesis of VLC-FA. ■



SAVE THE DATE

3rd Annual Robert E. Anderson, MD, PhD Lecture
October 18, 2018

12th Annual OU Vision Workshop
October 18-19, 2018

Tullos O. Coston, MD Lecture Hall at DMEI (Acers Pavilion, 5th Floor)

Patricia A. D'Amore, PhD, MBA, FARVO

Charles L. Schepens Professor of Ophthalmology, Professor of Pathology,
Harvard Medical School, Boston, Massachusetts

DMEI HOSTS MIND MELD

THE DEAN MCGEE EYE INSTITUTE (DMEI) HOSTED the final Mind Meld networking event for 2017 on Thursday, November 30, in the Inasmuch Foundation Atrium. Organized by the Oklahoma Health Center Foundation, the quarterly events bring researchers and other campus members together to discuss current activities and needs as a means to foster collaboration.

Mind Meld mirrors the creative, optimistic, and successful synergies that the new proposed Innovation District will bring to the area surrounding the Oklahoma Health Center. It offers insight and opportunity to discover connections that can advance the research projects being conducted on the Oklahoma Health Center campus along with related endeavors. ■



Pictured in foreground: Charles Mooney (left), Vice President of Quality Management and New Business Ventures, Oklahoma Blood Institute, networking with Daniel J.J. Carr, PhD (right), Stanton L. Young Professor of Ophthalmology, George Lynn Cross Research Professor, and Professor of Microbiology and Immunology, Dean McGee Eye Institute/University of Oklahoma (DMEI/OU).



Pictured (left to right): Raju V.S. Rajala, PhD, M.G. McCool Professor of Ophthalmology, DMEI/OU; Martin-Paul Agbaga, PhD, Assistant Professor, DMEI/OU; and RNT Professional Services President Teresa Rule, PMP, CISA.



Pictured in foreground: Lily L. Wong, PhD (left), Assistant Professor of Research, DMEI/OU, and Systems Manager, National Eye Institute/DMEI Cellular Imaging Core Facility, networking with Lori Ford (right), Business & Community Development Specialist for Oklahoma's Credit Union.

DMEI Distinguished Visiting Lecturers



James D. "Jamie" Brandt, MD (center), Professor of Ophthalmology and Director of the Glaucoma Service at the University of California - Davis, was DMEI's Distinguished Lecturer on September 11. He presented a Grand Rounds Lecture entitled "Informatics in the Glaucoma Clinic: How EMRs, Big Data, and Expert Systems Will Change How We Practice."

Ronald R. Krueger, MD, MSE (center), Professor and Medical Director of Refractive Surgery at the Cleveland Clinic's Cole Eye Institute, was DMEI's Distinguished Lecturer on October 23. His Grand Rounds Guest Lecture was entitled "Pursuing Excellence in Presbyopia Correction: Options and Obstacles."



Helen Howell Honored by OU Health Sciences Center



Pictured (left to right): Gregory L. Skuta, MD, (DMEI President and CEO), Jason R. Sanders, MD, MBA, (OUHSC's Senior Vice President and Provost), Helen Howell, (DMEI Residency Program Coordinator), and R. Michael Siatkowski, MD (Vice Chair for Academic Affairs and Residency Program Director).

IN AUGUST, HELEN HOWELL, Residency Program Coordinator for the Dean McGee Eye Institute (DMEI) and University of Oklahoma (OU) Department of Ophthalmology since April 2014, was named Employee of the Month at the OU Health Sciences Center (OUHSC). She is now eligible for OUHSC Employee of the Year.

As reported in the summer 2017 issue of DMEI *InVision*, Howell also was honored as Employee of the Month in May by the OU College of Medicine's Resident Council.

Congratulations to Helen Howell for these well-deserved honors! ■



SAVE THE DATE: October 1, 2018

THE 27TH ANNUAL WALTER J. STARK MEMORIAL LECTURESHIP
8:30 am–9:30 am • Tullos O. Coston, MD Lecture Hall

George A. Williams, MD

Chair, Department of Ophthalmology

Director, Beaumont Eye Institute

Oakland University William Beaumont School of Medicine

Royal Oak, Michigan

President-Elect, American Academy of Ophthalmology

Chair, Ophthalmic Mutual Insurance Company

Past President, American Society of Retina Specialists

THE 26TH ANNUAL WALTER J. STARK MEMORIAL LECTURESHIP

THE 26TH ANNUAL WALTER J. STARK MEMORIAL LECTURE WAS DELIVERED by Keith D. Carter, MD, FACS in the Tullos O. Coston, MD Lecture Hall on September 25. His presentation was entitled “The Clinical and Surgical Challenges of Thyroid Eye Disease.”

Dr. Carter is the Lillian C. O'Brien and Dr. C.S. O'Brien Professor and Chair of the Department of Ophthalmology and Visual Sciences at the University of Iowa Carver College of Medicine and University of Iowa Hospitals and Clinics. A native of Indiana, Dr. Carter earned his Bachelor of Science degree in pharmacy from Purdue University and his medical degree from Indiana University. He completed a residency in ophthalmology at the University of Michigan's W.K. Kellogg Eye Center and a fellowship in oculoplastics and orbital surgery at the University of Iowa Hospitals and Clinics. Dr. Carter has served on the faculty at the University of Iowa since 1988 and was appointed Department Chair there in 2006. He also is a Professor of Otolaryngology.

Truly a leader among leaders, Dr. Carter is President of the Association of University Professors of Ophthalmology, President of the American Academy of Ophthalmology (AAO), and Past President of the American Eye Study Club. A graduate of the AAO's Leadership Development Program, Dr. Carter served on the



Dr. Keith D. Carter (fourth from right) is pictured with members of the Stark Family on September 25.

AAO Board of Trustees as a Member-at-Large from 2007 to 2010 and in several committee capacities and has been recognized by the Academy with two Secretariat Awards, a Senior Achievement Award, and a Special Recognition Award

In addition to maintaining a busy clinical and surgical practice, Dr. Carter has authored or co-authored more than 100 peer-reviewed publications, book chapters, and reviews. He also has been active in ORBIS International and has been recognized as an ORBIS Cyber-Sight Mentor. He is a diplomate of the American Board of Ophthalmology, for which he has served as an Examiner, and a fellow of the American Society of Ophthalmic Plastic and Reconstructive Surgery and the American College of Surgeons. Dr. Carter has trained more than 20 fellows in oculoplastic surgery. ■

DMEI ALUMNUS SUCCESSFUL EDUCATOR & LEADER IN KANSAS CITY

BY APRIL WILKERSON

DURING HIS ONE-YEAR FELLOWSHIP at the Dean McGee Eye Institute (DMEI), Thomas J. Whittaker, MD, JD, not only broadened his skills as a neuro-ophthalmologist, but he developed lasting gratitude toward the physicians who trained him.



Thomas J. Whittaker, MD, JD

Dr. Whittaker now practices neuro-ophthalmology, serves as vice chair, and leads the ophthalmology residency program at the University of Kansas Medical Center (KUMC). He went to medical school and completed his residency at KU before coming to Oklahoma in 1995 for his fellowship at DMEI. His year in Oklahoma, under the tutelage of Dr. Bradley K. Farris, cemented his desire to work in the subspecialty.

“The overall theme of what I learned at Dean McGee was, ‘Your goal as a professional is to practice first-class medicine in a spirit of love and to always take care of the patient,’” Dr. Whittaker said.

His fondness for DMEI goes beyond the skills he learned, however. When he began his fellowship, Dr. Whittaker was married and had five young children. He and his wife wanted them to retain the stability of their school and life in Kansas City, yet the DMEI fellowship was also critical to accept.

“To my surprise and everlasting delight, Dr. Farris and Dr. Parke (David W. Parke II, then president of DMEI) allowed me to come back to Kansas City on Fridays and work in a clinic up here Fridays and Saturday mornings, then I would fly back to Oklahoma City on Sundays. We did that every week for the length of my fellowship. That allowed me to keep my family in our home. In my opinion, that’s just one example of the generosity and good-

heartedness of everyone at the Institute,” Dr. Whittaker said.

As much as he loves his profession, Dr. Whittaker wasn’t always headed for a career in medicine. He first went to law school, working as a litigator with a large Kansas City law firm before moving to malpractice defense. But after about nine years in law, he began feeling the tug to become a doctor like his father, a neurosurgeon.

Today, he is the only neuro-ophthalmologist at KUMC, where he sees numerous patients with tumors and neurologic cancers. He also treats patients with a variety of other conditions that affect vision, such as multiple sclerosis and thyroid eye disease. His surgical work is largely focused on complicated strabismus (eye muscle) cases and, occasionally, optic nerve sheath decompression. Physicians in his subspecialty are sometimes called the “omega team”—a phrase he learned from Dr. Farris—because patients often have seen several other physicians before they finally make it to a neuro-ophthalmologist.

“Patients often arrive feeling very emotional because they’ve been told by doctors: ‘I don’t know what this is. There’s nothing I can do for you.’ So you’re a burden-lifter when you can say, ‘I know what this is and what we’re going to do about it,’” Dr. Whittaker said. “It really fills your heart when you can talk to someone about a problem and then show them how we’re going to fix it.”

As residency program director, Dr. Whittaker passes along the same approach to his residents. Residents from neurology, neurosurgery, internal medicine, and family practice also rotate through ophthalmology.

“The goal is to teach them the same kind of perspective that I learned at Dean McGee, and that is to focus on the person sitting in the exam chair,” Dr. Whittaker said. “Set aside your personality and your cares and focus on why that person has walked into the office.” ■

TWO DMEI RESIDENTS ELECTED TO ALPHA OMEGA ALPHA HONOR MEDICAL SOCIETY



Pictured (left to right): Vincent D. Venincasa, MD, Andrew T. Melson, MD, Chief Resident, and Kyle A. Rogers, MD. Drs. Venincasa and Rogers were inducted into the Alpha Omega Alpha Honor Medical Society on October 30.

SELECTION INTO THE ALPHA OMEGA ALPHA HONOR MEDICAL SOCIETY

represents high recognition based on excellence in medical education, leadership, service, and scholarship/research. Two of the four resident inductees for 2017 in the University of Oklahoma College of Medicine are the Dean McGee Eye Institute's (DMEI's) very own residents, Drs. Vincent D. Venincasa and Kyle A. Rogers.

Dr. Venincasa earned his undergraduate and medical degrees from the University of Miami (FL), and Dr. Rogers received both of his degrees from the University of Oklahoma (OU). Both physicians are second-year residents at DMEI/OU.

Congratulations to Drs. Venincasa and Rogers on this highly deserved honor! ■



SAVE THE DATE! 42nd Annual DMEI Ophthalmology Symposium/ OU Resident and Alumni Meeting Friday/Saturday, June 1-2, 2018

39th Tullio O. Coston, MD Lecture (June 2)

Anne L. Coleman, MD, PhD

*Fran and Ray Stark Foundation Professor of Ophthalmology
Stein Eye Institute*

*Vice Chair of Academic Affairs, Department of Ophthalmology
Professor of Epidemiology*

*David Geffen School of Medicine
University of California at Los Angeles*

DEAN MCGEE EYE INSTITUTE'S SERVICES IN *Neuro-Ophthalmology* SERVE THE *Unique* NEEDS OF PATIENTS


BY APRIL WILKERSON

FOR THE NEURO-OPHTHALMOLOGIST, BEHIND EVERY EXAM ROOM DOOR IS A PERSON WHO MAY BE FACING BOTH A NEUROLOGIC DISEASE AND LOSS OF VISION. THAT PERSON IS USUALLY FRIGHTENED AND CONFUSED AND OFTEN HAS ALREADY SEEN OTHER DOCTORS WHO HAVE NOT BEEN ABLE TO HELP.

That setting is where Dean McGee Eye Institute (DMEI) neuro-ophthalmologists thrive—patiently uncovering the diagnosis and providing medical or surgical care with the compassion necessary to calm an anxious outlook.

“We call it the ‘whodunit’ specialty,” said Bradley K. Farris, MD, who has served patients at DMEI since 1986 and is now a Presbyterian Health Foundation Presidential Professor. “We see patients who have visual problems related to neurologic disease or injury. It’s routine that we enter a room and a patient is distraught and frustrated. To be able to sit down and talk with the patient—we go through a detailed examination, which is unique to neuro-ophthalmology—and to explain to them what is happening is quite an emotional experience, on a daily basis.”

...continued on next page...





Bradley Farris, MD, Professor of Ophthalmology and a Presbyterian Health Foundation Presidential Professor, performs an examination.

...continued from previous page...

Neuro-ophthalmology is a combination of several medical specialties—ophthalmology, neurology, neurosurgery and, sometimes, otolaryngology and endocrinology. DMEI currently has three neuro-ophthalmologists treating adults and children, and it offers one of the only surgical neuro-ophthalmology fellowships in the nation.

To treat neurologic conditions that affect eyesight, such as multiple sclerosis and brain tumors, neuro-ophthalmologists collaborate with their peers in neurology and neurosurgery. Head trauma also can affect vision, as can obesity and thyroid disease. It's also not uncommon for neuro-ophthalmologists to treat patients whose vision problems are simply unexplained.

“Behind every door is a different diagnosis,” said Anil D. Patel, MD, DMEI’s Medical Director for Clinical Operations and Director of its Neuro-Ophthalmology Fellowship Program.

In adult patients, neuro-ophthalmologists often diagnose and treat stroke of the optic nerve (anterior ischemic optic neuropathy, AION). For years, stroke of the optic nerve represented a therapeutic challenge because there was no accepted treatment. More recently, DMEI has been involved in a multi-center international study that involves the injection of an agent with the potential to save cells in the optic

nerve. Although results are not yet available, the treatment is showing promise, Dr. Patel said.

Dr. Patel, who is also a Clinical Professor in the University of Oklahoma (OU) College of Medicine, has a special interest in temporal arteritis, also called giant cell arteritis, a condition that can rapidly lead to irreversible blindness in both eyes if not recognized and treated. To diagnose the condition, physicians must do a temporal artery biopsy, which was sometimes a lengthy operating room procedure

in the past. Dr. Patel refined it to a relatively short office-based procedure.

Increasingly, DMEI neuro-ophthalmologists diagnose and treat vision problems whose root cause is a significant increase in weight. When patients

gain 50 to 100 pounds over a year or two, they run the risk of increasing the production of cerebrospinal fluid in the brain. The ensuing condition, called idiopathic intracranial hypertension, occurs more frequently in women ages 20 to 40, although it can also occur in men.

“When this happens, people usually get severe headaches that may send them to an emergency room, where they’re often treated for a migraine and sent home,” Dr. Farris said.

“**It's also not uncommon for neuro-ophthalmologists to treat patients whose vision problems are simply unexplained.**”

“But they’re actually experiencing chronic, progressive swelling of their optic nerves that can lead to loss of vision in one or both eyes. When they come to us, we assess the amount of intracranial pressure and the effect it has on vision loss. Then we either treat them with medication to try to reduce the pressure, or bring them to optic nerve surgery to decompress the nerves and protect vision until we can get their cerebrospinal fluid under control.”

Dr. Farris played a pioneering role in the evolution of that surgery, called optic nerve sheath decompression. When he became a faculty member at DMEI in the mid-1980s,

training options to learn the procedure were limited and the complication rate for the surgery was high. Dr. Farris, along with a neurosurgery resident, reviewed the instruments from multiple specialties and practiced with them until they arrived at an improved solution. Today, the complication rate for optic nerve sheath decompression is near zero, and DMEI performs the highest volume of the surgery anywhere.

Another increasingly common culprit in eye conditions is when the thyroid gland triggers the immune system to attack the tissue around the eyes, causing swelling, tightening of the



Dr. Anil Patel evaluates a patient at the slit lamp. He is a Clinical Professor and DMEI's Medical Director and Neuro-Ophthalmology Fellowship Director.

...continued on next page...

...continued from previous page...

muscles that move the eyes and pressure behind the eye that can push the eyeball forward.

“We work with our oculoplastic service to surgically decompress the tissues around the eye and stop the autoimmune process with either immune suppressants or radiation treatment,” Dr. Farris said.

On the pediatric side, neuro-ophthalmologist and pediatric ophthalmologist R. Michael Siatkowski, MD, treats most of the children with neurologic diseases of the eyes and visual system. Dr. Siatkowski is the Institute’s Vice Chair for Academic Affairs and Residency Program Director. He also is the David W. Parke II, MD Professor of Ophthalmology and was recently named a David Ross Boyd Professor. He often sees patients with genetic disorders that affect the eyes or the brain, such as hereditary optic neuropathy, strabismus, and nystagmus.

Metabolic disorders also can affect the white matter in the brain, which in turn affects vision. Mitochondrial disorders influence the brain, retina and optic nerves, affecting developing vision as well. In addition, a variety of infectious or inflammatory causes can produce problems with vision and/or eye movements.

Dr. Siatkowski also sees children with vision loss because of non-organic reasons. “Sometimes it’s completely secondary to emotional stress or fear, and sometimes there’s a true organic disease with an overlay of non-organic emotional or psychological components to the visual loss,” he said. “I probably see one new child a week with this,” Dr. Siatkowski said, adding that it can be triggered by stressful events, such as loss of a family member, divorce, or being bullied at school.

Like his counterparts in adult neuro-ophthalmology, Dr. Siatkowski interacts with



R. Michael Siatkowski, MD (right) with a patient. Dr. Siatkowski is the David W. Parke II, MD Professor of Ophthalmology and holds other roles and titles as shared above.

colleagues in other areas of medicine. When a child has a brain tumor, for example, it's important for physicians from each specialty to give input and understand the treatment plan.

"If a child needs surgery or chemotherapy, we as neuro-ophthalmologists say when the vision issues have reached the threshold where treatment should be instituted or altered," he said.

Unfortunately, Dr. Siatkowski treats many children who will lose their vision and, sometimes, their lives. But he is always amazed at their resiliency. "It's really miraculous how they adapt to the challenges they face," he said. "They set quite an example to me as an adult."

The current DMEI neuro-ophthalmology fellow, James C. O'Brien, MD, is gratified to have earned his spot and to be training with physicians who are respected experts both in Oklahoma and around the nation. "Neuro-ophthalmology is intellectually stimulating, and every patient's diagnosis is a new mystery to figure out," he said. "A lot of thought goes into every patient, and I've always enjoyed that." Dr. O'Brien, who was a former Chief Resident at DMEI, will join the DMEI/OU Department of Ophthalmology as a member of the neuro-ophthalmology faculty in the summer of 2018.

As part of an academic medical center, DMEI's neuro-ophthalmology fellowship plays an important role in the future of the subspecialty.



James O'Brien, MD will join the DMEI/OU faculty as a neuro-ophthalmologist in August 2018.

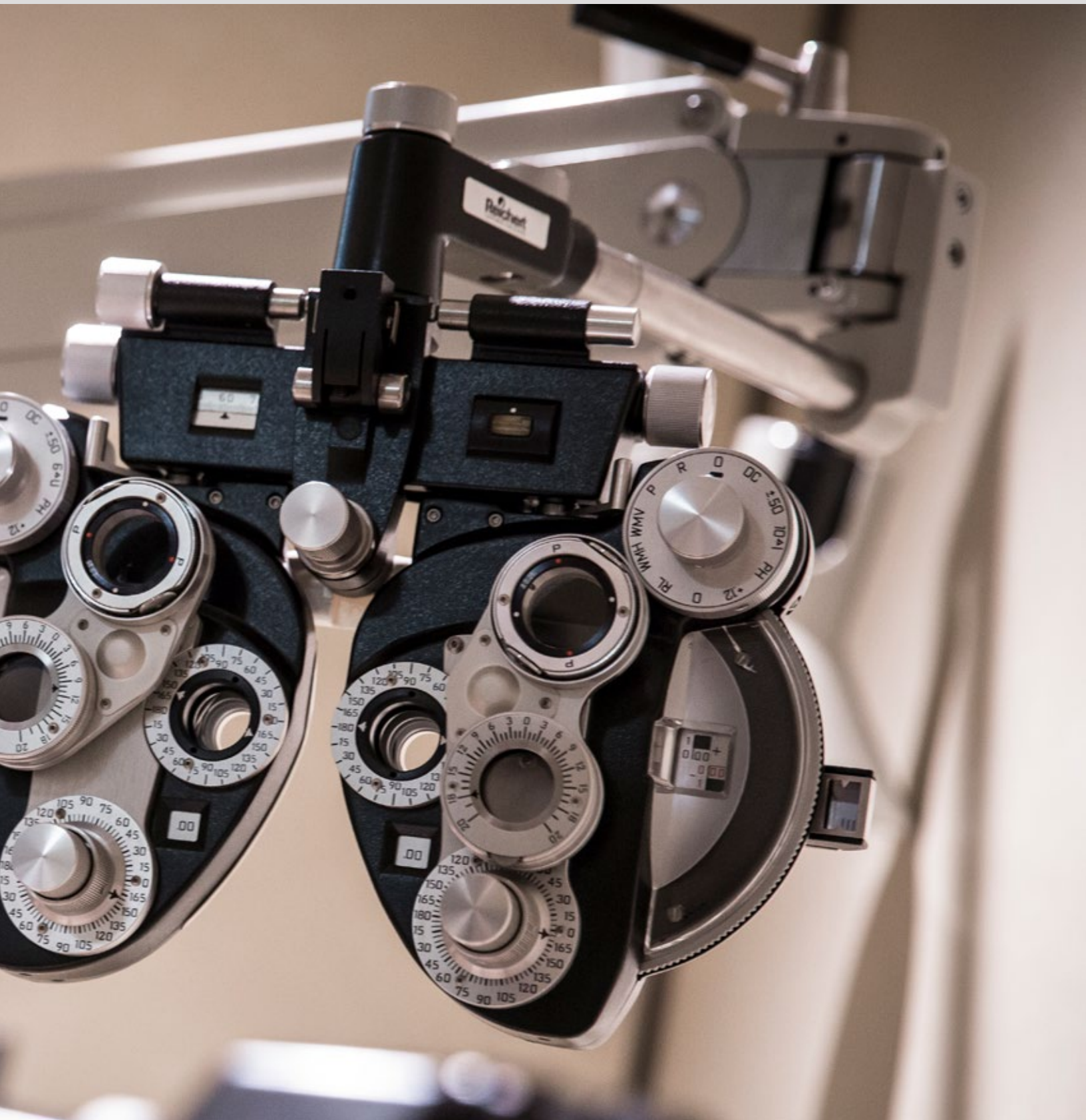
“It's really miraculous how they adapt to the challenges they face...”

Fellows like Dr. O'Brien experience the range of surgical procedures, for both adults and children, and learn the importance of listening to their patients and conducting detailed exams. There aren't many neuro-ophthalmology fellowships in the United States, and DMEI's is especially unique because of its link to the "father of neuro-ophthalmology," Dr. Frank Walsh.

"He created these legacies of training, of which Drs. Patel, Siatkowski and I are carriers from the lineage of original trainers," Dr. Farris said. "There's a unique legacy to neuro-ophthalmology training here that we're very proud of." ■



See the beauty in all things.



• DMEI • invision

inside this issue:

DMEI Ranked Among Top Ophthalmology Programs p. 8

Dr. Khaimi is *The Journal Record's* 2017 Innovator of the Year p. 15

Treating Pediatric Cataracts p. 18

DMEI Expanding to Meet the Needs of Our Patients p. 32