



focus on education:
DMEI'S RESIDENCY PROGRAM PROVIDES
top-quality training

• DMEI •
inVIsion

A PUBLICATION OF THE DEAN MCGEE EYE INSTITUTE

patient care
education
vision research
leadership
service

DMEI clinical directory

Oklahoma Health Center

DMEI Acers and Parke Pavilions ▪ 608 Stanton L. Young Blvd. ▪ Oklahoma City, OK 73104

Comprehensive Ophthalmology/ Cataract Surgery

(405) 271-1090 ▪ (800) 787-9012
Cynthia A. Bradford, MD
Brian K. Firestone, MD
Layne E. Goetzinger, MD
David W. Jackson, MD
Theresa A. Larson, MD
Deana S. Watts, MD

Contact Lenses

(405) 271-6084 ▪ (800) 787-9012
Jamie N. Rodriguez, OD
Contact Lens Specialist
Keri J. West, FCLSA
Contact Lens Specialist

Cornea and External Disease

(405) 271-1095 ▪ (800) 787-9017
Rhea L. Siatkowski, MD
Jennifer L. Wu, MD

Glaucoma

(405) 271-1093 ▪ (800) 787-9015
Andrew K. Bailey, MD
Mahmoud A. Khaimi, MD
Steven R. Sarkisian, Jr., MD
Gregory L. Skuta, MD

LASIK Surgery

(405) 271-2500 ▪ (877) 406-4193
David W. Jackson, MD
Jennifer L. Wu, MD
(580) 250-5855
Jean R. Hausheer, MD, FACS

Low Vision Rehabilitation

(405) 271-1793 ▪ (800) 787-9012
Rebecca K. Morgan, MD

Neuro-Ophthalmology

(405) 271-1091 ▪ (800) 787-9013
Bradley K. Farris, MD
Anil D. Patel, MD
(405) 271-1094 ▪ (800) 787-9016
R. Michael Siatkowski, MD

Ocular Oncology/Ophthalmic Pathology

(405) 271-1090 ▪ (800) 787-9012
Brian K. Firestone, MD

Ocular Prosthetics

(405) 271-3391 ▪ (800) 787-9012
Nancy A. Lambert, BCO

Ophthalmic Plastic & Reconstructive Surgery

(405) 271-1096 ▪ (800) 787-9018
P. Lloyd Hildebrand, MD, FACS
Annie Moreau, MD, FACS

Optical Services

(405) 271-6174 ▪ (800) 787-9012

Optometry

(405) 271-1090 ▪ (800) 787-9012
Dana M. Garber, OD, FAAO
Brandalyn D. Loyko, OD
Jessica L. Lucas, OD, FAAO
Jamie N. Rodriguez, OD

Pediatric Ophthalmology/Strabismus

(405) 271-1094 ▪ (800) 787-9016
Janine E. Collinge, MD
R. Michael Siatkowski, MD
Tammy L. Yanovitch, MD, MHSc

Retina/Vitreous

(405) 271-1092 ▪ (800) 787-9014
Reagan H. Bradford, Jr., MD
Stephen R. Fransen, MD
Ronald M. Kingsley, MD
Robert E. Leonard II, MD
Vinay A. Shah, MD

Stephenson Laser Center

(405) 271-2500 ▪ (877) 406-4193

Trauma/Emergency

(405) 271-6060 ▪ (800) 787-9012

Uveitis

(405) 271-1090 ▪ (800) 787-9012
Theresa A. Larson, MD
Jennifer L. Wu, MD

McGee Eye Surgery Center (MESc)

Harold Hamm Diabetes Center ▪ 1000 N. Lincoln Blvd., Suite 150 ▪ Oklahoma City, OK 73104

(405) 271-3363 ▪ Medical Director: Robert J. Christensen, MD

Dean McGee Eye Institute Satellite Locations

EDMOND

1005 Medical Park Blvd., 73013
(405) 271-0913

Comprehensive Ophthalmology/ Ophthalmic Surgery

Theresa A. Larson, MD

Comprehensive Ophthalmology/ Neuro-Ophthalmology

Anil D. Patel, MD

Glaucoma/Comprehensive Ophthalmology/ Ophthalmic Surgery

Andrew K. Bailey, MD

Optometry

Angela M. Plant, OD, FAAO

Optical Services

(405) 271-0909

NORTHWEST OKC

3500 N.W. 56th, #101, 73112
(405) 271-9500

Comprehensive Ophthalmology/ Ophthalmic Surgery

Ralph B. Hester III, MD
Brian K. Firestone, MD

Optometry

Tasha J. Schellenberg, OD

Optical Services

(405) 271-9506

LAWTON

3201 W. Gore Blvd., #200, 73505
(580) 250-5855

Comprehensive Ophthalmology/ Ophthalmic Surgery

Jean R. Hausheer, MD, FACS
Ann A. Warn, MD, MBA

Retina/Vitreous

Vinay A. Shah, MD

Optical Services

(580) 585-5425

Dean McGee Eye Institute

Home to the Department
of Ophthalmology of the
University of Oklahoma
College of Medicine

DMEI President and CEO
Edward L. Gaylord Professor and Chair
Department of Ophthalmology
University of Oklahoma
Gregory L. Skuta, MD

*DMEI Executive Vice President
and Chief Operating Officer*
Administrator, Department of Ophthalmology
Garyl G. Geist, MAcc

*DMEI Vice President of Finance
and Chief Financial Officer*
Kimberly A. Howard

DMEI Executive Director of Development
Jim Durbin

Editor
Gregory L. Skuta, MD

Senior Contributor
Melody A. Marcum, MHR

Contributors
Nicole M. Glenn
Gregory L. Skuta, MD

Feature Writer
Debra Levy Martinelli

Design and Layout
Funnel Design Group

Photography
Amanda M. Butt
Ben Ehrlich
Nicole M. Glenn

DMEI InVision is published twice yearly by the
Dean McGee Eye Institute.

*For more information about this publication or to
be placed on the mailing list, please contact:*
Development Office
Dean McGee Eye Institute
608 Stanton L. Young Blvd., Suite 346
Oklahoma City, OK 73104
(405) 271-7801

DMEI InVision is online at:
www.dmei.org/publications



©2016 Dean McGee Eye Institute

• DMEI • inVision

WINTER 2016

IN THIS ISSUE

invisions

2 president's view

4 news

- World Sight Day
- DMEI Celebrates 40 Years

8 faculty & staff

- Dr. Jamie Rodriguez Joins DMEI
- Keri West Joins DMEI
- Cynthia Bradford, MD New President-Elect of AAO
- Procedure Performed for First Time in Ethiopia
- Faculty & Staff Awards and Activities
- DMEI Doctors Recognized
- DMEI Ophthalmologists Participate in Delegation to Cuba

donors

16 philanthropy update

- Art on Loan from Lou C. Kerr Collection
- New DMEI Executive Director of Development
- Love's Donation for New Audiovisual Equipment

invisions

18 research

- Vision Scientist Joins DMEI Research Team
- RPB Awards Grant to OU Department of Ophthalmology
- Samuel Roberts Noble Foundation Gift
- Martin-Paul Agbaga, PhD Honored in Class of Emerging Vision Scientists
- PHF National & International Symposium Grant Program
- 9th Annual OU Vision Workshop
- Dr. Daniel J.J. Carr Receives Research Award

23 education

- 2015-2016 Residents & Fellows
- DMEI Distinguished Lecturer Series
- Save the Date: 25th Annual Walter J. Stark Lectureship
- 39th Annual Ophthalmology Symposium/OU Resident & Alumni Meeting
- 24th Annual Walter J. Stark Memorial Lectureship
- Macular Degeneration/Low Vision/Glaucoma Seminar
- 2015 Service, Teaching & Research Awards

feature focus

28 a top-notch training program

last look

36 last look

an outstanding commitment to **QUALITY EDUCATION**

RESIDENT EDUCATION WAS ONE OF THE PASSIONS OF DR. THOMAS E. ACERS, THE FOUNDING PRESIDENT OF THE DEAN MCGEE EYE INSTITUTE (DMEI).

Although Dr. Acers was revered for his remarkable vision and leadership, James Tolbert III, Chair Emeritus of DMEI's Board of Trustees, observed in a recent video honoring the 40th Anniversary of the Institute that the first DMEI president's "...deepest commitment was to education. He really wanted to train doctors."

And the Dean McGee Eye Institute has done just that...plus much more. Since 1975 and including our current residents and fellows, the Institute and the University of Oklahoma (OU) Department of Ophthalmology have trained 135 residents and 95 fellows. This year, 435 of the country's best medical students applied to DMEI/OU's residency program. Of that number, 48 were interviewed and four matched for residency training beginning in July 2017.

The focus of this edition is on residency education. However, DMEI also attracts outstanding candidates for one to two-year experiences in post-residency fellowship training



Gregory L. Skuta, MD

in such fields as cornea/external disease, glaucoma, global eye care, neuro-ophthalmology, oculoplastic surgery, and retina/vitreous.

When they arrive, residents will enter a program that offers a surgical experience consistently above the 90th percentile nationally. The Institute's outstanding educational experience is further reflected in a 100% first-time pass rate on the American Board of Ophthalmology's (ABO's) Written Qualifying Examination since the year 2000 with an average score near the 80th percentile. On the ABO's Oral Examination, the first-time pass rate is 98%.

Given these numbers, it is not surprising that the residency program was recently ranked among the "Sweet Sixteen" of training experiences nationally in a survey prepared by Doximity.com. Based on the metrics shared above (along with others), it could be argued that its future ranking could be even higher. Indeed, in the

residency matching program that uses ranks lists from training programs and medical student applicants to place residents in their three-year residencies, those among the top 20 on DMEI's list typically go to the nation's other top programs if they do not match here.


Leadership and mentorship matter, and DMEI is extremely fortunate that Dr. R. Michael Siatkowski serves as our "Mentor-in-Chief" as Residency Program Director and Vice Chair for Academic Affairs. Respected as one of the nation's leading educators in ophthalmology, Dr. Siatkowski has received numerous teaching awards at DMEI/OU and the Bascom Palmer Eye Institute/University of Miami, where he was a member of the faculty from 1993 to 1999. He serves on the Program Directors Council (one of only seven individuals) for the Association of University Professors of Ophthalmology and has held other key national positions as shared on pages 28-31.

When I served on the faculty at the University of Michigan's W.K. Kellogg Eye Center from 1987 to 1992, I always encouraged Michigan medical students interested in ophthalmology to consider DMEI/OU as a program to which they should apply. Under Dr. Siatkowski's exceptional leadership, the outstanding training experience at DMEI/OU has risen to even greater heights and includes exposure to some of the most knowledgeable and influential ophthalmologists in the world as part of a revitalized Distinguished Lecturer Series, the establishment of the Sarkeys Foundation Microsurgical Education Center, and other major educational initiatives.

“...new faculty members must demonstrate a clear commitment to the educational element of our mission.”

Dr. Siatkowski is not alone in his fervor for maximizing the educational experience. Before being considered for appointment, new faculty members must have demonstrated a clear commitment to the educational element of our mission. That dedication is reflected in the fact that he, Dr. Bradley Farris, and Dr. Cynthia Bradford (also now President-Elect of the American Academy of Ophthalmology) have been recipients of the OU College of Medicine's Regents Award for Superior Teaching, one of the College's very highest teaching awards, and that Dr. Annie Moreau was honored in 2014 with an Excellence in Teaching Award in Graduate Medical Education from the College of Medicine.

While the provision of medical and surgical eye care and educational methods will continue to evolve over the next 40 years, one fact is certain. The Dean McGee Eye Institute will be unwavering in its commitment to Dr. Acers' passion...education and training future generations of ophthalmologists.



Gregory L. Skuta, MD
President and Chief Executive Officer
Dean McGee Eye Institute
Edward L. Gaylord Professor and Chair
Department of Ophthalmology
University of Oklahoma College of Medicine

DEAN MCGEE EYE INSTITUTE RECOGNIZES World Sight Day October 8, 2015

Institute's Vision Care and Teaching Teams Serve Globally

THE DEAN MCGEE EYE INSTITUTE (DMEI) JOINED OTHER VISION ORGANIZATIONS

around the globe to recognize World Sight Day on October 8, 2015. World Sight Day is an international day of awareness, held annually on the second Thursday of October to focus attention on the global issue of avoidable blindness and visual impairment.

World Sight Day is coordinated by the International Agency for the Prevention of Blindness (IAPB) to highlight the fact that 80 percent of all blindness is preventable. World Sight Day provides a platform for organizations to encourage governments, corporations, institutions, and individuals to actively support global blindness prevention efforts.



Dr. Bradley K. Farris evaluates a patient with Chinese ophthalmologists in the Sichuan Province of China.



Dr. P. Lloyd Hildebrand examines a patient at the bedside in the Kingdom of Swaziland in southeastern Africa.

World Sight Day is supported by over 140 IAPB member organizations, which engage every major eye care non-governmental organization in the world, including the Dean McGee Eye Institute in Oklahoma City. Important facts regarding global blindness are shared below:

- About 285 million people are visually impaired worldwide.
- Preventable causes are as high as 80% of the total global visual impairment burden.
- 90% of the world's visually impaired people live in developing countries.

- Four out of five blind people are needlessly impaired by their vision disorder.

DMEI's Global Eye Care Program reaches out to underserved populations, both in Oklahoma and abroad. The program emphasizes the delivery of high quality eye care to underserved populations in international settings (currently focusing on China and Swaziland) as well as indigent and underserved populations in Oklahoma. ■



A patient is examined by Dr. Bradley K. Farris during a screening in China's Sichuan Province.

DMEI Celebrates 40 ON NOVEMBER 5 AT DEVON



Dr. Julie Parke, Sharon and Dr. John Bozalis, Marilyn Balyeat, and Dr. William Hawley (left to right) enjoy DMEI's 40th Anniversary Celebration on the 50th floor of the Devon Energy Center on November 5, 2015. Dr. Bozalis serves on the DMEI Board of Trustees.



Susan and Greg Kannady of Kingfisher, Oklahoma, and Dr. Gregory Skuta (left to right) pose for photo at the 40th Anniversary Celebration, which was attended by more than 200 people.



Montana Rangel (left), who was featured in one of the evening's patient video presentations, joins Drs. Rhea and R. Michael Siatkowski. Dr. Michael Siatkowski is DMEI's Vice Chair for Academic Affairs and Residency Program Director.



Dr. Raju and Ammaji Rajala were among the many DMEI vision researchers who enjoyed the 40th Anniversary Celebration on November 5.



Dr. David Parke II visits with other event attendees. He served as DMEI's second President from 1992 to 2009 and is now the Executive Vice President and Chief Executive Officer of the American Academy of Ophthalmology, which is headquartered in San Francisco.

Years TOWER

40 Dean McGee Eye Institute
1976 - 2016
FORTY YEARS OF EXCELLENCE —
DEDICATED TO SERVING ALL
OKLAHOMANS AND THE GLOBAL
COMMUNITY THROUGH
EXCELLENCE AND LEADERSHIP
IN PATIENT CARE, EDUCATION
AND VISION RESEARCH



G. Rainey, Casey, and Martha Williams (left to right) pose together on November 5. Mr. Williams serves as Chair of the DMEI Foundation Board of Trustees and helped lead the evening's festivities from the podium.



David Rainbolt, Chair of the DMEI Board of Trustees, addresses guests at the 40th Anniversary Celebration.



Larry Nichols and Dr. John Bozalis, both members of the DMEI Board of Trustees, visit during the 40th Anniversary Celebration.



Dr. James (left) and Emily Dunagin (back to photo) visit with Joe and Deborah Jackson. Mr. Jackson spoke in one of the evening's patient video presentations. Dr. Dunagin and Emily Burch had their first date at the 1975 Dean McGee Eye Institute Opening Celebration during Dr. Dunagin's ophthalmology residency.

Dr. Jamie N. Rodriguez Joins Dean McGee Eye Institute

JAMIE N. RODRIGUEZ, OD, JOINED the Dean McGee Eye Institute in August 2015 and is now seeing patients at the Institute's Oklahoma Health Center facility in Oklahoma City.

Dr. Rodriguez conducted her graduate work at Northeastern State University in Tahlequah, Oklahoma, where she graduated *magna cum laude* with a Doctor of Optometry degree. In addition, she completed training in external and anterior segment disease at the Jack C. Montgomery Veterans Affairs Medical Center in Muskogee. She pursued her undergraduate education at McPherson College in McPherson, Kansas, and earned a bachelor's degree in biochemistry (*summa cum laude*).



Jamie N. Rodriguez, OD

“Dr. Rodriguez already has established a very special personal and professional relationship with the Dean McGee Eye Institute. She is a second-generation member of the DMEI family as her father, Jaime Rodriguez, has worked with us for 39 of the Institute's 40 years. Dr. Jamie Rodriguez previously served the Eye Institute in a number of roles as she completed her optometric education,” said Gregory L. of Skuta, MD, DMEI President and CEO and Edward L. Gaylord Professor and Chair of the OU Department Ophthalmology. ■



KERI J. WEST, FCLSA, JOINED DMEI on October 5, 2015 and has been working full time as a Contact Lens Specialist. With her extensive contact lens background and previous experience as a certified ophthalmic technician, West is well qualified to provide both healthy eye contact lens fits and complex medical contact lens fits. Her clinical focus is on specialized contact lens fittings with particular interests in gas permeable lens designs, tandem lens systems, and scleral lenses. West is a Certified Contact Lens Specialist with the National Contact Lens Examiners, has Advanced Certified Fellow status with the Contact Lens Society of America, and is a member of the Scleral Lens Education Society. ■

CYNTHIA A. BRADFORD, MD NOW PRESIDENT-ELECT OF AMERICAN ACADEMY OF OPHTHALMOLOGY

CYNTHIA A. BRADFORD, MD, HAS BEEN elected as President-Elect of the



Cynthia A. Bradford, MD

American Academy of Ophthalmology (AAO) in 2016 and as President in 2017. Service as AAO President is one of the highest honors in the profession of ophthalmology.

Dr. Bradford is a skilled educator who has directed medical student education at the Dean McGee Eye

Institute/University of Oklahoma (DMEI/OU) for more than 20 years and also has been deeply committed to resident surgical education. She has received at least three teaching awards at DMEI/OU, including the E.L. and Thelma Gaylord Faculty Honor Award, the Excellence in Attending at VA Award, and the prestigious

Regents Award for Superior Teaching from the OU College of Medicine.

She has an extensive record of service to the AAO, for which she was Secretary for State Affairs from 2004 to 2008 and Senior Secretary for Advocacy from 2009 to 2014. She served as Executive Editor of the seventh and eighth editions of *Basic Ophthalmology* (for medical students and primary care residents). In addition, she has served as a member of the Academy's Board of Trustees, Executive Committee, Awards Committee, and several other committees. In recognition of her many contributions to the AAO, Dr. Bradford received its Senior Achievement Award in 2008. She is also a Past President of the Oklahoma Academy of Ophthalmology.

A native of Texas, Dr. Bradford earned her undergraduate degree from Texas A&M University and her medical degree (Alpha Omega Alpha Honor Medical Society) from the University of Texas Medical Branch (UTMB) at Galveston. She was a resident at DMEI/OU before joining the faculty here in 1987. ■

Procedure Performed for First Time in Ethiopia

DR. STEVEN R. SARKISIAN, JR., MD, PROVIDED intensive training for micro-invasive glaucoma surgery to Ethiopian doctors in October 2015. The training is part of an on-site collaboration to help bring new approaches to glaucoma treatment in Sub-Saharan Africa. In partnership with the American Society of Cataract and Refractive Surgery Foundation and the Robert Sinskey Eye Institute in Ethiopia's capital city of Addis Ababa, the Himalayan Cataract Project helped facilitate the first suprachoroidal stent implant in Africa during the trip. ■



Dr. Sarkisian is pictured second from left (light green surgical scrubs) with Ethiopian and other colleagues.

FACULTY & STAFF AWARDS AND ACTIVITIES




XUE CAI, PhD, recently published Cai X., Chen L., McGinnis J.F. “Correlation of ER Stress and Retinal Degeneration in Tubby Mice,” *Experimental Eye Research*, Nov. 2015; and Cai X., McGinnis J.F. “Nanoceria: A Potential Therapeutic for Dry AMD,” *Advances in Experimental Medicine and Biology*, Sept. 2015. She presented at the OU Vision Research Seminar Series in the Department of Ophthalmology, “Tubby Retinal Degeneration, ER Stress and a Therapeutic Strategy,” Sept. 2015.



MICHELLE C. CALLEGAN, PhD, received a new R01 grant from the National Institutes of Health/National Eye Institute, “Nanotherapeutics for Treatment of Ocular Infections,” Sept. 2015 – Aug. 2018; recently joined the Editorial Board of *Molecular Vision*; published Parkunan S.M., Randall C.B., Coburn P.S., Astley R.A., Staats R.L., Callegan M.C. “Unexpected Roles for Toll-Like Receptor 4 and TRIF in Intraocular Infection with Gram-Positive Bacteria,” *Infection and Immunity*, Oct. 2015; and presented “The Role of Pili in *Bacillus Cereus* Intraocular Infection,” 8th International Conference on Gram-Positive Microorganisms/18th International Conference on Bacilli, Montecatini Terme, Italy, June 2015.



JANINE E. COLLINGE, MD, recently published Kovarik J.J., Doshi P.N., Collinge J.E., Plager D.A. “Outcome of Pediatric Patients Referred for Papilledema,” *Journal of the American Association for Pediatric Ophthalmology and Strabismus*, Aug. 2015.



ANA CHUCAIR-ELLIOTT, PhD, recently published Drevets P., Chucair-Elliott A., Shrestha P., Jinkins J., Karamichos D., Carr D.J.J. “The Use of Human Cornea Organotypic Cultures to Study Herpes Simplex Virus Type 1 (HSV-1)-Induced Inflammation,” *Graefe’s Archive for Clinical and Experimental Ophthalmology*, June 2015.



MICHAEL H. ELLIOTT, PhD, was awarded a one-year National Institutes of Health R01 Grant Renewal, “Role of Caveolin-1 in the Maintenance of Blood-Retinal Barrier Integrity,” Sept. 2015.



BRADLEY K. FARRIS, MD, recently presented “Cerebral Vascular Disorders,” Pixian 2nd Peoples Hospital, Pixian, China, June 2015; “Evaluation of Optic Nerve Disease,” 12th Annual International Sichuan Chinese-American Ophthalmology Symposium, Chengdu, China, June 2015; “Evaluation of Optic Nerve Disease,” Table Rock Regional Round Up, Big Cedar Lodge, Ridgedale, Missouri, Sept. 2015; and “Tips for Ophthalmology Residency Application,” Ophthalmology Interest Group, University of Oklahoma College of Medicine, Oct. 2015.



BRIAN K. FIRESTONE, MD, and ocular melanoma patient, Joye Oakley, were recently interviewed by KWTN News 9 Medical Minute reporter Angela Buckelow, Sept. 2015.



DANA M. GARBER, OD, FAAO, was recently inducted as a Fellow into the American Academy of Optometry, New Orleans, LA, Oct. 2015.



JEAN R. HAUSHEER, MD, FACS, received the Secretariat Award and Senior Achievement Award from the American Academy of Ophthalmology (AAO) for her many years of distinguished service in the programs of the Academy. She also recently served as the Executive Editor of *Basic Techniques of Ophthalmic Surgery, Second Edition* for the AAO.



DAVID W. JACKSON, MD, and cataract surgery patient, Missy Storm, were recently interviewed by KWTN News 9 Medical Minute reporter Angela Buckelow, Sept. 2015.



DIMITRIOS KARAMICHOS, PhD, received a new R21 grant from the National Institutes of Health/National Eye Institute "Sphingolipid Signaling in Corneal Wound Healing and Fibrosis," April 2015 – March 2017.



DARREN J. LEE, PhD, recently published Lee D.J. "Intraocular Implants for the Treatment of Autoimmune Uveitis," *Journal of Functional Biomaterials*, July 2015. He was recently awarded a National Institutes of Health R01 grant titled "Immunobiology of Experimental Autoimmune Uveitis Recovery Through the Melanocortin-Adenosinergic Pathway," Aug. 2015.



NAWAJES MANDAL, PhD, received a new R21 grant from the National Institutes of Health/National Eye Institute "Sphingolipid Signaling in Corneal Wound Healing and Fibrosis," April 2015 – March 2017.




ANNIE MOREAU, MD, FACS, received the E.L. and Thelma Gaylord Faculty Honor Award during the 39th Annual University of Oklahoma Department of Ophthalmology Resident & Alumni Meeting, June 2015; traveled to Swaziland with Dr. Janine E. Collinge to participate in The Luke Commission eye care project, for which they screened 900 children for glasses and also performed full eye exams for adults, June 2015; was selected for *Best Doctors in America*, Aug. 2015; and was a guest speaker at the Oklahoma Chapter of the American Academy of Optometry's Annual Meeting, where she gave a three-hour presentation on Management of Thyroid Ophthalmopathy, Aug. 2015.



HEMANG K. PANDYA, MD, recently published Pandya H.K., Robinson M., Mandal N., Shah V.A. "Hydroxychloroquine Retinopathy: A Review of Imaging," *Indian Journal of Ophthalmology*, July 2015.

FACULTY & STAFF AWARDS AND ACTIVITIES




MADHU PARKUNAN, PhD, recently published Parkunan S.M., Randall C.B., Coburn P.S., Astley R.A., Staats R.L., Callegan M.C. “Unexpected Roles for Toll-Like Receptor 4 and TRIF in Intraocular Infection with Gram-Positive Bacteria,” *Infection and Immunity*, Oct. 2015; and presented Parkunan S.M., Randall C.B., Astley R.A., Furtado G.C., Lira S.A., Callegan M.C. “Bacillus Intraocular Infection: Divergent Roles of IL6 and CXCL1,” 8th International Conference on Gram-Positive Microorganisms/18th International Conference on Bacilli, Montecatini Terme, Italy, June 2015.



RAJU V.S. RAJALA, PhD, was elected as an Editorial Board Member, *Scientific Reports*, Nature Publishing Group, 2015-2017. He recently published Wang Y., Rajala A., Rajala R.V.S. “Lipid Nanoparticles for Ocular Gene Delivery,” *Journal of Functional Biomaterials*, June 2015; Rajala R.V.S., Kanan Y., Anderson R.E. “Photoreceptor Neuroprotection: Regulation of Akt Activation through Serine/Threonine Phosphatases, PHLPP and PHLPL,” *Advances in Experimental Medicine and Biology*, Oct. 2015; Azadi S., Brush R.S., Anderson R.E., Rajala R.V.S. “Class I Phosphoinositide 3-Kinase Exerts a Differential Role on Cell Survival and Cell Trafficking in Retina,” *Advances in Experimental Medicine and Biology*, Oct. 2015. He was awarded a bridge grant from Presbyterian Health Foundation, “Second Messengers in Retina,” Principal Investigators (PI): Robert E. Anderson and Raju V.S. Rajala, 07/01/2015 – 06/30/2016. He is a consortium PI on a National Institutes of Health/National Eye Institute grant awarded to Dr. Thomas W. Gardner, University of Michigan, Sept. 2015.



R. MICHAEL SIATKOWSKI, MD, was appointed to the Finance Committee of the American Association for Pediatric Ophthalmology and Strabismus (AAPOS); completed his eight-year term as a Director of the American Board of Ophthalmology (ABO) and four years as chair of the Maintenance of Certification (MOC) Committee; completed a 7½-year term on the Residency Review Committee (RRC) for Ophthalmology, serving as Vice Chair for the last three-years; was appointed to Committee on Membership for the American Ophthalmological Society; gave four lectures at the 47th Annual Sally Letson Symposium in Ottawa, Canada; and was appointed to a three-year term on the Oklahoma Infant and Children’s Health Advisory Council.



GREGORY L. SKUTA, MD, completed 15 years of service on the American Academy of Ophthalmology’s (AAO’s) Committee of Secretaries and Board of Trustees. Beginning in 2001, he has served as Secretary for Ophthalmic Knowledge, Senior Secretary for Clinical Education, and AAO President. He recently served as a Visiting Professor at Yale University (December 2015) and as a grant reviewer for Research to Prevent Blindness (September 2015) and the National Eye Institute (December 2015). In October 2015, he led a delegation called “Leaders in American Ophthalmology” on an academic exchange in Havana, Cuba (see pages 14-15 for more). Recent publications include Allan E.J., Khaimi M.A, Jones J.M., Ding K., Skuta G.L. “Long-term Efficacy of the Baerveldt 250 mm² Compared with the Baerveldt 350 mm² Implant,” *Ophthalmology*, March 2015; and Skuta G.L., Mattox C.G., Stein J.D. “Effect of Medicare Part D on the Availability of Medical Treatment for Patients with Glaucoma,” *JAMA Ophthalmology*, Feb. 2016.



LILY L. WONG, PhD, recently presented a poster at the 2015 Annual Meeting of the Association for Research in Vision and Ophthalmology (ARVO): Wong L.L., Seal S., McGinnis J.F. “Persistent Pre-conditioning Effects of Nanoceria after Intravitreal Injection - A Microarray Analysis,” Denver, CO, May 2015; and presented “Deciphering the Cellular and Molecular Mechanisms of Cerium Oxide Nanoparticles in Biological Systems” at the Vision Club Research Seminar organized by the Department of Ophthalmology, OU Health Sciences Center, Oklahoma City, Oct. 2015.

22 DMEI OPHTHALMOLOGISTS RECOGNIZED AS BEST DOCTORS IN AMERICA (2015), CASTLE CONNOLLY'S TOP DOCTORS (2015), AND/OR OKLAHOMA SUPER DOCTORS (2016)

Cynthia A. Bradford, MD	<i>Best Doctors in America, Oklahoma Super Doctors, Castle Connolly's Top Doctors</i>
Reagan H. Bradford, Jr., MD	<i>Best Doctors in America, Oklahoma Super Doctors, Castle Connolly's Top Doctors</i>
Bradley K. Farris, MD	<i>Best Doctors in America, Oklahoma Super Doctors, Castle Connolly's Top Doctors</i>
Stephen R. Fransen, MD	<i>Best Doctors in America, Oklahoma Super Doctors, Castle Connolly's Top Doctors</i>
Layne E. Goetzinger, MD	<i>Best Doctors in America</i>
Ralph B. Hester III, MD	<i>Best Doctors in America</i>
P. Lloyd Hildebrand, MD, FACS	<i>Best Doctors in America, Castle Connolly's Top Doctors</i>
David W. Jackson, MD	<i>Best Doctors in America</i>
Mahmoud A. Khaimi, MD	<i>Best Doctors in America</i>
Ronald M. Kingsley, MD	<i>Best Doctors in America, Oklahoma Super Doctors</i>
Theresa A. Larson, MD	<i>Best Doctors in America</i>
Robert E. Leonard II, MD	<i>Best Doctors in America, Oklahoma Super Doctors</i>
Rebecca K. Morgan, MD	<i>Best Doctors in America, Castle Connolly's Top Doctors</i>
Annie Moreau, MD	<i>Best Doctors in America</i>
Anil D. Patel, MD	<i>Best Doctors in America</i>
Steven R. Sarkisian, Jr., MD	<i>Best Doctors in America, Oklahoma Super Doctors, Castle Connolly's Top Doctors</i>
Vinay A. Shah, MD	<i>Best Doctors in America</i>
R. Michael Siatkowski, MD	<i>Best Doctors in America, Oklahoma Super Doctors, Castle Connolly's Top Doctors</i>
Rhea L. Siatkowski, MD	<i>Best Doctors in America</i>
Gregory L. Skuta, MD	<i>Best Doctors in America, Oklahoma Super Doctors, Castle Connolly's Top Doctors</i>
Ann A. Warn, MD, MBA	<i>Oklahoma Super Doctors, Castle Connolly's Top Doctors</i>
Tammy L. Yanovitch, MD	<i>Best Doctors in America</i>

DMEI OPHTHALMOLOGISTS PARTICIPATE IN

A DELEGATION CALLED "LEADERS IN AMERICAN OPHTHALMOLOGY" and led by Dean McGee Eye Institute President and CEO Gregory L. Skuta, MD visited Havana, Cuba, in October 2015 in an academic exchange that included 17 ophthalmologists and 12 guests. Many of the guests also were physicians or health care professionals.



Fifteen of the 17 delegates of "Leaders in American Ophthalmology" are shown in this photograph from the Cuban Institute of Ophthalmology "Ramon Pando Ferrer." They include (first row, left to right) Drs. Christie Morse (Chair, Advisory Board, Foundation of the American Academy of Ophthalmology – AAO), Susan Day (Past AAO President), Keith Carter (Department Chair, University of Iowa), Bruce Spivey (Past AAO Executive Vice President and Past President, International Council of Ophthalmology), Wallace "Lee" Alward (Past Chair, American Board of Ophthalmology), Tamara Fountain (AAO Secretary for Member Services), Richard Lewis (Past President, American Society of Cataract and Refractive Surgery), Jonathan Rubenstein (AAO Secretary for Annual Meeting), and Louis Cantor (AAO Senior Secretary for Clinical Education); (second row, left to right) Drs. Cynthia Bradford (AAO President-Elect), Anne Coleman (Department Vice Chair, University of California–Los Angeles), Daniel Briceland (AAO Senior Secretary for Advocacy), Ronald Pelton (Chair, AAO Ethics Committee), and Philip Rizzuto (AAO Secretary for Communications); and (third row, behind Dr. Bradford) Dr. Robert Wiggins (AAO Senior Secretary for Ophthalmic Practice). Not shown are Drs. Reagan Bradford, Jr. (Clinical Professor, Dean McGee Eye Institute) and Gregory Skuta (Past AAO President).

DELEGATION TO CUBA

While in Havana, the delegation engaged in a dialogue with representatives from the Cuban Ministry of Health, learned about Cuba's health care system and eye care in particular, and visited the University of Havana and a number of health care facilities. These facilities included a community-based health facility known as a policlinico, a retinitis pigmentosa center, and the Cuban Institute of Ophthalmology "Ramon Pando Ferrer." The delegation also interacted closely with the leadership of the Cuban Society of Ophthalmology.

The delegation also included DMEI ophthalmologists Dr. Reagan H. Bradford, Jr. and Dr. Cynthia A. Bradford, who is now President-Elect of the American Academy of Ophthalmology (AAO) and will serve as President in 2017 (see page 9)

"Plans for this visit began prior to the resumption of diplomatic relations between the United States and Cuba. However, given the evolving relationship between these two nations, our visit came at a particularly critical and interesting time," states Dr. Skuta, who served as President of the AAO in 2014. "We learned a great deal about current and future needs in Cuba, both medical and non-medical, and relationships were established that I believe will be mutually beneficial in the years ahead." ■



Delegates visited a school for students with special needs, including students with visual impairment.



Pictured outside the Cuban Institute of Ophthalmology "Ramon Pando Ferrer" are (left to right) Reagan Bradford, Jr., MD, Cynthia A. Bradford, MD, Meisy Ramos Lopez, MD, Juan Raul Hernandez Silva, MD, and Gregory L. Skuta, MD. Dr. Hernandez is President of the Cuban Society of Ophthalmology.

PHILANTHROPY UPDATE

ART ON LOAN FROM LOU C. KERR COLLECTION

LOU C. KERR WAS A HIGH SCHOOL STUDENT at Capitol Hill when she established her first service program. Since then, the Oklahoma City resident has donated her time to many local, state, national, and international organizations. The Dean McGee Eye Institute (DMEI) is very appreciative of her involvement with and support of DMEI and is honored to showcase seven art pieces on loan from her personal collection. Mrs. Kerr is shown with one of these paintings, entitled “Rippled Reflection,” which is on display on the second floor of DMEI’s David W. Parke II, MD Pavilion. ■



Title: “Rippled Reflection”

Artist: Linda KuKuk

Medium: Watercolor and scratch work on clay board black

Date: 2014

Dimensions: 26”x 32”

From the Lou Kerr Collection. Loan courtesy of Mrs. Lou Kerr.



DEAN MCGEE EYE INSTITUTE (DMEI) PATIENT, DONOR, AND FRIEND Mr. Stan D. Miller of Wichita, Kansas, is pictured with his daughter Sydney Miller at DMEI’s 40th Anniversary Celebration held at V2 Events at Vast in Devon Energy Center on November 5. Mr. Miller is a gracious annual donor to DMEI’s Global Eye Care Program, which brings excellence in patient care, education, and clinical research to benefit the underserved in Oklahoma, China, and Swaziland (southeastern Africa). Will you please join Stan Miller and us in helping those who have treatable eye diseases in Oklahoma and other parts of the world? Learn more by visiting www.dmei.org/global-eye-care and www.gec1.org.



NEW DMEI EXECUTIVE DIRECTOR OF DEVELOPMENT

JIM DURBIN HAS BEEN APPOINTED

as the Dean McGee Eye Institute's (DMEI's) new Executive Director of

Development and assumed this role on December 28, 2015. In this position, he will provide oversight and direction to the fundraising, communications, and marketing efforts of the Institute and work to increase awareness of, and financial support for, DMEI.

"I am honored to join an organization with such a fantastic reputation for outreach, research, and education," states Durbin. "The Institute cares for patients from across Oklahoma and from surrounding states, many of whom cannot afford to receive care anywhere else. In addition, DMEI's reputation for research and education is known throughout the U.S., and indeed, around the world."

DMEI President and CEO Gregory L. Skuta, MD, shared, "Jim Durbin is a delightful individual and skilled professional who will further enhance the

success of the Eye Institute in the months and years ahead."

Durbin earned his undergraduate degree from Washington University in St. Louis and a master's degree from the University of Oklahoma. He worked with World Neighbors, Inc. for approximately 10 years, including more than four years as Senior Grants Associate. Durbin later served as Director of Institutional Advancement for Mount St. Mary Catholic High School in Oklahoma City, and then as Executive Director of the INTEGRIS Rural Health Foundation.

Since 2010, Durbin has worked as Executive Director of the Oklahoma Health Care Workforce Center, addressing the state's health care workforce needs. In this role, he also developed *The Clinical Hub*, a web-based software system for scheduling and managing health care student clinical rotations.

Mr. Durbin states, "I look forward to using the lessons I've learned from my previous experiences to help continue the great work DMEI has done over the past 40 years." ■

DONATION FOR NEW AUDIOVISUAL EQUIPMENT

LOVE'S TRAVEL STOPS AND COUNTRY STORES HAS DONATED \$50,000 to the Dean McGee Eye Institute for newly installed audiovisual equipment and updates in the Tullos O. Coston Lecture Hall. Now 40 years old with prior audiovisual equipment at least 15 years old, the Coston Lecture Hall is utilized on a very frequent basis. Use throughout the academic year includes Grand Rounds and lectures for Dean McGee Eye Institute residents and fellows, faculty and employee meetings, scientific symposia, named lectures, visiting professorships, and other special guest speakers.



Vision Scientist Joins Dean McGee Eye Institute Research Team

DARREN J. LEE, PHD HAS BEEN APPOINTED to the Dean McGee Eye Institute's (DMEI's) basic science research faculty as Assistant Professor in the Department of Ophthalmology in the University of Oklahoma (OU) College of Medicine.

Dr. Lee is a National Institutes of Health (NIH) R01 funded vision researcher who comes to DMEI from Boston University School of Medicine (BUSM) with a primary research interest in ocular inflammation (uveitis). He served as an instructor at BUSM after completing his postdoctoral training there and at the Schepens Eye Research Institute and Harvard Medical School in Boston, Massachusetts.

Dr. Lee's National Eye Institute-funded research focuses on a model of experimental autoimmune uveitis. Uveitis is inflammation of the uvea, or pigmented layer of the eye between the inner retina and outer layers of sclera and cornea.

"Dr. Lee's credentials as a gifted vision scientist bring new depth to ideas and potential discoveries for our internationally respected



Darren J. Lee, PhD

research team at the Institute," said Gregory L. Skuta, MD, DMEI President and CEO and Edward L. Gaylord Professor and Chair of the OU Department of Ophthalmology. "Dr. Lee's broad academic background makes him an ideal fit for the unique blend of collaborative and translational research underway at the Dean McGee Eye Institute and at the OU Health Sciences Center."

Dr. Lee earned his Bachelor of Science degree in genetics from the University of California, Davis. He completed his PhD in genetics at the University of New Hampshire and also served as adjunct faculty as a microbiology instructor at New Hampshire Community Technical College before going to Boston for his postdoctoral training. ■

RESEARCH FACULTY— DEPARTMENT OF OPHTHALMOLOGY

Robert E. Anderson, MD, PhD
Martin-Paul Agbaga, PhD
Richard S. Brush, BS
Xue Cai, PhD
Michelle C. Callegan, PhD
Daniel J.J. Carr, PhD

Phillip S. Coburn, PhD
Ana Chucair Elliott, PhD
Michael H. Elliott, PhD
Dimitrios Karamichos, PhD
Darren J. Lee, PhD
Feng Li, MD, MPH, MS

Nawajes A. Mandal, PhD
James F. McGinnis, PhD
Raju V.S. Rajala, PhD
Lily L. Wong, PhD

RESEARCH TO PREVENT BLINDNESS AWARDS GRANT TO OU DEPARTMENT OF OPHTHALMOLOGY

RESEARCH TO PREVENT BLINDNESS (RPB) HAS AWARDED a grant of \$115,000 to the Department of Ophthalmology at the Dean McGee Eye Institute and the University of Oklahoma (OU) Health Sciences Center to support research into causes, treatment, and prevention of blinding diseases. The research will be directed by Gregory L. Skuta, MD, Edward L. Gaylord Professor and Chair of the OU Department of Ophthalmology and President and Chief Executive Officer of the Dean McGee Eye Institute.

RPB is the world's leading voluntary organization supporting eye research. To date, the organization has awarded grants totaling \$5,241,600 to the OU Health Sciences Center, placing it among the top 12 centers in the nation in cumulative RPB funding. Other top programs include Harvard Medical School, Johns Hopkins University, University of California—Los Angeles, University of California—San Francisco, University of

Michigan, Duke University, Washington University – St. Louis, University of Pennsylvania, Columbia University, University of Utah, and University of Southern California.

“This grant will be critical to advancing our Department’s scientific study of retinal degenerations, diabetic eye disease, infectious and inflammatory disease, corneal disorders, and other conditions that can result in vision loss,” Dr. Skuta stated. “Our strong history of support from RPB has played a vital role in the success of the vision research programs on this campus.”

Since it was founded in 1960, RPB has channeled hundreds of millions of dollars to medical institutions throughout the United States for research into all blinding eye diseases. For information on Research to Prevent Blindness, RPB-funded research, eye disorders and the RPB Grants Program, go to www.rpbusa.org. ■

The Samuel Roberts Noble Foundation’s \$75,000 Gift Will Benefit Scientific Recruitment at Dean McGee Eye Institute

THE DEAN MCGEE EYE INSTITUTE (DMEI) HAS ANNOUNCED a \$75,000 gift from The Samuel Roberts Noble Foundation that will benefit scientific recruitment. The Noble Foundation donation will help enable the Institute and the University of Oklahoma (OU) Department of Ophthalmology to recruit additional scientists to conduct biomedical vision research funded by the National Institutes of Health, Research to Prevent Blindness, and other agencies. This gift was supplemented by \$34,000 in support from the members of the DMEI Board of Trustees and DMEI Foundation Board of Trustees.

The Ardmore-based Noble Foundation is a long-time supporter of the Dean McGee Eye Institute and, in recent years, had donated \$1.35 million dollars

towards the expansion of the Institute’s world-class research and clinical facilities in Oklahoma City.

“The Noble Foundation itself has established one of the region’s premier bioresearch centers and, as such, recognizes the impact that such funding can have on promoting basic research capabilities in our state,” said Dr. Gregory Skuta, President and CEO of the Dean McGee Eye Institute and Edward L. Gaylord Professor and Chair of the OU College of Medicine’s Department of Ophthalmology. “We are grateful to the Noble Foundation for its long history of generosity towards the Dean McGee Eye Institute. This support will advance our ability to keep our scientific programs highly competitive and will benefit our patients now and in the future as we continue as national leaders in vision research.” ■

MARTIN-PAUL AGBAGA, PhD HONORED IN FIRST CLASS OF EMERGING VISION SCIENTIST AWARDS BY NATIONAL ALLIANCE

MARTIN-PAUL AGBAGA, PHD, AN ASSISTANT PROFESSOR OF RESEARCH in the Department of Ophthalmology, Cell Biology and the Oklahoma Center for Neuroscience, was among 21 young investigators recognized in the inaugural 2015 Class of Emerging Vision Scientists (EVS) awardees by the National Alliance for Eye and Vision Research (NAEVR) with support from Research to Prevent Blindness (RPB).

The 21 investigators were screened and selected from among vision research scientists across the United States whose efforts have the potential to transform vision research and eye care but who have not yet been awarded their

first independent investigator-initiated grants called R01s, the major grants driving the career development of most research scientists. On October 7, the 21 EVS honorees were on Capitol Hill in Washington, DC, where they attended a Congressional briefing on vision organized by the Alliance for Eye and Vision Research (AEVR) for VISION 2020 USA and a rally supporting research funding, hosted by the Nondefense Discretionary United Coalition. That evening, the EVS awardees presented posters of their research to lawmakers and the Congressional staffers in the Rayburn House Office Building.

On October 8, the EVS awardees visited Congressional delegation offices, where they again shared their research with the goal of delaying and treating eye disease which, if not prevented or delayed, could cost the American taxpayers \$717 billion (inflation adjusted) by 2050 based on a 2014 RPB study. They urged lawmakers to provide sustained and predictable funding for the National Institutes of Health (NIH) for FY2016 and beyond.



Dr. Martin-Paul Agbaga (right) sharing his research and requesting sustained and predictable funding for the National Institutes of Health (NIH) and National Eye Institute (NEI) with Mr. Caleb Krautter (left) in the office of Congressman Steve Russell (R-OK).

Dr. Agbaga said, “The award and visit to Capitol Hill presented the other EVS awardees and me with a unique opportunity to see what goes on there and to educate, advocate, and be the voice for thousands of young investigators across America who have great passion for their research and depend on NIH funding to support their research careers and contributions to discovering treatments and cures for blinding diseases.” During his Capitol Hill visit, Dr. Agbaga interacted with staff members of Oklahoma Senators James Inhofe and James Lankford as well as of Congressman Steve Russell. ■



The 21 Emerging Vision Scientists on Capitol Hill in the Rayburn House Office Building. Dr. Agbaga is pictured in the second row.

PRESBYTERIAN HEALTH FOUNDATION PROVIDES SUPPORT FOR SCIENTIFIC EQUIPMENT AND SYMPOSIA

THE PRESBYTERIAN HEALTH FOUNDATION (PHF) HAS PROVIDED grants to the Dean McGee Eye Institute (DMEI) of \$67,063 and \$10,800 for scientific equipment and symposia respectively.

The scientific equipment includes accessories for a macro-fluorescence microscope, specialized imaging software, a tissue processor, a slide stainer, a microscope camera, and other items that will be housed in DMEI’s Cellular Imaging Core located in the Institute’s David W. Parke II, MD Pavilion. This equipment will benefit the research of nine independently-funded researchers with laboratories at DMEI in addition to other funded vision scientists at the University of Oklahoma Health Sciences Center (OUHSC) and the Oklahoma Medical Research

Foundation. DMEI vision researchers also have benefited within the past year from \$150,000 in scientific bridge funding from PHF.

By helping support the Vision Club and the OU Vision Workshop (see page 22), PHF will provide opportunities for several vision scientists, typically eight to nine annually, to visit the OUHSC campus, give seminars and lectures, and interact with our faculty, postdoctoral fellows, graduate students, and other trainees. While highly beneficial to vision researchers at OUHSC, these programs also provide an opportunity to showcase the vibrant vision research programs on this campus to leading vision scientists from across the country. ■

9th Annual OU Vision Workshop Held

DMEI RESEARCHERS PARTICIPATED in the Ninth Annual University of Oklahoma (OU) Vision Workshop held on September 17-18 in the Rainbolt Family Auditorium at the Samis Education Center located at The Children's Hospital. The Distinguished Keynote Speaker was Dr. Robert Marc, Distinguished Professor of Ophthalmology and Physiology and the Director of Research at the John A. Moran Eye Center at the University of Utah. This year's workshop awarded travel awards to the top paper presentations. Best paper winners were: Derek Royer, a graduate student from Dr. Daniel Carr's laboratory, who received the Wei Cao Award for Innovation; Angelica Harper, a graduate student from Dr. Jody Summer's laboratory, who received a Robert E. Anderson Best Paper Award; and Dustin Masser, a graduate student from Dr. Willard Freeman's laboratory, who received a Robert E. Anderson Best Paper Award. An award for the best program cover photo competition was given to Joseph Wilkerson, a graduate student with Dr. Nawajes Mandal.




Derek Royer (left) is congratulated by Dr. Robert Marc (right) as the recipient of the Wei Cao Award for Innovation for the OU Vision Workshop. Dr. Marc from the University of Utah's John A. Moran Eye Center was the Workshop's Distinguished Keynote Speaker. Other award winners are acknowledged in the accompanying article.

The 2015 OU Vision Workshop benefited from the generous support of VWR Inc., the Presbyterian Health Foundation, the Dean McGee Eye Institute, the OU Health Sciences Center Graduate College, and Dr. Anne Pereira (Department of Pharmaceutical Sciences). ■

DR. DANIEL J.J. CARR RECEIVES RESEARCH AWARD



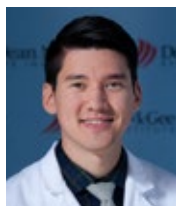
Daniel J.J. Carr, PhD



Ana Chucair-Elliott, PhD

DANIEL J.J. CARR, PHD, RECEIVED A RESEARCH AWARD from the Oklahoma Center for Adult Stem Cell Research for 2016. Dr. Carr and Ana Chucair-Elliott, PhD, will direct the study. According to Dr. Carr, "We have identified a unique population of cells in the cornea that resemble neural stem cells. Experimentally, these cells are responsive to herpes simplex virus type 1 (HSV-1), a common human pathogen that can have devastating effects in the cornea of patients. This award allows us to begin to evaluate the response of these cells to HSV-1 infection in terms of the gene profile as well as the capacity to differentiate and contribute to corneal innervation. We are very excited about this opportunity to study such a unique and unexplored area of corneal vision science through this award." ■

DEPARTMENT OF OPHTHALMOLOGY UNIVERSITY OF OKLAHOMA 2015-2016 **NEW RESIDENTS & FELLOWS**



Joshua F. Hendrix, MD
First-year Resident
College: Marshall University
Medical School: Marshall University
School of Medicine



Christina M. Lippe, MD
First-year Resident
College: Ursinus College
Medical School: Pennsylvania State
University College of Medicine



Andrew T. Melson, MD
First-year Resident
College: Saint Louis University
Medical School: Saint Louis University
School of Medicine




Jason C. Smart, MD
First-year Resident
College: Brigham Young University
Medical School: Texas A&M College
of Medicine



Austin P. Bell, MD
Glaucoma Fellow
Medical School: University of Arkansas
College of Medicine
Residency: University of Tennessee
Health Sciences Center, Memphis



Jared R. Jackson, MD
Oculoplastics Fellow
Medical School: University of Iowa
College of Medicine
Residency: Dean McGee Eye Institute/
University of Oklahoma



Roy E. Lehman, MD
Cornea and External Disease Fellow
Medical School: Texas A&M College
of Medicine
Residency: Scott & White Eye Institute/
Texas A&M College of Medicine



Hemang K. Pandya, MD
Retina Fellow
Medical School: Chicago Medical School
Residency: Kresge Eye Institute/Wayne
State University



Jewel L. Sandy, MD
Global Eye Care Fellow
Medical School: Loma Linda University
School of Medicine
Residency: University of
Alabama-Birmingham

Dean McGee Eye Institute Ophthalmology Symposium 2016



SAVE THE DATE — June 4, 2016
40TH OU RESIDENT AND ALUMNI MEETING
37TH TULLOS O. COSTON LECTURE


Carol L. Shields, MD
Professor, Jefferson Medical College, Wills Eye Institute, Philadelphia, Pennsylvania
Samis Education Center, The Children's Hospital, Oklahoma City

DMEI Distinguished Lecturer Series 2016

- January 11 **Douglas J. Rhee, MD**
*Chair, Department of Ophthalmology
Case Western Reserve University
Cleveland, Ohio*
TOPIC: Glaucoma
- March 21 **Thomas J. Whittaker, JD, MD**
University of Kansas, Kansas City, Kansas
TOPIC: Neuro-ophthalmology/Medicolegal Considerations
- May 9 **Jeffrey Rutgard, MD, MS**
*Surgical Instructor, SEE International,
Hawaiian Eye Foundation*
TOPIC: International Humanitarian Service/
MSICS Course and Wet Lab
- June 4 **37TH ANNUAL TULLOS O. COSTON LECTURE**
Carol L. Shields, MD
Wills Eye Hospital, Philadelphia, Pennsylvania
TOPIC: A Generation of Progress with Intraocular Tumors



On August 17, Glenn H. Strauss, MD (center), Chief Medical Officer, Help Me See, New York, New York, spoke to DMEI residents and fellows about global ophthalmology as part of the Distinguished Lecturer Series.



On October 12, William J. Feuer, MS (center), Distinguished Lecturer from the Bascom Palmer Eye Institute, University of Miami Miller School of Medicine, provided instruction in biostatistics to DMEI residents and fellows.

SAVE THE DATE: Monday, September 26, 2016

THE 25TH ANNUAL WALTER J. STARK MEMORIAL LECTURESHIP

8:30 am–9:30 am • Tulllos O. Coston Lecture Hall

Alfred Sommer, MD, MHS

*Gilman Scholar and University Distinguished Service Professor, Johns Hopkins University
Johns Hopkins Professor of Epidemiology, Ophthalmology, and International Health
Dean Emeritus, Johns Hopkins Bloomberg School of Public Health*



39TH ANNUAL DMEI Ophthalmology Symposium/ OU Resident and Alumni Meeting



Gregory L. Skuta, MD, Andrew G. Lee, MD, William S. Clifford, MD, and Steven R. Sarkisian, Jr., MD (left to right) pose for a picture after the 36th Annual Tullos O. Coston, MD Lecture held at the Samis Education Center on Saturday, June 13. Dr. Lee, Chair of the Department of Ophthalmology at the Houston (Texas) Methodist Hospital, delivered the 2015 Coston Lecture, which was entitled "Neuro-Ophthalmology in Outer Space."



Members of the DMEI family enjoy the reception held at The Beacon Club prior to the 36th Annual Tullos O. Coston, MD Lecture Speakers Dinner on Friday, June 12.



Alison Acers Jetton, Ann Acers Warn, MD, MBA, and Angie Acers Crisp (left to right), daughters of the late Dr. Thomas E. Acers, enjoy the Acers Society Reception held at V2 Events at Vast on Saturday, June 13 to honor their father. Dr. Acers was the Dean McGee Eye Institute's founding president.



William S. Clifford, MD (center), Chair of the Acers Society Board, presents an Acers Society Lifetime Member plaque to DMEI ophthalmologist, Andrew K. Bailey, MD (right), during the 12th Annual Acers Society Reception on Saturday, June 13. Donald E. Beahm, MD, a resident under Dr. Acers at the time of DMEI's dedication in 1975 and also shown in the photo (left), served as the guest speaker for the Acers Society Reception.



DMEI residents, fellows, and other attendees during the annual symposium held at the Samis Education Center on Saturday, June 13.

24TH ANNUAL Walter J. Stark Memorial Lectureship



Bartly J. Mondino, MD

THE 24TH ANNUAL WALTER J. STARK MEMORIAL LECTURE

was delivered by Bartly J. Mondino, MD in the Tullios O. Coston, MD Lecture Hall on September 28. Dr. Mondino's presentation was entitled "Infectious Corneal Ulcers: Biopsies? Steroids?" He is the

Bradley R. Straatsma, MD Professor and Chair of the Department of Ophthalmology, David Geffen School of Medicine, University of California-Los Angeles (UCLA), and Director of the Jules Stein Eye Institute.

Dr. Mondino earned his undergraduate and medical degrees from Stanford University and completed an ophthalmology residency at Cornell University-New York Hospital. He then served as a fellow in cornea/external disease at the University of Pittsburgh Eye and Ear Hospital, where he remained on the faculty for six years. In 1982, Dr. Mondino was recruited to the Jules Stein Eye Institute, UCLA School of Medicine, and in 1994 was appointed as Chair of the Department of Ophthalmology and Director of the Jules Stein Eye Institute.

One of the most distinguished leaders in American ophthalmology, Dr. Mondino has served as

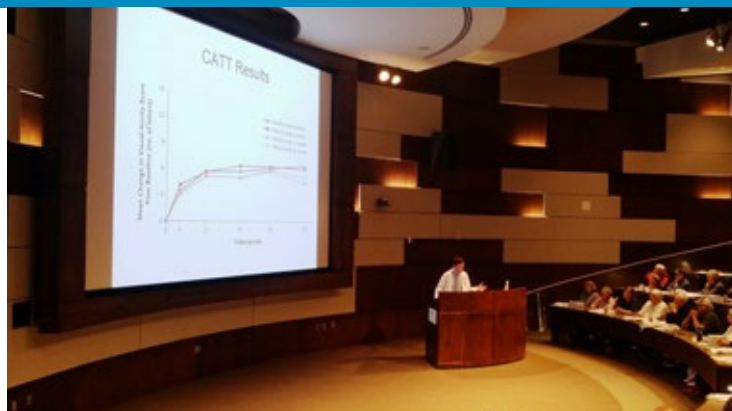
Vice President of the National Alliance for Eye and Vision Research and President of the Association of University Professors of Ophthalmology (AUPO), for which he also served as Executive Vice President from 2005-2015. He has received numerous honors and awards, including the American Academy of Ophthalmology's Senior Achievement Award and Secretariat Award, and has served on several editorial boards.

Dr. Mondino's research interests focus on ocular inflammation and immunity, are detailed in his more than 240 publications, and received approximately 20 years of R01 support from the National Eye Institute. He has published extensively on autoimmune diseases of the external eye and contact lens-related corneal ulcers. ■



Dr. Mondino with members of the Stark Family. Pictured (left to right) are Penny Replogle, Andria Heafy, Ashley Stark Ford, Dr. Walter J. Stark, Jr., Dr. Bartly J. Mondino, Jay Stark, Polly Stark, and Susan Moorman.

13th Annual Macular Degeneration/ Low Vision/Glaucoma (MDLVG) Seminar



THE DEAN MCGEE EYE INSTITUTE (DMEI) AND MEMBERS OF

the Delta Gamma sorority from the University of Oklahoma welcomed over 80 patients and guest to the 13th Annual Macular Degeneration/Low Vision/Glaucoma (MDLVG) Seminar held at the Samis Education Center on Friday, October 30. Guests heard from low vision specialist Rebecca K. Morgan, MD, glaucoma specialist Steven R. Sarkisian, Jr., MD, and senior resident Jonathan M. Perkins, MD from DMEI. Other speakers included Cathy Holden, COMS and Marlene Snow, OTR/L, NewView Oklahoma; Deborah Trout, COMS, Oklahoma Department of Rehabilitation Services; and Judy Brookover, Library for the Blind & Physically Handicapped, State of Oklahoma.

Protecting the gift of sight is one of Delta Gamma's highest priorities. DMEI is one of three approved organizations in the state where these young women contribute volunteer service hours while fulfilling their mission of "Service for Sight" and the Institute's mission of "...serving all Oklahomans and the global community through excellence and leadership in patient care, education, and vision research."

Supporting sponsors for the 2015 MDLVG Seminar included: Alcon Laboratories, Samis Education

Center, Southwestern Group of Companies, and ComTech Design & Mail. Exhibiting companies were DMEI Optical Services, Genuine Care Rehabilitation, Inc. and Easy Living Concepts, Oklahoma Library for the Blind and Physically Handicapped, and Precision Optical. ■

2015 SERVICE, TEACHING, AND RESEARCH AWARDS

*Oklahoma Academy of Ophthalmology
Distinguished Service Award*
Cynthia A. Bradford, MD

Edward and Thelma Gaylord Faculty Honor Award
Annie Moreau, MD, FACS

Excellence in Attending at VA Award
Andrew K. Bailey, MD

Dr. and Mrs. T.E. Acers Resident Honor Award
Andrew A. Wilson, MD

*Robert G. Small, MD Resident Award for Medical
Student Education*
Evan C. Sussenbach, MD

A Top-Notch Training Program

A DEEP COMMITMENT TO SUPERIOR RESIDENT EDUCATION has been a hallmark of the Dean McGee Eye Institute (DMEI) since its inception four decades ago. Today, the program is one of the top in the country.

“It’s extremely important for us to effectively train future generations of ophthalmologists,” says Gregory L. Skuta, MD, who in 2009 became the Eye Institute’s third President and Chief Executive Officer. “The Eye Institute’s founding President, Thomas E. Acers, MD, was passionate about resident education. It has been imbedded in our culture and fabric from the very beginning and even before the Institute was officially dedicated in 1975. The second President, David W. Parke II, MD, and I as the third President also recognize the importance of building and advancing strong educational programs.”

Leadership, of course, is key to the success of any residency program. DMEI’s Residency Program Director, R. Michael Siatkowski, MD, who joined the Eye Institute in 1999 and became the Program Director in 2011, is recognized as one of the best.

“Mike is absolutely a world-class educator and is very committed to making DMEI’s one of the best residency programs in the country,” Skuta says. “We’re very proud of the fact that our residents here have, without question, one of the strongest surgical and clinical experiences in the speciality of ophthalmology.”

In his role as Program Director, Siatkowski sees himself as part manager and administrator, part faculty motivator, and part resident equipper. “As an administrator, I’m responsible for making sure things get

...continued on next page...



In addition to the outstanding residency program featured in this article, DMEI has a strong commitment to its ophthalmology fellowship programs. Post-residency fellowship training is offered in cornea/external disease, glaucoma, global eye care, neuro-ophthalmology, oculoplastic surgery, and retina/vitreous. DMEI/OU's 2015-2016 residents and fellows are pictured above.



Second-year resident, Ilya (Eli) Sluch, MD, examines patient in the Thomas E. Acers, MD Pavilion.

done and get done well,” he explains. “But I hope I’ve also increased the culture of excitement among faculty about participating in education without it being excessively burdensome. And I am committed to equipping our residents to succeed in their individual spheres of influence, whatever they may be.”

By virtually any measure, Siatkowski has succeeded. In the nearly five years since taking the helm of the residency education program, he has overseen many milestones, including, but by no means limited to:

- Increase in the number of new residents from three to four a year (with plans to raise that number to five)
- Increase in the number of residency applications from 336 in 2011 to 435 in 2015
- Addition of new rotations like ocular oncology and such electives as the “Business of Ophthalmology”

- Addition of opportunities for residents to travel to China or Africa with faculty who participate in the Eye Institute’s Global Eye Care Program
- Development of a microsurgical training facility (Sarkeys Foundation Microsurgical Education Center) that contains a computer-driven device that can simulate cataract surgery
- Growth in average number of resident experiences as primary surgeon from 801 in 2012 to 987 in 2015
- Addition of a biostatistician and ocular pathologist/oncologist to the faculty (among others)
- Participation in a LASIK course and VISX excimer laser certification
- Reconstitution of the Distinguished Lecturer Series
- Improved collaboration between clinicians and basic scientists
- Increase in resident-driven research, presentations, and publications

Based on these and other program metrics, Skuta believes that the Eye Institute’s residency program is among the top five to ten in the country in terms of overall experience. “But beyond that, we have residents who are engaged and professional, committed to each other, and dedicated to their patients,” he says. “They are wonderful young men and women who are extremely bright and very gifted both clinically and surgically.”

“What makes the Dean McGee Eye Institute such a superb residency program is that we expose the residents to great clinical and surgical volume, outstanding basic science and clinical research, a global initiative, and faculty



Dr. R. Michael Siatkowski (left) is recognized by Dr. Gregory L. Skuta (right) at the June 2015 Resident/Alumni Dinner for his leadership of one of the nation's most respected residency programs.

who hold leadership positions in the American Academy of Ophthalmology (AAO), American Board of Ophthalmology (ABO), the state society, and subspecialty societies,” notes Siatkowski, who

“...the program's excellence was recognized with a No. 16 spot in Doximity's peer rankings...”

himself was on the ABO Board of Directors and served as Vice Chair of the Residency Review Committee (RRC) for Ophthalmology for the Accreditation Council for Graduate

Medical Education (ACGME). “These are all different facets of a career. No matter what path our residents want to pursue, they will be exposed to all of these components during their residencies so that we can prepare them for success in each one. Many residency programs are good in two or three of those areas, but we have the whole picture, so it provides a unique opportunity for residents.”

This year, the program's excellence was recognized with a No. 16 spot in Doximity's peer rankings of 116 U.S. residency programs. That ranking placed DMEI in great company, just below Emory University, Oregon Health and Science University, Baylor College of Medicine, and Washington University—St. Louis and higher than some other well-established and excellent programs.

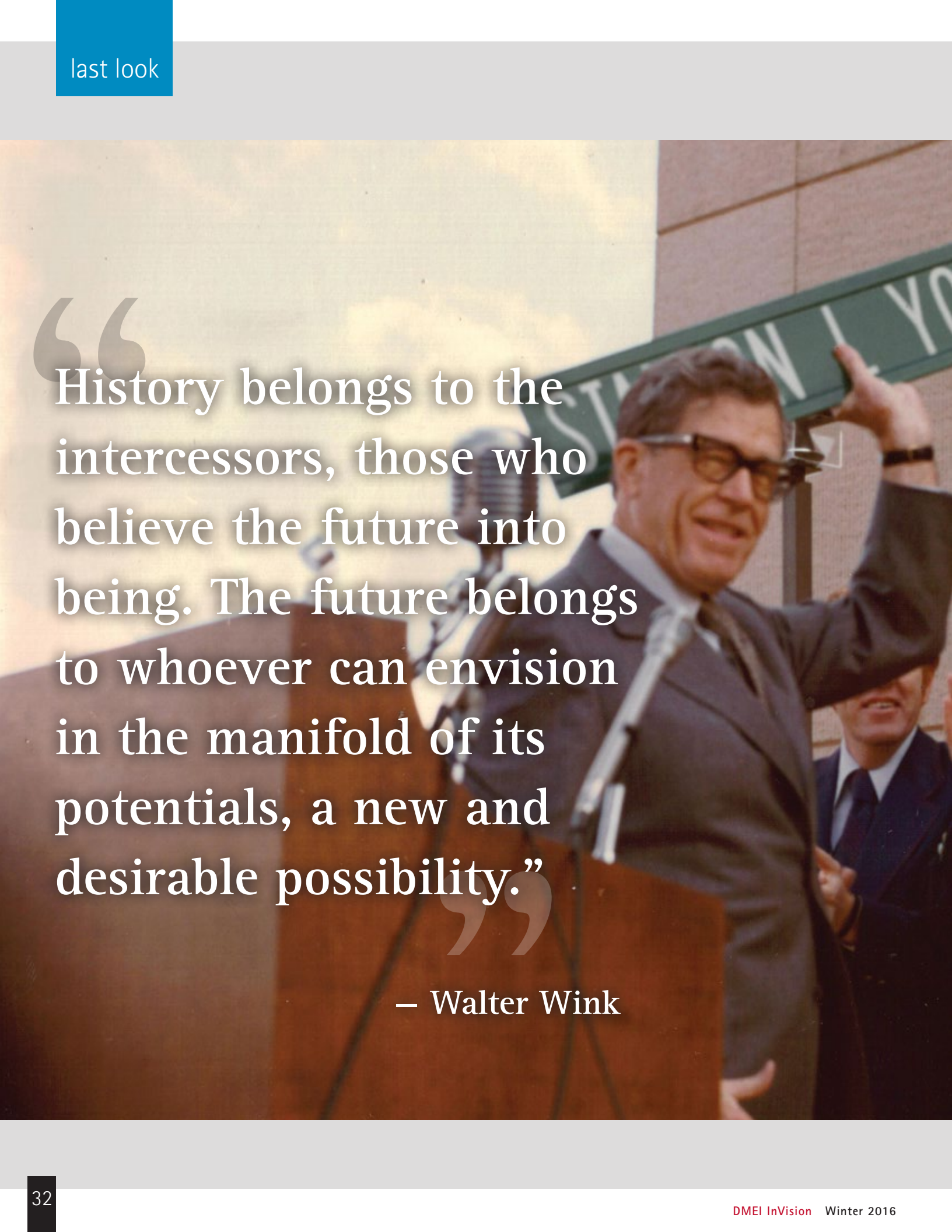
“If applicants don't come here for their residencies,” Skuta says, “they are going to the Bascom Palmer Eye Institute (No. 1 in the Doximity rankings), Wills Eye Hospital (No. 2), the University of Iowa (No. 4), Duke University (No. 7), the University of Michigan



Dr. Andrew Wilson, a third-year resident, examines a patient during the Annual Children's Hospital Expo held at the Children's Hospital of Oklahoma on the OU Health Sciences Center campus.

(No. 8), and other leading programs. Clearly, we are competing with the very best programs in the country for our residents.”

“We are very proud of our programs and residents, and hope that all Oklahomans are as well, because the young ophthalmologists we are training here are absolutely world class,” he adds. “I'm sure Dr. Acers and Mr. McGee would be very proud, too.” ■

A photograph of a man in a dark suit, white shirt, and tie, wearing glasses. He is smiling and holding a green sign that says "STANLEY" in white letters. He is standing in front of a wooden podium with a microphone. The background is a brick wall and a cloudy sky.

“History belongs to the intercessors, those who believe the future into being. The future belongs to whoever can envision in the manifold of its potentials, a new and desirable possibility.”

– Walter Wink

JUNG DR





608 Stanton L. Young Blvd.
Oklahoma City, OK 73104

*Please notify us at (405) 271-7801 if you
wish to be removed from our mailing list.*

NON-PROFIT ORG.
U.S. POSTAGE
PAID
OKLA. CITY, OK
PERMIT NO. 853

• DMEI • invision

inside this issue:

Ophthalmologists Participate in Delegation to Cuba p. 14

New DMEI Executive Director of Development p. 17

Distinguished Lecturer Series p. 24

www.dmei.org