



focus on leadership
in innovation:
*Oklahoma's
Ophthalmology
Pioneers*

• DMEI •
inVIsion

A PUBLICATION OF THE DEAN MCGEE EYE INSTITUTE

patient care
education
vision research
leadership
service

DMEI clinical directory

Oklahoma Health Center

DMEI Acers and Parke Pavilions
608 Stanton L. Young Blvd. ■ Oklahoma City, OK 73104
405.271.6060

Comprehensive Ophthalmology/ Cataract and Ophthalmic Surgery/ Premium Cataract Surgery

405.271.1090 ■ 800.787.9012
John M. Bell, MD*
Cynthia A. Bradford, MD*
Victoria A. Bugg, MD* (November 2021)
Brian K. Firestone, MD*
Layne E. Goetzinger, MD*
David W. Jackson, MD*
Carolyn E. Kloek, MD*
Andrew T. Melson, MD*
Deana S. Watts, MD

Contact Lenses

405.271.6084 ■ 800.787.9012
Rachel M. Caywood, OD, FAAO
Scott Samples, NCLE-AC, CPOT

Cornea (Surgical) and External Disease/ Corneal Cross-Linking

405.271.1095 ■ 800.787.9017
Aman Mittal, MD*
Kamran M. Riaz, MD*
Rhea L. Siatkowski, MD*

Cornea (Medical) and External Disease

405.271.1095 ■ 800.787.9017
Thomas C. Wolf, MD

Glaucoma

405.271.1093 ■ 800.787.9015
Andrew K. Bailey, MD*
Ben J. Harvey, MD*
Mahmoud A. Khaimi, MD*
Gregory L. Skuta, MD

LASIK and Refractive Surgery

405.271.2500 ■ 877.406.4193
David W. Jackson, MD*
Aman Mittal, MD*
Kamran M. Riaz, MD*

580.250.5855
Jean R. Hausheer, MD, FACS*

Low Vision Rehabilitation

405.271.1793 ■ 800.787.9012
Rebecca K. Morgan, MD

Neuro-Ophthalmology/Adult Strabismus

405.271.1091 ■ 800.787.9013
Andrew T. Melson, MD*
James C. O'Brien, MD
Anil D. Patel, MD, FRCSC, FACS

405.271.1094 ■ 800.787.9016
R. Michael Siatkowski, MD, MBA

Ocular Oncology/Ophthalmic Pathology

405.271.7825 ■ 800.787.9012
Brian K. Firestone, MD*

Ocular Prosthetics

405.271.3391 ■ 800.787.9012
Nancy A. Lambert, BCO

Ophthalmic Plastic & Reconstructive Surgery

405.271.1096 ■ 800.787.9018
Annie Moreau, MD, FACS
Jeremy F. Tan, MD

Optical Services

405.271.6174 ■ 800.787.9012

Optometry

405.271.1090 ■ 800.787.9012
Rachel M. Caywood, OD, FAAO
Dana M. Garber, OD, FAAO
Brandalyn D. Loyko, OD
Jessica L. Lucas, OD, FAAO

Pediatric Ophthalmology/Strabismus

405.271.1094 ■ 800.787.9016
Maria E. Lim, MD**
R. Michael Siatkowski, MD, MBA
Tammy L. Yanovitch, MD, MHSc
Emily M. Zepeda, MD**

Laurie A. Hahn-Parrott, CO, COT, MBA
(orthoptist)

Retina/Vitreous

405.271.1092 ■ 800.787.9014
Reagan H. Bradford Jr., MD
Stephen R. Fransen, MD
Ronald M. Kingsley, MD
Sun Young Lee, MD, PhD
Jila Noori, MD
Vinay A. Shah, MD

Stephenson Refractive Surgery/Laser Center

405.271.2500 ■ 877.406.4193

Trauma/Emergency

405.271.6060 ■ 800.787.9012

Uveitis

405.271.1092 ■ 800.787.9014
Jila Noori, MD
Thomas C. Wolf, MD

Dean McGee Eye Institute Satellite Locations

NORTHWEST OKC

3500 N.W. 56th, #101, Oklahoma City, OK 73112
405.271.9500

Comprehensive Ophthalmology/Cataract and Ophthalmic Surgery/Premium Cataract Surgery

Ralph B. Hester III, MD*

Ophthalmic Plastic & Reconstructive Surgery

Annie Moreau, MD, FACS

Optometry

Tasha J. Schellenberg, OD

Optical Services

405.271.9506

EDMOND

1005 Medical Park Blvd., Edmond, OK 73013
405.271.0913

Comprehensive Ophthalmology/Cataract and Ophthalmic Surgery

John M. Bell, MD*

Glaucoma/Comprehensive Ophthalmology/ Ophthalmic Surgery

Andrew K. Bailey, MD*

Neuro-Ophthalmology/Comprehensive Ophthalmology

Anil D. Patel, MD, FRCSC, FACS

Ophthalmic Plastic & Reconstructive Surgery

Jeremy F. Tan, MD

Optometry

Angela M. Plant, OD, FAAO
Jessica L. Lucas, OD, FAAO

Pediatric Ophthalmology and Strabismus

Maria E. Lim, MD**

Optical Services

405.271.0909

LAWTON

3201 W. Gore Blvd., #200, Lawton, OK 73505
580.250.5855

Comprehensive Ophthalmology/Cataract and Ophthalmic Surgery/Premium Cataract Surgery

Ann Acers-Warn, MD, MBA*
Jean R. Hausheer, MD, FACS*

Ophthalmic Plastic & Reconstructive Surgery

Jeremy F. Tan, MD

Retina/Vitreous

Vinay A. Shah, MD

Optical Services

580.585.5425

McGee Eye Surgery Center (MESc)

Harold Hamm Diabetes Center
1000 N. Lincoln Blvd., Suite 150
Oklahoma City, OK 73104
405.271.3363

Medical Director: Robert J. Christensen, MD

*DMEI Ophthalmologist Performing Cataract Surgery in Adults

**DMEI Ophthalmologist Performing Cataract Surgery in Children

Dean McGee Eye Institute

Home to the Department
of Ophthalmology of the
University of Oklahoma
College of Medicine

R. Michael Siatkowski, MD, MBA
DMEI Chief Executive Officer
Edward L. Gaylord Professor and Chair
David Ross Boyd Professor
Department of Ophthalmology
University of Oklahoma

Gregory L. Skuta, MD
DMEI Past President
David W. Parke II, MD Professor
Regents' Professor and Past Chair
Department of Ophthalmology
University of Oklahoma

Garyl G. Geist, MAcc
DMEI Executive Vice President
and Chief Operating Officer
Administrator, Department of Ophthalmology

Kimberly A. Howard
DMEI Vice President of Finance
and Chief Financial Officer

Mark A. Wyckoff
DMEI Vice President for Medical Informatics
and Technology

Jim Durbin
DMEI Executive Director of Development

Co-Editors
Nicole M. Glenn
Gregory L. Skuta, MD
R. Michael Siatkowski, MD, MBA

Contributors
Jim Durbin
Melody A. Marcum, MHR
Sandy Stewart

Feature Writer
April Wilkerson

Design and Layout
Christi Cooper, Cooper & Heart Creative

DMEI *InVision* is published twice yearly by the
Dean McGee Eye Institute.

For more information about this publication or to
be placed on the mailing list, please contact:

Development Office
Dean McGee Eye Institute
608 Stanton L. Young Blvd., Suite 346
Oklahoma City, OK 73104
405.271.1611

DMEI *InVision* is online at:
dmei.org/publications

The Dean McGee Eye Institute is dedicated
to serving all Oklahomans and the global
community through excellence and leadership in
patient care, education, and vision research.



• DMEI • inVision

SUMMER 2021

IN THIS ISSUE

invisions

2 chief executive officer's view

4 news

- Two Appointed to DMEI/OU Clinical Faculty
- Geist Elected to New Role with Association of University Professors of Ophthalmology
- Dr. Kamran M. Riaz Recognized by *Oklahoma Magazine* & *The Journal Record*
- Three Longtime DMEI Employees Retire
- Dr. Bradley K. Farris to Receive 2021 AAO Outstanding Humanitarian Service Award
- 16 DMEI Physicians on *Castle Connolly Top Doctors List*
- Linda P. Lambert Retires from DMEI Board of Directors

12 faculty & staff

- Dr. Annie Moreau Awarded Edith Kinney Gaylord Presidential Professorship
- Dr. Andrew K. Bailey Accepted into Alpha Omega Alpha Honor Medical Society
- Dr. Carolyn E. Kloek Named Associate Residency Program Director
- Dr. Tammy L. Yanovitch Elected to Academy of Teaching Scholars
- Clinical Care Staff Certification Update
- Mark A. Wyckoff Promoted to Vice President for Medical Informatics and Technology
- Faculty & Staff Awards and Activities
- Employee of the Month Program

donors

21 philanthropy update

- Masonic Charity Foundation of Oklahoma Endows Distinguished Lecture Series
- Meet Another DMEI Centenarian
- G. Rainey Williams Jr. Recognized for 8 Years of Service as Chair of DMEI Foundation Board
- Note from a Patient Financial Assistance Program (PFAP) Family
- Patient Grateful for Vision-Saving Surgery
- Delta Gamma and "Service for Sight"
- Lawton Woman Leaves Legacy Gift
- Doctors' Day 2021
- Doctors' Day 2021 Donors
- 2020 Annual Donors
- 2020 Acer Society
- DMEI Launches Campaign for Alumni Professorship
- 3 Ways to Put Family First

invisions

35 research

- Dr. Michael H. Elliott Awarded Presbyterian Health Foundation Presidential Professorship
- Dr. Sun Young Lee Awarded First Mina Chung WinR Research Award
- Save the Date: 5th Annual Robert E. Anderson, MD, PhD Lecture & 14th Annual OU Vision Workshop
- T32 Training Grant Awarded by National Eye Institute
- Research Faculty—Dept. of Ophthalmology

38 education

- Save the Date: Table Rock Regional Roundup 2021
- Distinguished Visiting Lecturer
- Dr. Andrew R. Osborn Named New Chief Resident
- Dr. Juliana C. Bryant Receives 2021 Dean McGee Award in Ophthalmology
- OU Department of Ophthalmology Graduates of 2021
- OU Department of Ophthalmology Incoming 2021 Residents & Fellows
- Battery Recycling Initiative
- Save the Date: 29th Annual Walter J. Stark Memorial Lectureship
- 45th Annual DMEI Ophthalmology Symposium/OU Resident and Alumni Meeting, 41st Annual Tullis O. Coston, MD Lecture
- Save the Date: 46th Annual DMEI Ophthalmology Symposium/OU Resident and Alumni Meeting
- Resident/Alumni Meeting Awards
- DMEI Ranked Among Top 8 Public Institutions in *U.S. News & World Report* and *Doximity* Surveys

feature focus

48 Oklahoma's Ophthalmology Pioneers

58 focus on myopia

- Managing the Progression of Myopia

last look

60 Pioneer

PICTURED ON FRONT COVER:

James H. Little, MD
James B. Wise, MD
Mark A. Terry, MD

Bradley K. Farris, MD
Ronald R. Krueger, MD
Mahmoud A. Khaimi, MD



The Preferred Eye Care Provider of the OKC Thunder

CELEBRATING A LEGACY OF Oklahoman Innovation in Ophthalmology

WE ALL KNOW OKLAHOMA AS A PLACE WITH WONDERFUL PEOPLE AND A HIGH QUALITY OF LIFE. Oklahoma is also known for our great sports teams, our energy industry, and our propensity for tornadoes. But when people hear the word “*innovations*,” Oklahoma is generally not the first place that comes to mind.

The truth is, however, that we have a long history of developing new technology that undergoes widespread adoption and creates lasting changes. One of our most famous native sons, Wiley Post, helped to invent the first pressurized flight suit in 1934. The parking meter, the shopping cart, the Ditch Witch, and the yield sign were all invented in the first half of the last century by ordinary Oklahomans Carl Magee, Sylvan Goldman, Ed Malzahn, and Clinton Riggs, respectively. More recently, voicemail, the Nautilus workout machine, and next-generation radar were developed by Oklahomans. And today, there are many scientists working in the burgeoning biotechnology industry in Oklahoma who are producing new treatments for severe infections, neurological diseases, and diabetes. The area just east of downtown Oklahoma City extending to the University of Oklahoma Health Sciences Center is now known as the Innovation District,



R. Michael Siatkowski, MD, MBA

and the Dean McGee Eye Institute (DMEI) sits right in the middle of it all.

Although we don't toot our own horn that often, ophthalmologists who have worked or trained in Oklahoma—all of them with strong connections to DMEI—have made truly innovative advances in patient care. They are like the Thomas Edisons of ophthalmology. In the feature story of this issue of *InVision*, you will read about these cataract, glaucoma,

corneal, neuro-ophthalmologic, and refractive surgeons who have literally changed the practice of ophthalmology worldwide. They are humble, understated, and genteel people who do not seek the spotlight and deserve much more recognition than they receive. We are proud to have them as part of the legacy of Oklahoma ophthalmology.

As you enjoy these profiles, I'd like to remind you how important the entire spectrum of medical research is to fulfilling the mission of DMEI. We have brilliant scientists working to understand the basic mechanism of how different diseases cause visual loss, in order to develop effective treatments that target these causes. We have the most talented ophthalmologists using the newest drugs and performing the most state-of-the-art surgical procedures to preserve and restore vision in our patients. The middle ground between these two areas of laboratory science and applying new treatments is termed "translational research." It's also referred to as "moving from the bench to the bedside." The people who work in this space are vital for new treatments to come to fruition. Our goal at DMEI is to be excellent in all of these areas.

“Ophthalmologists who have worked or trained in Oklahoma—all of them with strong connections to DMEI—have made truly innovative advances in patient care.”

One final attribute that Oklahomans are known for is our strong work ethic. The unpredictable cycles of Oklahoma weather, industry, politics, and economics have blessed us with a wonderful attitude of steadfast perseverance. Those who make an impact must train, think, study, and work very hard for very long periods of time. They endure dozens, if not hundreds, of failures before success strikes.

But they inspire and motivate us to do the same. These are the characteristics of our DMEI doctors and teachers and scientists who work together to fulfill our pledge to our patients: vision...for life.

Thank you for your support of the Dean McGee Eye Institute!



R. Michael Siatkowski, MD, MBA
Chief Executive Officer
Dean McGee Eye Institute
Edward L. Gaylord Professor and Chair
David Ross Boyd Professor
Department of Ophthalmology
University of Oklahoma College of Medicine

Two Appointed to DMEI/OU Clinical Faculty

AMAN MITTAL, MD JOINED THE DEAN MCGEE EYE INSTITUTE (DMEI) and the University of Oklahoma (OU) Department of Ophthalmology in August as a clinical assistant professor in cornea/external disease/refractive surgery.



*Aman Mittal, MD
Clinical Assistant Professor*

Dr. Mittal was born in California and grew up in Florida. He earned his bachelor of science degree (*magna cum laude*) in biomedical engineering from Duke University and his medical degree from Keck School of Medicine of the University of Southern California. He completed his internship in internal medicine at White Memorial Medical Center in Los Angeles and his residency in ophthalmology at the University of Texas Health Science Center in Houston. Prior to joining the DMEI/OU faculty, Dr. Mittal served as a cornea/external disease/refractive surgery fellow at the Gavin Herbert Eye Institute, University of California-Irvine, which provided a broad spectrum of clinical and surgical experience.

Dr. Mittal is a self-described foodie and already enjoys Thunder basketball. He is also an accomplished tennis player and speaks three foreign languages.

Regarding Dr. Mittal's recruitment to the faculty, Dr. R. Michael Siatkowski, DMEI's chief executive officer and the Edward L. Gaylord professor and chair of the OU Department of Ophthalmology, states, "Dr. Mittal has received universal commendations throughout his medical career, and we are delighted to welcome him and his much-needed services to the Dean McGee Eye Institute!"



*Victoria A. Bugg, MD
Clinical Assistant Professor*

In November, Victoria A. Bugg, MD will become a full-time member of the comprehensive ophthalmology service at DMEI/OU. She is also a clinical assistant professor.

Dr. Bugg served as chief resident at DMEI/OU for the 2020-2021 academic year,

which ended on June 30. On June 5, she was awarded the Robert G. Small, MD Resident Award for Medical Student Education. To learn more about Dr. Bugg and her new faculty appointment, please refer to page 14 in the Winter 2021 edition (issue 22) of DMEI *InVision*. ■

Geist Elected to New Role with Association of University Professors of Ophthalmology

GARYL G. GEIST, MACC HAS BEEN ELECTED AS SECRETARY OF THE ASSOCIATION OF UNIVERSITY PROFESSORS OF OPHTHALMOLOGY'S (AUPO'S)

Administrator Council. He has served as a trustee-at-large on the AUPO Administrator Council since 2018, assumed his role as secretary on April 1, 2021, and will serve in this position for two years. This service as secretary of the Administrator Council is typically followed by two years as vice president, then president, and then past president respectively.

Geist has been the executive vice president and chief operating officer of the Dean McGee Eye Institute (DMEI) and administrator of the University of Oklahoma (OU) Department of Ophthalmology since February 2015. "His assumption of these major AUPO leadership roles so soon after his joining the world of ophthalmology is a reflection of Garyl's exceptional leadership skills and the great respect that he has garnered among his fellow academic department administrators from across the country," states R. Michael Siatkowski, MD, MBA, who served as president of the AUPO's Program Directors Council in 2018-2019.

A native of Ardmore, Oklahoma, Geist earned his undergraduate degree in accounting from East Central University in Ada and his master of accounting degree from OU-Norman. Prior to his DMEI appointment, Geist served as president and chief executive officer of Valir Health (2001-2010) and chief operating officer of the Oklahoma Allergy and Asthma Clinic (2010-2015). He and his wife Lynn, who is a fifth-grade teacher at Truman Elementary School in Norman, have been married for 29 years. They have four children (Conner, age 24; Caden, age 20; Lillie, age 15; and London, age 12). ■



*Garyl G. Geist, MAcc
DMEI Executive Vice President and Chief Operating Officer
Administrator, OU Department of Ophthalmology*

KAMRAN M. RIAZ, MD RECOGNIZED AMONG *Oklahoma Magazine's* "40 Under 40" and *The Journal Record's* "Achievers Under 40"

IN THE APRIL 2021 ISSUE OF *OKLAHOMA MAGAZINE*, DR. KAMRAN M. RIAZ WAS AMONG THE STATE'S "40 UNDER 40" recognized as "influential young leaders (who) drive the state forward." At an awards reception held at Chicken N Pickle in Oklahoma City on August 12, 2021, Dr. Riaz was further honored as a member of the *The Journal Record's* "Achievers Under 40 – Class XVIII." This program is *The Journal Record's* tribute to Oklahoma's best and brightest young professionals.

Dr. Riaz is a clinical associate professor in cornea/external disease/refractive surgery and joined the Dean McGee Eye Institute's (DMEI's) clinical faculty in March 2019.

A native of Chicago, Dr. Riaz earned his undergraduate degree (*magna cum laude*/Phi Beta Kappa) from the University of Illinois at Chicago and his medical degree from the University of Illinois College of Medicine. He completed his internship at St. Joseph Hospital in Chicago; his residency at Northwestern University, where he served as chief resident in 2011-2012; and his fellowship at the University of Texas Southwestern Medical Center in Dallas.

Dr. Riaz received the 2018 Residents' Excellence in Teaching Award (Teacher of the Year) from



Kamran M. Riaz, MD
Clinical Associate Professor

the University of Chicago's Department of Ophthalmology and Visual Science, where he served on the full-time faculty as an assistant professor from 2016 to 2019. He also received the Chicago Curriculum in Ophthalmology's 2018 Teacher of the Year Award. Dr. Riaz is an accomplished and nationally respected educator in clinical optics.

Dr. Riaz and his wife, Sanaa A. Hameed, MD, have three children.

He is the second member of the DMEI/ OU faculty to be honored among *Oklahoma Magazine's* "40 Under 40" and the first to be recognized by *The Journal Record's* "Achievers Under 40" program. ■

THREE LONGTIME DEAN MCGEE EYE INSTITUTE EMPLOYEES RETIRE



Cheryl Harris, COA

IN JUNE, CHERYL HARRIS RETIRED from the Dean McGee Eye Institute (DMEI) after more than 30 years of dedicated service, including more than 15 years as a technician supervisor. Dr. R. Michael Siatkowski, DMEI's chief executive officer and the Edward L. Gaylord professor and chair of the University of Oklahoma (OU) Department of Ophthalmology, stated, "Cheryl displayed excellence in patient care, calm mentoring of new employees, and a strong work ethic. Her unflappable demeanor and great sense of humor on stressful days and during numerous challenges did not go unnoticed."



Jo Ann Shannon, COA

JO ANN SHANNON ALSO RETIRED from the Institute in June with over 25 years of outstanding service as a visual field technician, performing literally tens of thousands of visual fields. "Jo Ann is revered as one of the best and most knowledgeable visual field technicians anywhere in the country," said Dr. Siatkowski. "Her work and clinical judgment were both highly respected by DMEI physicians."



Janice Sims, COA (right) with Gregory L. Skuta, MD (left)

AFTER 23 YEARS OF EXCEPTIONAL DMEI SERVICE, JANICE SIMS, a certified ophthalmic assistant, was an additional retiree in June. "Janice's wisdom, humor, and work ethic have been both a joy and an excellent example to all of us at DMEI," said Dr. Siatkowski. Since her arrival at DMEI, Sims served as Dr. Gregory L Skuta's lead technician and also worked with other DMEI doctors. Dr. Skuta praised Janice "for the outstanding and compassionate care that you have provided to patients and for your loyalty and commitment to the DMEI mission."

We thank and congratulate Cheryl Harris, Jo Ann Shannon, and Janice Sims for their 80 years of collective DMEI service and wish them all the best! ■

DR. BRADLEY K. FARRIS TO RECEIVE 2021 OUTSTANDING HUMANITARIAN SERVICE AWARD FROM AMERICAN ACADEMY OF OPHTHALMOLOGY



*Bradley K. Farris, MD
Professor Emeritus*

BRADLEY K. FARRIS, MD, PROFESSOR EMERITUS in the University of Oklahoma (OU) Department of Ophthalmology at the Dean McGee Eye Institute (DMEI), will receive the 2021 Outstanding Humanitarian Service Award from the American Academy of Ophthalmology (AAO). He will be recognized at the AAO 2021 meeting in New Orleans, Louisiana in November. Dr. Farris' nomination was submitted on behalf of the Oklahoma Academy of Ophthalmology.

The Outstanding Humanitarian Service Award was created by the AAO in 1992 to recognize Academy members for contributions in charitable activities, care of the indigent,

and community service performed above and beyond the typical duties of an ophthalmologist. Up to two recipients are selected annually. The second 2021 recipient is David H. Cherwek, MD of Fredericksburg, Virginia.

Dr. Farris is being recognized for his dedication to global eye care and blindness prevention by helping shape transformational efforts in both China and Eswatini (previously known as Swaziland, Africa) on programs to reduce the prevalence of cataract blindness. In the Sichuan Province of China, Dr. Farris exerted an enormous impact on the region's ophthalmic educational programs, identified the challenges of resident education in ophthalmology in China, and helped establish more standardized learning and training methods that have influenced and will continue to influence education for decades to come. Dr. Farris also launched a program in Eswatini, working with the nation's only ophthalmologist and The Luke Commission to develop and enhance a system of care not only for ophthalmic disease, but also human immunodeficiency virus (HIV)-related complications. Eswatini has the highest prevalence of HIV in the world.

In honor of Dr. Farris' sustained commitment to international ophthalmology, the global eye care program at DMEI that he established more than 20 years ago was named the Bradley K. Farris, MD Global Eye Care Program in August 2019. Dr. Farris also has addressed the needs

NDING HUMANITARIAN OPHTHALMOLOGY

of the underserved through the Ministries of Jesus Eye Clinic, for which he was a founding member and is the current director of the division of ophthalmology, and the Olivet Free Eye Clinic, both in the Oklahoma City area.

Of Dr. Farris' far-reaching influence, Dr. Jonathan Pons, an ophthalmologist at Good Shepherd Mission Hospital in Siteki, Eswatini, stated, "His is the role of seeding the fertile field on which excellent ophthalmology may flourish, in Africa, in China, and in the USA. These fields now bear good harvests." Dr. Jacquelyn Jetton O'Banion is a former DMEI chief resident, DMEI's inaugural global eye care fellow, and currently an assistant professor and director of global ophthalmology at Emory University in Atlanta. She shared of Dr. Farris, "The impact he has had through his training of residents and instilling the call of humanitarian service is immeasurable."

Dr. R. Michael Siatkowski, DMEI's chief executive officer and the Edward L. Gaylord professor and chair of the OU Department of Ophthalmology, concluded, "Dr. Bradley K. Farris is most deserving of this high honor and recognition by the AAO. We thank and congratulate him for his extraordinary and inspiring devotion to education, mentorship, and global eye care. It is an honor to have him as part of the DMEI family and the profession of ophthalmology." ■

CONGRATULATIONS TO THE 16 DMEI PHYSICIANS ON THE *CASTLE CONNOLLY TOP DOCTORS LIST!*

In the June 2021 edition of *Oklahoma Magazine* featuring *Castle Connolly Top Doctors*, the complete list included 16 ophthalmologists from the Dean McGee Eye Institute (DMEI)! Twenty-two of DMEI's ophthalmologists are listed among *Castle Connolly Top Doctors*, *Best Doctors in America*, or by both. The combined list is shared below.

-
- + Ann Acers-Warn, MD, MBA
 - * Andrew K. Bailey, MD
 - + John M. Bell, MD
 - +* Cynthia A. Bradford, MD
 - +* Reagan H. Bradford Jr., MD
 - * Brian K. Firestone, MD
 - +* Layne E. Goetzinger, MD
 - + Jean R. Hausheer, MD, FACS
 - * Ralph B. Hester III, MD
 - +* David W. Jackson, MD
 - +* Mahmoud A. Khaimi, MD
 - * Ronald M. Kingsley, MD
 - +* Annie Moreau, MD, FACS
 - +* Rebecca K. Morgan, MD
 - + Anil D. Patel, MD, FRCSC, FACS
 - * Vinay A. Shah, MD
 - +* R. Michael Siatkowski, MD, MBA
 - +* Rhea L. Siatkowski, MD
 - +* Gregory L. Skuta, MD
 - +* Deana S. Watts, MD
 - * Thomas C. Wolf, MD
 - +* Tammy L. Yanovitch, MD, MHSc

+ *Castle Connolly Top Doctors (2021)*

* *Best Doctors in America (2021)*

+* *Both*

LINDA P. LAMBERT RETIRES FROM

IN JULY 2021, MS. LINDA P. LAMBERT ANNOUNCED her retirement from the Dean McGee Eye Institute (DMEI) Board of Directors after 25 years of service from 1996 to 2021. She will be recognized at a joint DMEI and DMEI Foundation Board of Directors

meeting on Wednesday, October 6. Lambert states, “I am both impressed by and grateful for how the staff and Board have consistently addressed the myriad issues before them with a strategic eye and patient-centered focus in this most complex of systems.”

The Board and Dr. R. Michael Siatkowski, DMEI’s chief executive officer and chair of the University of Oklahoma (OU) Department of Ophthalmology, commend Lambert for her dedication to the Institute and for her active role in the community and with a number of organizations in Oklahoma City and around the state.



Linda P. Lambert

Lambert is an Oklahoma native whose 60 years of community service have included both Tulsa and Oklahoma City. Since returning to Oklahoma City in 1990, she has been a member of the Oklahoma Water Resources Board and was the first and only woman ever to serve as chair. As an Oklahoma City University (OCU) trustee for three decades, she served as vice chair of the Board and chair of the Executive Committee. She has also held numerous other board and board leadership positions (e.g., Mercy Health Center, Oklahoma City National Memorial and Museum, and Oklahoma City Public Schools Trust).

In recognition of her service, Lambert has received a multitude of awards, including OCU’s Commerce and Industry Hall of Fame “Entrepreneurial Spirit Award,” United Way of Oklahoma City’s inaugural “Community Builder Award,” Oklahoma City Public Schools Foundation’s “Wall of Fame Humanitarian Award,” OCU’s “Award of Excellence” honoring distinguished women of Oklahoma, Casady School’s “Alumni Achievement Award,” and the *The Journal Record’s* “Corporate Woman of the Year”.

Lambert has been a generous supporter of DMEI, including the capital campaign, the resident microsurgical laboratory, recruitment of new scientists, new technology, the David W.

M DMEI BOARD OF DIRECTORS

Parke II, MD Endowed Chair in Ophthalmology, the Acers Pavilion Third Floor Renovation Project, the Bradley K. Farris, MD Global Eye Care Program, and other initiatives.

She has two children and five grandchildren and has traveled extensively throughout the world.

Lambert is currently the managing partner of Enertree LLC, an oil and gas investment

enterprise, a director of InvesTrust, and a director emeritus of OGE Energy Corp. She has also managed her family's farming and commercial real estate interests.

She remains grateful for a very full and rewarding life, and the DMEI Board of Directors is grateful for Linda Lambert's quarter century of wise counsel and selfless service! ■



Linda Lambert (middle, right) and others during the ribbon cutting ceremony ten years ago on September 30, 2011 following the dedication of DMEI's \$47-million facility expansion, which included construction of the David W. Parke II, MD Pavilion and Inasmuch Foundation Atrium and renovation of the Thomas E. Acers, MD Pavilion.

Annie Moreau, MD, FACS Awarded Edith Kinney Gaylord Presidential Professorship

ANNIE MOREAU, MD, FACS IS THE RECIPIENT

of an Edith Kinney Gaylord Presidential Professorship, which became effective on July 1, 2021.

Her selection was announced on April 28 during the virtual

2021 University of Oklahoma

Health Sciences

Center (OUHSC) Spring Faculty Awards event.

Supported entirely by private gifts to the University, Presidential Professorships are designed to honor, reward, and retain top faculty members who demonstrate excellence in teaching, research, and mentoring. These highly selective awards are given for four-year terms and provide an annual stipend.

Dr. Moreau is an associate professor and ophthalmic plastic and reconstructive surgeon at the Dean McGee Eye Institute (DMEI) who was recognized in 2020 with the prestigious Stanton L. Young Master Teacher Award and in 2018 with the OU Regents' Award for Superior Teaching. She has also received several other teaching awards and has held numerous leadership roles in the OU College of Medicine and Department of Ophthalmology. Dr. Moreau joined DMEI and the Department as a faculty member in October 2012, moving from a faculty



*Annie Moreau, MD, FACS
Associate Professor*

position at Boston University and with the Boston Veterans Affairs Health System.


“Annie Moreau is one of the best teachers on our entire campus, a superb clinician and surgeon, and an amazing pianist!” said R. Michael Siatkowski, MD, MBA, DMEI’s chief executive officer and the Edward L. Gaylord professor and chair of the OU Department of Ophthalmology. “Since her arrival at the Eye Institute and Department as a resident and now as a beloved and revered member of the faculty, Dr. Moreau has embodied humanistic qualities and an absolute devotion to education that inspires all of us to be better doctors and teachers.”

A native of Quebec, Canada, Dr. Moreau earned her undergraduate and optometric degrees from Collège Laflèche and the University of Montreal respectively. After working as an optometrist for eight years, she completed her medical degree at the OU College of Medicine in 2006, was elected to the Alpha Omega Alpha Honor Medical Society, and received the Leonard Tow Humanism in Medicine Award.

Following an internship in general surgery at OU, Dr. Moreau completed a residency in ophthalmology and a fellowship in oculoplastic surgery and neuro-ophthalmology at DMEI/OU. She was recognized with the Acers Resident Honor Award in 2009 and received a special resident education award (now named for her) in 2011 for her devotion to education as a fellow. ■

Dr. Bailey Accepted into Alpha Omega Alpha Honor Medical Society

IN FEBRUARY 2021, THE UNIVERSITY OF OKLAHOMA (OU) COLLEGE OF MEDICINE announced its newest Alpha Omega Alpha (ΑΩΑ) Honor Medical Society faculty members. Andrew K. Bailey, MD, a clinical associate professor and glaucoma specialist at the Dean McGee Eye Institute (DMEI)/OU, was among those honored.



*Andrew K. Bailey, MD
Clinical Associate
Professor*

Dr. Bailey is an alumnus of the OU College of Medicine and of the DMEI/OU ophthalmology residency and glaucoma fellowship programs. As a resident and fellow, he received the Robert G. Small, MD Resident Award for Medical Student Education and the Annie Moreau, MD

Fellow Teaching Award respectively. He joined the faculty in 2014, was the recipient of an M. Dewayne Andrews, MD Excellence in Teaching Award in Graduate Medical Education in 2018, and received the Excellence in Attending at VA Award in 2015, 2018, 2019, and 2020.

Membership in ΑΩΑ is awarded to physicians who meet high criteria of academic achievement, leadership, professionalism, service, and excellence in teaching. However, ΑΩΑ membership is regarded as more than an honor. It is an ongoing responsibility and an obligation to continue to demonstrate those outstanding qualities that resulted in a physician's selection and to never forget the ΑΩΑ motto: "Be Worthy to Serve the Suffering". ■

DR. CAROLYN E. KLOEK NAMED ASSOCIATE RESIDENCY PROGRAM DIRECTOR

CAROLYN E. KLOEK, MD, ASSUMED THE POSITION OF ASSOCIATE RESIDENCY PROGRAM DIRECTOR for the

University of Oklahoma (OU) Department of Ophthalmology in March 2021. Dr. Kloek has over a decade of experience in medical education and administrative leadership within ophthalmology. She served as associate residency program director, then as residency program director, and in other administrative leadership roles at Harvard Medical School/Massachusetts Eye and Ear in Boston, where she earned her medical degree, completed her residency in ophthalmology, and established herself as an outstanding educator and innovator.



*Carolyn E. Kloek, MD
Clinical Associate
Professor*

Dr. Kloek has replicated this expertise at the Dean McGee Eye Institute (DMEI), where she received the Edward and Thelma Gaylord Faculty Honor Award in 2020, while concurrently filling an important role for OU Health as senior vice president of clinical strategy and integration. Dr. R. Michael Siatkowski, DMEI's chief executive officer and the Edward L. Gaylord professor and chair of the OU Department of Ophthalmology, said, "Carolyn Kloek is an amazing individual of extraordinary talents and ability, and we are truly blessed to have her here at OU and DMEI." ■

Dr. Yanovitch Elected to OU College of Medicine's Academy of Teaching Scholars



Tammy L. Yanovitch, MD, MHSc
Clinical Associate Professor

TAMMY L. YANOVITCH, MD, MHSC HAS BEEN ELECTED a member of the University of Oklahoma (OU) College of Medicine's Academy of Teaching Scholars. A clinical associate professor and pediatric ophthalmologist, Dr. Yanovitch is the director of medical student education for the OU Department of Ophthalmology at the Dean McGee Eye Institute (DMEI) and received an M. Dewayne Andrews, MD Excellence in Teaching Award in Graduate Medical Education in 2019. She also has earned an American Academy of Ophthalmology (AAO) Achievement Award and AAO Secretariat Award. Dr. Yanovitch serves on the AAO's Subspecialty Day Planning Committee and is an Oral Board Examiner and member of the Item Writing Committee for the American Board of Ophthalmology.

Dr. Yanovitch is a *magna cum laude*/Phi Beta Kappa graduate of the University of Tulsa and earned her medical degree (Alpha Omega Alpha Honor Medical Society) from the OU College of Medicine. She completed her ophthalmology residency at DMEI/OU and her fellowship in pediatric ophthalmology and strabismus at Duke University, where she also served on the faculty before joining the DMEI/OU faculty in 2011. ■

CLINICAL CARE STAFF CERTIFICATION UPDATE



Rikkilyn Hibbard, COMT

IN JULY, RIKKILYN HIBBARD earned her certification as a Certified Ophthalmic Medical Technologist (COMT). Hibbard has been with the Dean McGee Eye Institute (DMEI) since 2011 and works at the Oklahoma Health Center campus location. She joins a small and elite group of individuals, as there are just over 900 COMTs worldwide. The certification process offered through the International Joint Commission on Allied Health Personnel in Ophthalmology is rigorous and time-consuming, and includes written and oral/ practical examinations. The multiple-choice written examination consists of 160 scored questions and is three hours in length. The performance test is comprised of five to twelve skill areas.

COMT represents the highest level of training for ophthalmic technicians. Hibbard joins Shelley Critchfield as the second current COMT at the Institute. The COMT designation recognizes those individuals who have progressed through the Certified Ophthalmic Assistant (COA) and Certified Ophthalmic Technician (COT) levels or are training program graduates as accomplished eye care professionals. It also confirms knowledge in 17 content areas that the ophthalmic professional seeking the COMT designation performs on a daily basis.



Danielle R. Stanfill, COA

IN FEBRUARY, DANIELLE R. STANFILL earned her certification as a Certified Ophthalmic Assistant (COA). She is a member of the clinical team at DMEI's Northwest Oklahoma City facility. ■

Mark A. Wyckoff Promoted to Vice President for Medical Informatics and Technology

MR. MARK A. WYCKOFF HAS BEEN PROMOTED

to the position of vice president for medical informatics and technology at the Dean McGee Eye Institute (DMEI) effective August 1, 2021. He joined DMEI in 2013 as director of information technology (IT) and became DMEI's chief information officer in 2015.



*Mark A. Wyckoff
DMEI Vice President for Medical
Informatics and Technology*

Wyckoff's current and continuing responsibilities include a DMEI transition, in concert with OU Health, to the Epic electronic health record system by the summer of 2022. He also will continue to serve as DMEI's HIPAA (Health Insurance Portability and Accountability Act) security officer.


"Since his arrival at DMEI, Mr. Wyckoff and the team he has developed have consistently improved the efficiency, security, and customer

service of our IT systems. In his new role, he will enable us to move to a much more sophisticated level of reporting and data analysis that will allow the organization to function at an even higher level," said R. Michael Siatkowski, MD, MBA, DMEI's chief executive officer and the Edward L. Gaylord professor and chair of the University of Oklahoma Department of Ophthalmology.

A native of Ponca City, Oklahoma, Wyckoff earned his bachelor of science degree in management information systems from Oklahoma State University in Stillwater. He and his wife Katrina, a first-grade teacher at Holy Trinity Lutheran School in Edmond, have been married for 26 years, reside in Edmond, and have three sons (Jonathan, age 22; Robby, age 20; and Joshua, age 17). He devotes much of his non-DMEI time serving as scoutmaster for Boy Scout Troop 479 in Edmond and as an elder in his church.

Wyckoff's positions prior to joining DMEI included network engineer and consultant for Price Waterhouse Coopers, manager of IT operations for ING Financial Services, director of IT for the Inoveon Corporation, and IT operations manager for Chesapeake Energy. ■


FACULTY & STAFF AWARDS AND ACTIVITIES



ANN ACERS-WARN, MD, MBA, was selected to the *Castle Connolly Top Doctors* list (see page 9); is completing 15 years of service on the Ophthalmic Mutual Insurance Company (OMIC) Committees/ Board of Directors; was recently named chair of the Governance Committee for the American Board of Ophthalmology; and serves as vice chair of surgery at Comanche County Memorial Hospital in Lawton. With regard to her OMIC tenure, Dr. Acers-Warn served on multiple committees and was chair of the Underwriting Committee from 2016 to 2019.



LEA BENNETT, PhD, was recently selected to participate in the Alliance for Eye and Vision Research's virtual Seventh Annual Emerging Vision Scientists Day, which is scheduled for September 2021. Learn more in the next edition of DMEI *InVision*.



MICHELLE C. CALLEGAN, PhD, FARVO, was awarded as the principal investigator, a \$350,000 Research Training in Vision Science T32 grant from the National Eye Institute, June 2021 – March 2026 (see page 37). She recently published: Livingston E.T., Mursalin M.H., Coburn P.S., Astley R., Miller F.C., Lereclus D., Callegan M.C. "Immune Inhibitor A Metalloproteases Contribute to Virulence in *Bacillus Endophthalmitis*," *Infection and Immunity*, June 2021, Epub ahead of print, PubMed; Coburn P.S., Miller F.S., Enty M.A., Land C., LaGrow A.L., Mursalin M.H., Callegan M.C. "The *Bacillus* Virulome in Endophthalmitis," *Microbiology and Microbiology Society*, May 2021; and Mursalin M.H., Livingston E.T., Coburn P.S., Miller F.C., Astley R., Callegan M.C. "A Mouse Model of Endophthalmitis: Intravitreal Injection and Quantitation of Infection Parameters," *Journal of Visualized Experiments*, Feb. 2021.




BEN J. HARVEY, MD, was promoted to clinical associate professor effective July 1, 2021.



RONALD M. KINGSLEY, MD, published: Osborn A., Batliwala S., Barrientez B., Kingsley R. "Diabetes and the Eye: A Review," *Journal of the Oklahoma State Medical Association*, March/April 2021.



SUN YOUNG LEE, MD, PhD, was awarded the first annual Mina Chung WinR (Women in Retina) Research Award in April (see page 36) for her presentation, "Utility of Genetic Testing for Inherited Retinal Diseases in a Real-world Clinical Setting," at the virtual WinR Research Conference. WinR is a section of the American Society of Retina Specialists.




JORGE LIGHTFOOT, PhD, delivered an OU Vision Club seminar via Zoom entitled "Exploring the Role of Hypoxia During Fungal Corneal Infection," April 2021.




MARIA E. LIM, MD, recently published: Lim M.E. "Cataract Surgery Complications," Enyedi L.B., Gandhi N., and Yanovitch T. (eds.), *The Duke Manual of Pediatric Ophthalmology and Strabismus Surgery*, Wolters Kluwer, 1st ed., pp. 41-45. She serves as the Events Committee Chair for the Moderns


Board at the Oklahoma City Museum of Art (OKCMOA) and presented a virtual lecture on March 31 entitled “The Science of Seeing” as part of the OKCMOA’s recent *Moving Vision* exhibition.



ANDREW T. MELSON, MD, was awarded the Gaylord Faculty Honor Award in June at the 45th Annual OU Resident and Alumni Meeting (see page 46). His recent publications include: Melson A.T., Patel A.D. “Subacute Vision Loss in a 37-Year-Old Man With a Rash,” *JAMA (Journal of the American Medical Association) Ophthalmology*, June 2021; Bradford C.A., Melson A.T. “Ocular Complaints, Disease, and Emergencies in the General Medical Setting,” *Medical Clinics of North America*, May 2021; Downie P.A., Chen J.J., Bhatti M.T., Melson A.T., Van Stavern G.P., McClelland C.M., Lindgren B.R., Sharieff J.A., Lee M.S. “Clinical Characteristics of Idiopathic Intracranial Hypertension in Patients Over 50 Years of Age: A Multicenter Clinical Cohort Study,” *American Journal of Ophthalmology*, April 2021; and Melson A.T., Warmath J.D., Moreau A., Farris B.K. “Superonasal Transconjunctival Optic Nerve Sheath Decompression: A Simplified Technique for Safe and Efficient Decompression,” *Journal of Neuro-Ophthalmology*, March 2021. His recent presentations include: Moderator, “Surgery and Neuro-Ophthalmology,” North American Neuro-Ophthalmology Society (NANOS) Annual Meeting, Feb. 2021; Panelist, “First Year in Practice, What I Wish I Would Have Known,” NANOS Annual Meeting, Feb. 2021; Lecturer, “Cavernous Sinus Syndromes: Multidisciplinary Considerations for a Challenging Disease,” Grand Rounds, Department of Neurology, OU Health Sciences Center, Jan. 2021.



ANNIE MOREAU, MD, FACS, was awarded an Edith Kinney Gaylord Presidential Professorship (effective July 1), April 2021 (see page 12); and, along with fellow ophthalmologist Dr. Jeremy F. Tan, otorhinolaryngologist Dr. Kibwei McKinney, and neurosurgeon Dr. Ian Dunn, was designated as a North American Skull Base Society Multidisciplinary Team of Distinction for 2021 for excellence in anterior skull base care. She recently published: Berry J.C., Friske T.C., Jin H.D., Moreau A., Siatkowski R.M. “Common Eye Complaints in Primary Care Settings,” *Journal of the Oklahoma State Medical Association*, March/April 2021. Her recent guest speaking engagements include: “Sphenoid Metastasis,” 45th Annual OU Resident and Alumni Meeting, Samis Education Center, OU Health Sciences Center, Oklahoma City, OK, June 2021; and “Eyelid Tumors: The Good, Bad, and Ugly,” Oklahoma State Dermatology and Dermatologic Surgery Society (virtual) Annual Conference, April 2021.



JILA NOORI, MD, recently published: Noori J., Shi Y., Yang J., Gregori G., Albini T.A., Rosenfeld P.J., Davis J.L. “A Novel Method to Detect and Monitor Retinal Vasculitis Using Swept-Source OCT Angiography,” *Ophthalmology Retina*, Feb. 2021, Epub ahead of print.



RAJU V.S. RAJALA, PhD, serves as an associate editor for *Frontiers in Cell and Developmental Biology* and as a member of the Members-in-Training Committee for the Association for Research in Vision and Ophthalmology, May 2021 to May 2024. He recently published: Rajala R.V.S., McCauley A., Rajala R., Teel K., Rajala A. “Regulation of Phosphoinositide Levels in the Retina by Protein Tyrosine Phosphatase 1B and Growth Factor Receptor-bound Protein 14,” *Biomolecules*, April 2021.

FACULTY & STAFF AWARDS AND ACTIVITIES



KAMRAN M. RIAZ, MD, was recently recognized in *Oklahoma Magazine's* "40 Under 40," April 2021, and among *The Journal Record's* "Achievers Under 40 – Class XVIII," Aug. 2021 (see page 6). He recently published: Huck A.H., Moore L.E., Firestone B.K., Siatkowski R.L., Riaz K.M. "Diagnostic Utility of CDC DPDx for an Atypical Presentation of Infectious Crystalline Keratopathy-like Infiltrate Secondary to Microsporidia," *Cornea*, in press; Riaz K.M., Wang L., Koch D.D. "Differences of Opinion on Optimal Methods of Reporting Surgical Correction of Corneal Astigmatism," *Journal of Cataract and Refractive Surgery*, in press; Murphy D.A., Samples J.S., Zepeda E.M., Riaz K.M. "Progression from Soft Lens to Piggyback Soft-Scleral Contact Lens System to Facilitate Scleral Lens Use in a Pediatric Patient," *Eye and Contact Lens*, July 2021; Ward M.S., Hou A.C., Murphy D.A., Schmutz M.A., Riaz K.M. "Scleral Fixation of a Toric Lens to Treat Corneal Astigmatism in Eyes Without Capsular Support," *Clinical Ophthalmology*, June 2021; Berry J.C., Gudgeon B.F., Riaz K.M. "Bilateral Asymmetrical Corneal Deposits in an Asymptomatic Patient," *JAMA Ophthalmology*, May 2021; Kim A.Y., McClard C.K., Warmath J.D., Riaz, K.M. "Cataracts: Where We Are and Where We Are Going," *Journal of the Oklahoma State Medical Association*, March/April 2021; Jin H.D., Surbeck J.W., Marsh H.R., Ding K., Kingsley R.M., Riaz K.M., Park S.K., Shah V.A. "The Effect of Punctal Plugs in Reducing Ocular Surface Irritation After Povidone-Iodine Preparation of Intravitreal Injection – A Randomized Trial," *Eye*, March 2021, Epub ahead of print; and Sharma A., Riaz K.M., Gill M.S., Patnaik A., Ulahannan S.V., Wang J.S., Gombos D.S., Ang Q., Cicic D., Bergonio G.R., Zhang C., Wirostko B. "Reversible HER2 Antibody-Drug Conjugate-induced Ocular Toxicity," *Canadian Journal of Ophthalmology*, March 2021, Epub ahead of print. His presentations at the American Society of Cataract and Refractive Surgery Annual Meeting in July 2021 in Las Vegas, NV include: Berry J.C., Murphy D.A., Cain P.S., Kelly D.A., Cooke D.L., Riaz K.M. "Accuracy of IOL Formulas for ZCBOO IOLs in Short Axial Length Eyes," "Best Paper" of session; Osborn A.R., Murphy D.A., Riaz K.M. "Effectiveness and Stability of Refractive Astigmatism Reduction After Femtosecond Laser Arcuate Keratotomy," second place for "Best Poster;" Khan A., Kloeck C.E., Riaz K.M. "Gray Area Surgical Complications in Cataract Surgery," poster presentation; Hou A.C., Murphy D.A., Riaz K.M. "A Novel Method for Toric Intraocular Lens Placement in Aphakia: Goretex Sutured Modified MX60T IOL," film presentation; Bugg V.A., Riaz K.M. "Dry Eye Syndrome in the Blepharoplasty Patient: Incidence, Predictive Signs, and Postoperative Outcomes," paper presentation; Gill M., Murphy D.A., Riaz K.M. "Fill Levels, Force Requirements, and Cost Comparisons of Commonly Used Topical Ophthalmic Steroids," poster presentation; Gill M., Murphy D.A., Riaz K.M. "Risk of Intraoperative Complications During Cataract Surgery in Eyes with Previous Intravitreal Injections," poster presentation; and Warmath J.D., Riaz K.M. "Risk Factors for Detachments Requiring Rebubbling Following Endothelial Keratoplasties Performed at a Single Academic Institution," paper presentation. A planned presentation includes: Jamshidi F., Jin H.D., Bruce A., Kutteh M., Ding K., Riaz K.M., Kingsley R.M., Shah V.A. "The Effect of Ocular Rinse Volume on Ocular Surface Irritation After Povidone-Iodine Preparation of Intravitreal Injection," American Society of Retina Specialists Annual Meeting, San Antonio, TX, Oct. 2021. Dr. Riaz' recent lectures include: "MIGS and Corneal Surgery" and "Avoiding Pitfalls During DMEK Surgery," American-European Congress of Ophthalmic Surgery 2021 Summer Symposium, Deer Valley, UT, July 2021; "Challenges in Biometry and IOL Calculations in Extreme Axial Length and Atypical Keratometry Eyes," National Medical Association, Ophthalmology Section,


Virtual Convention and Scientific Assembly, July 2021; “Dropless Cataract Surgery,” Visiting Professor Grand Rounds, Northwestern University, Feb. 2021; and Visiting Professor Lecture Series, Chicago Curriculum in Ophthalmology (Virtual Webinar), Feb. 2021.



VINAY A. SHAH, MD, recently published: Leal C.A., Shah V.A. “Smartphones in Medicine,” *Ophthalmology Business Minute*, April 2021; and Jin H.D., Surbeck J.W., Marsh H.R., Ding K., Kingsley R.M., Riaz K.M., Park S.K., Shah V.A. “The Effect of Punctal Plugs in Reducing Ocular Surface Irritation after Povidone-Iodine Preparation of Intravitreal Injection - A Randomized Trial,” *Eye*, March 2021, Epub ahead of print. He was an invited speaker at the L.V. Prasad Eye Institute (virtual) Alumni Conference, “The Road Not Taken,” Feb. 2021.



R. MICHAEL SIATKOWSKI, MD, MBA, was featured in the August 2021 issue of *405 Magazine* as “The Face of Ophthalmology” for the “2021 Faces of the 405.” He recently published: Rodrigo-Rey S., Gutierrez-Ortiz C., Munoz S., Ortiz-Castillo J.V., Siatkowski R.M. “What Did He Eat?,” *Survey of Ophthalmology*, Sept/Oct. 2021; Berry J.C., Friske T.C., Jin H.D., Moreau A., Siatkowski R.M. “Common Eye Complaints in Primary Care Settings,” *Journal of the Oklahoma State Medical Association*, March/April 2021; Mammo D.A., Quiram P.A., Lee M.S., Siatkowski R.M. “A Child with Unilateral Disk Elevation,” *Survey of Ophthalmology*, March 2021; and Quillen D.A., Siatkowski R.M., Feldon S.E. “COVID-19 and the Ophthalmology Match,” *Ophthalmology*, Feb. 2021. Presentations include: Sessler R., Johnson B., Bugg V.A., DeShea L., Siatkowski R.M., Makkar A., Bhatti F. “G-ROP Screening Criteria Reduces Number of Preterm Infants Requiring Retinal Screening: Independent Validation at a Tertiary Care Neonatal Intensive Care Unit,” poster presentation, Southern Society for Pediatric Research, New Orleans, LA, Feb. 2021.




GREGORY L. SKUTA, MD, is currently a member of the Search Committee for a new executive director for the National Alliance for Eye and Vision Research/Alliance for Eye and Vision Research, for which he also serves on the Board of Directors and as treasurer; served as a panel leader for administration of the American Board of Ophthalmology’s (ABO’s) virtual oral examination, March 2021 (he is an emeritus director of the ABO); was appointed by Oklahoma Governor J. Kevin Stitt to serve on the state’s Driver License Medical Advisory Committee, June 2021; and was approved for a second three-year term as chair of the American Academy of Ophthalmology’s (AAO’s) Foundation Advisory Board, June 2021. Upon his completion of six years in the latter role at the end of 2024, he will have served 15 years on the AAO Board of Trustees and another six years on the AAO Committee of Secretaries. Presentations include: Skuta G.L. “A Platinum-Level Partnership: Knights Templar Eye Foundation and American Academy of Ophthalmology,” Knights Templar 68th Triennial Conclave, Minneapolis, MN, Aug. 2021. Dr. Skuta has been invited to deliver the Wolfe Foundation Lecture at the 2022 Iowa Eye Meeting, Iowa City, IA, June 2022.



TAMMY L. YANOVITCH, MD, MHSc, was accepted into the OU Academy of Teaching Scholars (ATS) program (see page 14); was awarded an ATS Grant, “Comparing the Diagnostic Utility of Conventional Direct Ophthalmoscopy to Smartphone Ophthalmoscopy Among Medical


FACULTY & STAFF AWARDS AND ACTIVITIES

Students;” and serves as vice president of the American Association for Pediatric Ophthalmology and Strabismus Learning Disabilities Committee. Publications include: Lu R.Y., Yanovitch T.L., Enyedi L.B., Gandhi N., Gearinger M.D., de Alba Campomanes A.G., Cavuoto K.M., Gray M.E., Kemp P.S., Silverstein E., Loh A.R., Ding L., Cabrera M.T. “The Flipped-Classroom Approach to Teaching Horizontal Strabismus in Ophthalmology Residency: A Multicentered Randomized Controlled Study,” *Journal of the American Association for Pediatric Ophthalmology and Strabismus*, May 2021, Epub ahead of print. She presented: “Doing Pediatric Ophthalmology the Right Way, Right Now,” and “What Ophthalmologists Need to Know About Dyslexia,” Women in Ophthalmology Webinar, May 2021.




EMILY M. ZEPEDA, MD, published Leal C.A., Jamshidi F., Bugg V.A., Zepeda E.M. “Amblyopia: A Brief Overview for the Primary Care Physician,” *Journal of the Oklahoma State Medical Association*, March/April 2021.

EMPLOYEE OF THE MONTH PROGRAM




Renaté F. Carson
Patient Appointment Coordinator
Oklahoma Health Center
March 2021




Megan N. Davidson
Physician Support Services Supervisor
Patient Appointment Coordinator
Oklahoma Health Center
April 2021



Angie R. Hines
Registered Nurse
McGee Eye Surgery Center
May 2021



Jarrelle D. "JJ" Jones
Certified Ophthalmic Assistant
Oklahoma Health Center
June 2021



Bryana N. Turner
Patient Appointment Coordinator
Northwest Oklahoma City Office
July 2021



Melissa P. Burleson
Patient Appointment Coordinator
Oklahoma Health Center
September 2021*



Jim Durbin
Executive Director of Development

PHILANTHROPY UPDATE

Masonic Charity Foundation of Oklahoma Endows Distinguished Lecture Series at Dean McGee Eye Institute

THE DEAN MCGEE EYE INSTITUTE (DMEI) HAS RECEIVED A GRANT OF \$260,000

from the Masonic Charity Foundation of Oklahoma to endow DMEI's Distinguished Lecture Series. This series brings nationally and internationally prominent ophthalmologists to Oklahoma City for two days to make formal presentations to clinicians and researchers at DMEI. Students, physicians, and faculty from across campus are invited to attend the lectures, and physicians from around the state and across the country are able to join remotely. The visiting lecturer also spends additional time with DMEI's residents and fellows in the University of Oklahoma (OU) Department of Ophthalmology.

R. Michael Siatkowski, MD, MBA, chief executive officer (CEO) of DMEI and the Edward L. Gaylord professor and chair of the OU Department of Ophthalmology states, "We are extraordinarily grateful to the Masonic Charity Foundation of Oklahoma for this very generous donation. Proceeds from this endowment will enable DMEI to continue to offer the best in educational experiences for our residents and faculty for decades to come, while also providing an opportunity for others to learn from some of the leading experts in the field of ophthalmology."



Left to right: Jim Durbin (DMEI executive director of development), R. Michael Siatkowski, MD, MBA (DMEI CEO and department chair), and Gregory L. Skuta, MD (DMEI past president and past department chair and current vice chair for faculty development and external relations) accept donation from John L. Logan, executive director of the Masonic Charity Foundation of Oklahoma.

"The Masons are making this gift to support the continuing education process at this prestigious institution," said Robert G. Davis, Grand Master of Masons in Oklahoma "We appreciate the contributions DMEI makes to the quality of life for all Oklahomans."

The first Masonic Charity Foundation of Oklahoma Distinguished Lectureship took place at DMEI on August 23, 2021, and was delivered by Hilda Capó, MD (see page 38). Dr. Capó is the John T. Flynn Professor of Clinical Ophthalmology and Division Chief for Pediatric Ophthalmology and Adult Strabismus at the Bascom Palmer Eye Institute in Miami. ■



Mrs. Mary Factory (age 102) with her ophthalmologist and James P. Luton, MD clinical professor, Mahmoud A. Khaimi, MD (right), and DMEI chief executive officer and Edward L. Gaylord professor and chair of the University of Oklahoma (OU) Department of Ophthalmology, R. Michael Siatkowski, MD, MBA (left).

MEET ANOTHER DMEI CENTENARIAN

AT THE DEAN MCGEE EYE INSTITUTE (DMEI), WE LOVE TO CELEBRATE OUR PATIENTS WHO ARE CENTENARIANS!

If you are a DMEI patient age 100 or more and would be willing to have your name included in the next edition of DMEI *InVision*, please contact the Development Office at 405.271.7801 or at DMEI-Development@dmei.org. We would love to add your picture too! ■

“Just sharing for a smile...my granddaughter (who also happens to be a DMEI pediatric patient) taking in the current InVision magazine.”

The Davises – DMEI Patients and Donors



IN MAY 2021, G. RAINEY WILLIAMS JR. (left) was recognized by R. Michael Siatkowski, MD, MBA (right), DMEI’s chief executive officer and the Edward L. Gaylord professor and chair of the OU Department of Ophthalmology, for Mr. Williams’ eight years of service (2012 to 2020) as chair of the DMEI Foundation Board of Directors.

A Note from a Patient Financial Assistance Program (PFAP) Family

To Whom It May Concern,

This is regarding the PFAP. I'm writing today to say a very sincere thanks to those who made it possible for my son Jeremiah D. McPhail to have the surgeries he desperately needed. He was suffering cataracts in both eyes, one eye very severe in particular, and he was struggling to provide for his family and with simple tasks we take for granted. He remarked one day about his desire to see his newborn son. Of course, his eyesight prevented him from finding employment that could have provided insurance. This opportunity provided a desperately needed solution to his dilemma, and I'm so glad he and his family could qualify for the program. In spite of disappointing delays due to COVID-19, he was able to have the surgeries, and they went better than planned. He is recovering well. I will always be grateful to your program, Dr. Jackson, and the other staff for their excellent care and expertise. Thanks to you again for helping my son in a situation that seemed impossible at times during the pandemic. Many years ago, my late husband, who was in the care of the Department of Veterans and on dialysis, received treatments for macular degeneration. The care was excellent then as now for his son Jeremiah. Thanks so much again.

Gratefully Yours,
Jeannette C. McPhail



Dean McGee Eye Institute PFAP patient, Jeremiah McPhail (left), and son, River (right).

Patient Grateful for Vision-Saving

AFTER BEING SERIOUSLY INJURED IN A CAR ACCIDENT IN 2019, Rosemary Caswell knew she had a long road to recovery. What she wasn't prepared to face, however, was the loss of her eyesight.

Caswell, who lives in Bartlesville, Oklahoma, was in significant pain after the wreck, which broke her neck in two places, among other injuries. But when she learned that she might eventually lose her vision because of a dislocated (intraocular) lens in her left eye, the stakes immediately became higher.

"I knew that I was lucky to even be alive, but I was so anxious about possibly losing my eyesight," Caswell said. "Being able to see is such a precious gift."

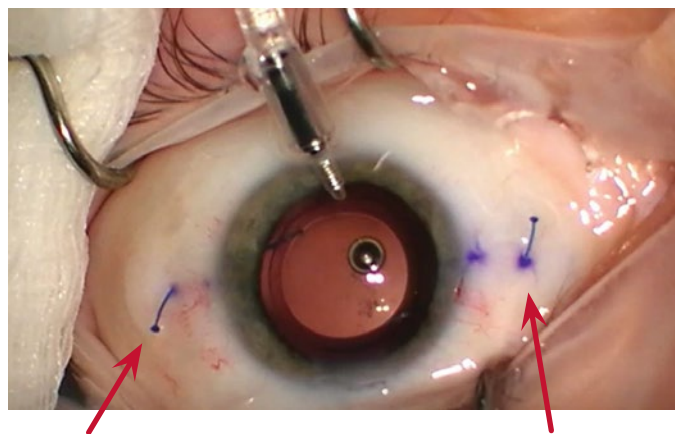
Caswell was referred to the Dean McGee Eye Institute (DMEI), where she found renewed hope in Kamran M. Riaz, MD, who had just arrived at DMEI. Dr. Riaz brought expertise in a particular approach to scleral fixation of intraocular lenses (IOLs), a technique that had only been available for a few years. Also called the Yamane technique for its creator, ophthalmologist Dr. Shin Yamane, the procedure is revolutionary because it allows the surgeon to fixate a new lens without sutures, glue, or other devices. Caswell was Dr. Riaz' first such patient at DMEI, and it was the first time the procedure had been performed at the Institute.

"We're now able to perform surgery on patients like Rosemary who were previously considered not safe to operate on, and they would have

had to go through life with poor vision," Dr. Riaz said. "Thankfully, we now have this technique. It's awesome to be a part of it."

Dr. Riaz operated on Caswell's eye in collaboration with his retina colleague, Vinay A. Shah, MD, who repaired the damage in the back part of the eye. Caswell's dislocated lens, an IOL from a previous cataract surgery, was removed. Then, Dr. Riaz implanted the new lens, which is fixated to the sclera, the white part of the eye. Dr. Riaz compares the technique to putting filling inside layers of a cake – the sclera is the cake and the lens support structure, called the haptic, is the icing.

"The lens is sandwiched in between the two layers of the cake, and it stays there. The actual body of the lens implant is now securely centered in the middle part of the eye," he said.



The Yamane technique involves the transconjunctival scleral fixation of an IOL without the need for glue or sutures. During the procedure, Dr. Riaz utilizes specific single-use instruments that help facilitate the technique, in which the blue IOL haptics (arrows) are temporarily externalized.

Surgery After Accident

BY APRIL WILKERSON

“Rosemary healed beautifully and regained her vision. It was very rewarding for us as surgeons to give her vision back after her bad accident.”

Caswell now has good vision without the potential complications that sutures would bring. She continues to see Dr. Riaz for check-ups.

“It was such a gift to have an amazing surgeon like Dr. Riaz not only save my eye, but to give me such good eyesight,” Caswell said. “I was so nervous, but he answered all my questions and put me at ease. I’m also glad that Dr. Riaz could use my procedure as a model to teach the method to other surgeons. I am so grateful for him.”

Dr. Riaz had been performing scleral-fixated IOL placement prior to his arrival at DMEI,

while he was at the University of Chicago. He was the first ophthalmologist to perform the procedure there as well, and he restored vision for many patients, including a woman who had been blind for 38 years.

Since first performing the surgery at DMEI, he has continued to do the procedure four to five times each month for people across Oklahoma and the region, most of the time in collaboration with Dr. Shah.

“There are not a lot of places or surgeons who fixate new lenses in the eye,” Riaz said. “I’m glad that we’re able to offer this service at DMEI.” ■

DELTA GAMMA AND “SERVICE FOR SIGHT”

THE DEAN MCGEE EYE INSTITUTE (DMEI) is in the fifth year of its partnership with the ladies of Delta Gamma (DG) from the University of Oklahoma (OU)-Norman campus. DG’s mission fosters lifetime enrichment for members and promotes “Service for Sight” through required philanthropy and service hours. With its most recent fundraising effort of \$4,787, Delta Gamma has now successfully raised over \$57,000 for the DMEI Foundation! ■



LAWTON WOMAN LEAVES LEGACY GIFT FOR DMEI PATIENTS



CHRISTIANE MCDONALD, BORN IN FRANCE IN 1929, LIVED IN LAWTON, OKLAHOMA with her beloved husband, William Earl McDonald. When William passed away several years ago, Christiane moved into the McMahan-Tomlinson Nursing Center at Comanche County Memorial Hospital in Lawton. There she befriended her roommate and her roommate's son, a patient of Dr. Ann Acers-Warn, an ophthalmologist who practices in the Dean McGee Eye Institute's (DMEI's) Lawton clinic.

When Christiane passed away in December 2018 at the age of 89, her estate was distributed to support a number of health care initiatives in Southwest Oklahoma, including a gift to purchase an ophthalmic laser for DMEI's Lawton clinic. This combination laser can be used for treating glaucoma and the secondary cataracts or membranes that can form behind the intraocular lens after cataract surgery.

As Ann Acers-Warn, MD states, "This generous gift enabled us to purchase a new laser to better treat our patients. Christiane's legacy will live on through the improved vision of her fellow residents of Lawton and the surrounding area. We are so thankful for her gift and have placed a plaque in our clinic expressing our appreciation to her and to let our patients know who helped make their excellent care possible." ■

DOCTORS' DAY 2021

NATIONAL DOCTORS' DAY IS OBSERVED annually in the United States on March 30 as a day to honor physicians. For the first time, the Dean McGee Eye Institute (DMEI) Foundation sent out a mailing to DMEI patients and donors offering them a way to say “thank you” to their doctor(s) by making an unrestricted gift to the DMEI Foundation in honor of their doctor(s) and, if they desired, by providing a note of gratitude.

The response was overwhelming! We received approximately \$48,000 in donations from over 475 people, most of whom were first-time donors! (See a complete list of donors on pages 28-29.)

However, the most fulfilling aspect of this initiative was the hundreds of notes of gratitude that were received. The notes for each doctor were bound together in an attractive notebook and presented to each of them as a keepsake. A sample of those notes are presented here:

A note of gratitude for Dr. Zepeda...

“Our hearts sank upon hearing that our 3-month-old baby, Josie, had a congenital cataract. It was by far the scariest day of our lives. Your confidence in your treatment plan and in us, first-time parents, was reassuring that Josie would have a bright future. We look forward to our appointments with you and Scott Samples. Your entire team is the most pleasant and friendly group. A year ago, I couldn't imagine putting in a contact lens with a 1 year old continuing her patching. Now it is part of the day, and I don't think much about it. Your treatment plan is top notch, but your confidence in us is something we appreciate above everything else. Thank you and Happy Doctors' Day!” – Levi, Jessica, Josie Bickford

A note of gratitude for Dr. Noori...

“I can't thank you enough for the wonderful care you give me each and every appointment. As you know, my eye condition put me in a complete meltdown. You cared enough to listen to me. Dr. Noori, you are a very special person. I appreciate you more than words can express! And your staff is so kind.” – Ella Starnes

We thank all those who honored their doctors with gifts and notes of gratitude! ■

DOCTORS' DAY 2021 DONORS

Marilyn L. Aaron
 Martha A. Adams
 Patricia O. and Marcus W. Adams, MD
 Willie Mae Ahdunko
 Ildefonso Almeida Jr.
 Richard W. Amend
 Byron Ames
 Gloria and Robert E. Anderson, MD, PhD
 Jack L. Andrews
 Michael and Faye Angelotti
 Anonymous
 Alma M. Anthony
 Kenneth and Janis Antone
 Kenneth W. Arinwine
 Jo Beth Arterberry
 Joyce K. Atchison
 Helene F. Bacher
 Judith Bachman
 G. William Bailey
 Jerry D. Balentine
 Robert C. Barnett
 Lora L. Bassham
 Eldon L. Beavers
 Joe Ann Beeson
 Maxine E. Beisley
 Carol Ann Bell
 Charlotte S. Bellah
 Robert Eugene Benz
 Winona Lynn Berry
 Charlotte D. Bert
 Paskel D. Bevan
 Jessica and Levi Bickford
 Patricia B. Biggers
 Theresa Blanchard
 Mary M. Bloesing
 Braxton M. Boggs
 Donna J. Bonds
 Mary L. Boone
 Alice Mae Borders
 David and Molly Boren
 Rick and Rita Bornoff
 MSG (Ret.) Jacci Bowers
 Margie L. Brace
 Ernest L. Branch
 David Lee Bray
 Jessie Bridges
 John G. Brooks
 Jerry D. Brown
 Kenny and Diane Brown
 Marlene Brown
 Peter M. Burke
 Oather B. Burrough
 Bernard Butler
 Glen Butler
 Frank O. Caldwell
 Virginia C. Cannata
 Dr. Patricia Capra
 Joyce E. Carle
 Gloria A. Carmichael
 Mary A. Carson
 Lakisha Carter
 Linda K. Chambers
 Billie R. Chandler
 Joyce A. Chapman
 Susan A. Chavez
 Joseph E. Chicoraske
 Delores Clark
 Edward and Matilda Clements
 Diana J. Cobb
 Tony Coffey
 Naomi R. Colbert
 Karissa J. Cole
 Phillip C. Cole
 Jean Coleman
 Margaret R. Coleman
 Sharon G. Coleman
 Myrna Cook
 Shirley A. Cooks
 Nickie V. Cooper
 Ioawana M. Cotten
 LeeAnn and Lester Cowden Jr.
 Karen T. Cox
 Mary Cox
 Charles B. Crews
 Jamie Crosby
 Kenneth Crouch
 Cedric L. Cudjoe
 Margaret A. Cukjati
 Ronald W. Culver
 David G. Curry
 Hazel Cusac
 Cindy Daniel
 C. Lois Daniels
 Elizabeth M. Daniels
 James Daves
 Sheila E. Davidson
 Cynthia A. and Tad Davis
 Gordon and Karen Davis
 Kara Davis
 Linda A. Davis
 Carmelina C. De La Paz, MD, FAAFP
 Carolyn Dearstyn
 Zachary J. Deason
 Myrna DeBose
 Marion Dennis
 Mary Elaine Devin
 Marilyn M. and Edward F. Diekmann
 Retha Digman
 Michael Dodoo
 Stanley Domstead
 Billy D. Donovan
 JoAnna Alexander Donovan
 Betty J. Doooley
 Nancy A. Drennan
 Helen Lee Duckett
 Jim Durbin
 Rodney Dutton
 W. Samuel Dykeman
 Mary P. Eddy
 Glen D. Edgin
 Carl and Susan Edwards
 Christopher B. Edwards
 Sandra L. Edwards
 Charles W. and Dorothy M. Ellis
 Jimmie J. Ellis
 Roger D. and Joanna Empie
 Robert B. Epstein, MD
 Scott D. Epstein
 Cena A. Ervin
 Natalie A. Essary
 Joyce E. Eykamp
 Margaret A. Farmer
 John W. Farrelly
 Peggy D. Farris
 Rosena L. Fasching
 Gerald and Peggy Feese
 Nancy Ferrell
 Teresa Z. Fife
 Jay K. Foertsch
 Kit L. Fong
 Zeola A. Ford
 Steven T. Forrest
 Sharon K. Fossett
 LaSaundra Fowler
 Charlotte J. Freeland
 Gwenda G. Freeman
 Dorothy A. Frosch
 Wilma Fuksa
 Dana E. Fuller
 Genevia J. Fulton
 Ruth Gable
 Arabela and Michael Galan
 Lt. Col. (Ret.) Joseph F. Garlett
 Larry and Deloma Gay
 Garyl and Lynn Geist
 James E. George
 Phillip Germain
 Aulena Gibson
 Patrick Gibson
 Rosa L. Gibson
 David Glenn
 Doniece Glenn
 Rosemary C. Gordon
 H. Randy and Karen Grasmuck
 Geraldine Gray
 James L. Gray
 Martha S. Gray
 William Gray
 Raymond C. Green
 Mike and Teri Griffin
 Barbara Hall
 Minna W. Hall
 Naomi F. Hall
 Ruth B. Hall
 Thomas R. and Joanne E. Hall
 Lyle Hamilton
 Gloria J. Hamlin
 Mary Hammonds
 Linda Hampton
 Cynthia M. and Dale Hanchey
 Connie G. Harding
 Marilyn Harmon
 Marie L. Harris
 Richard and Mary Harvey
 Mark A. and Roxanne J. Helm
 Arlene Henderson
 Barbara and George Henderson, PhD
 Pamela Henderson
 Marlon and Karen Henry
 Marvin Henschel
 Joseph W. Herbert
 Mattie L. Herrod
 Eddith A. and Ralph B. Hester Jr.
 Freida Hickman
 Glen E. Hicks
 Emilou Hiebert
 Viola F. Higdon
 Josephine Hill
 David and Manetta Holtam
 Wilbur House
 Kimberly A. Howard
 Thomas Huelskamp
 Flora E. Hufnagel
 Mary Lynn Hughes
 Carl L. Huit
 Catherine and Owen Hurst
 Jerry E. Ingram
 Teresa Irvin
 Debra Jackson
 Sonya Jackson
 Jack R. Jacobs
 Linda A. Jefferson
 Carra D. and Ivan L. Johnson
 Delbert W. Johnson
 Roberta L. Johnson
 Shirley A. Johnson
 Wanda Johnson
 Christeena Jones
 Ida Mae Jones
 Jay F. Jones Jr.
 Peggy J. Kates
 Cynthia L. Katterson
 Barbara Keating
 Mae Lois Keith
 John W. Kellam
 Joffa and William G. Kerr
 Barbara L. Kerrick
 Diana and Mark Keys
 Kenneth E. Kimbley
 Almetrice Kinslow
 Doug Kitchens
 James Klassen
 Reba E. Klick
 Lee Y. Konopnicki
 Luella K. Koppitz
 Ruth Krizek
 Cinda W. Lafferty
 Nancy D. Landrum
 Linda Landry
 John S. Lantz
 Nell Largent
 Geneva Larney
 Betty Jo Law
 Clyde Leach

Lorraine M. Lear
Virginia D. Leggett
Mary Kay Lentz
Laurnell E. Lenz
Betty J. Lewis
Charles A. Lewis
Diane Lewis
Ellouise H. and Ernest P. Love
Kristen Lovelace
Patricia A. Luffman
Gail Luna
Marty A. Machtolff
Brenda J. Madison
Cortez J. Madison
Chester Manderscheid
Cynthia Manning
Valerie Manning
Dale P. Marchacek
Andrew Marcum
Barbara L. Martin
Marian R. Martin
Fred W. and Mary K. Marvel
Randy Marzuola
Apolinar Mata Hernandez
Jacqueline J. Mauer
Joyce Maxson
Muriel Maynard
Gwendolyn L. McBride
Faye McCleary
O. Frances McCreary
Mike E. McCurtain
Tom and Brenda McDaniel
Randall and Rhonda McGuire
Toby and Kyndra McKinstry
Lacy and Beverly McLarry
A.W. McMurphy
Gail D. Meltzner
Richard R. Menden
Ken E. Mendenhall
Glenn Meriwether
Dennis and Edith Mesenbrink
Jim Meyer
Linda M. Miller
Sinia B. Miller
Gordon K. Montgomery
Linda S. Montgomery-Ashby
Etta Busler Moon
Angela V. Moore
Barbara L. Moore
Kent and Duchess Moore
Mark Moore
Wayne D. Moore
Joyce Louise Morgan
Charles D. Morrison
Elmer D. Morrison III
Bonnie A. Morrow
Carolyn J. Murphy
Charles and Bonnie Murray
Nancy Musselman
R. Clark Musser
Melvin S. Myers

Ramona Neal
Walter D. Neil
Thy K. Nguyen, MD
Talitha J. Nichols
Linda K. Nine
Lynda L. Nolen
Glen E. Northcutt
Jerry Nottingham
Nancy Novosad
Hannah J. Nowlin
Joye Oakley
Idella Oby
Kitty Ogburn
Trena Lucille Otwell
Gerald R. Oulds
Kenneth E. Overbey
Lewis Owens
Michael E. Owens
Michael D. Owusu
Virginia K. Pahdocony
Sadruddin Panjwani
Coletha Parrish
Tom Parrish
Richard H. and Gayle Parry
Sherry L. and Billy R. Partridge
Gladys Patterson
Lou K. Patterson
Patricia Patterson
Virginia Ryan Perkins
Glenda L. Phillips
Delores Pickens
Barbara Pirrong
Hui Son Plante
Donna Jean Plewes
Wanda Plummer
Charles Polston
William and Sandra Powell
James M. and Hye R. Pruchnicki
Julieta E. Pulos
Ebenezer L. Quartey
Betty Rackley
A. Juanita Rapier
Nora Jean Ray
Sandra Ray
Margaret B. Raymond
Lynn H. Redman
Eva C. Reid
Robert C. Replogle
Marvin and Linda Resnick
Gerald Reust
Lance Reynolds
Sheldon M. Reznik
Carol A. Richardson
Anne Riddle
William C. Ridenour
Ronald R. Roberts
Willie C. Roberts Jr.
Karen Robertson
Raymond Robinson Jr.
Delores M. Routh
Teresa L. Rule

Bruce Sankey Jr.
Mirna Sargent
Kenneth Schroeder
Gloria Scott
Jerry Scribner
Lloyd and Ramona Searcey
James Edward Setser
Abdullah and Gevriye Shamsid-Deen
Bobby G. Shannon
Phyllis J. Shaw
Ronald Shelton
Joann B. Sheppard
Marcia Shockey
Carolyn Shumaker
Robert C. Shumate
Harold Simons
Carol L. Sims
Barbara Smith
Laverne E. Smith
Nadyne Smith
Ryan C. Smith
Stacia R. and David S. Smith
Larry E. and Nicki J. Soice
Bonnie Southern
Charles and Nancy Stanphill
Ella Starnes
Arthur M. Stevens
Nancy A. and Jerry J. Stewart
Sandy Stewart
Bruce and Dianna Stieber
Charles R. Stinson
Irene Stone
Perry Stover
Ben Straight
Louis F. Strickland
Zane K. Strother
Michael A. Sullivan
Thomas Sullivan
Waymond Summers
Elizabeth Jane Swanner
Albert Sweet
Nora Jean Ray
Kyle and Sara Sweet
Alan and LeeAnn Taylor
James H. Taylor
Donna Tefft
Barbara J. Thomas
Guadalupe and Albert N. Thomas Jr.
Ellen T. Thompson
The Honorable and Mrs. Ralph G. Thompson
Wayne Thormodsgard
James E. and Carolyn J. Ticer
Diana Todd
John D. Todd
Monserrate Torres
Curtis and Scott Towery
Michael D. Trachman
Dr. Marilyn K. Troupe
Kent M. Tucker
John P. Tulp

Hang Za Tung
Roger Turner
Renaye Tyce
Marjorie L. Tytenicz
Genett Upton
Ellouise Vincent
Mary Lou Vogt
Deborah VonFeldt
Terry Lee Walker
William E. Wall
Roger Warner
Teddy Jo Watson
Forest L. Weast
Nancie C. Webb
Kay G. Wedemeyer
Brent L. Wendling, PhD
Ted M. Wernick
Charles Wheeler
Margaret R. Whippis
Regina L. Whitcomb
Barbara White
Robert P. White
William D. White
Regina Whitefield
Julian Whorton
John C. Wickstrom
Iris Wilcox
Cecil and Velma R. Williams
Ghita Williams
Marsha Williams
Teresa L. Williams
Carolyn Y. Wilson
Peggy J. Wilson
Roy Wilson
Edgar A. Winn
Kristine L. Winneke
Katherine Winslow
Mistie Winters
Leona Wolford
Dorothy Woodruff
Karen J. Wright
Sheryl Wright
Ruth M. Wyatt
Sun Yi
Charles Young
Clairene F. Young
Martha A. Young
Susan T. Young
Rosie Zahn
Afroza and Musharraf Zaman, PhD,
PE, F ASCE
D'Anna and Carl H. Ziese Jr.

2020 ANNUAL DONORS

The following names reflect gifts received by the Dean McGee Eye Institute and/or Dean McGee Eye Institute Foundation from January 1 through December 31, 2020. They include gifts and pledges as well as payments on previous pledges.

\$1,000,000 - \$5,000,000

E.L. and Thelma Gaylord
Foundation
Estate of Elizabeth Zoernig Milam

\$100,000 - \$249,999

Anonymous
Chapman Charitable Trust
The Chickasaw Nation

\$50,000 - \$99,999

The Samuel Roberts Noble
Foundation, Inc.
David and Kim Rainbolt
Sarkeys Foundation

\$25,000 - \$49,999

ASCRS Foundation
Peggy J. Kates
Carol Elizabeth Young Foundation
The Anne and Henry Zarrow
Foundation

\$10,000 - \$24,999

Crawley Family Foundation
Marsha and David Dickinson Jr., PhD
Mrs. W.D. Eggers
Stan D. and Joni Miller
Polly and J. Larry Nichols
Oklahoma City Community
Foundation
George Records
Elizabeth and James R. Tolbert III
Barbara and Stanton L. Young
Foundation
Maxine and Jack Zarrow Family
Foundation

\$5,000 - \$9,999

Alpha Iota Chapter of Delta Gamma
American Fidelity Group
Gloria and Robert E. Anderson, MD, PhD
Jimmie Lynn & Billye Austin
Foundation
Daniel R. Brooks, MD
Chick and Yvonne Hilgenberg
Charitable Trust
Charles G. Koch
Patricia McGee Maino
Meinders Foundation
Rebecca K. Morgan, MD

NFG Foundation, Inc.
Drs. David and Julie Parke
Richard H. and Gayle Parry
Drs. R. Michael and Rhea Siatkowski
Vision Advancement Foundation
Lee W. and Laura Young

\$1,000 - \$4,999

Martin-Paul Agbaga, PhD and
Chih-Ying Emma Lee
Kathy and Richard Alvarez, MBA
Anonymous
Paul D. Austin Family Foundation
Marilyn J. Bell
Joe Besharse, PhD
Sharon and John R. Bozalis, MD
Robert H. Bullington Jr., MD
Amy and Daniel J.J. Carr, PhD, FARVO
Michael A. Cawley
Richard G. Chambers, MD
Cynthia A. and Tad Davis
Roger D. and Joanna Empie
Tricia L. Everest
Wanda Feerer
Ernest E. Fellers Trust
Chris and Ashley Fleming
Cindy and Stephen R. Fransens, MD
Joan F. Frates
Garyl and Lynn Geist
Jack Golsen
Scott M. Guess, MD
William D. Hawley, MD
Kimberly A. Howard
Joann Ingle
Van and Paula Jones
Michael E. and Kim Joseph
Mahmoud A. Khaimi, MD
Koda Operating, LLC
Nancy A. Lambert, BCO
Linda S. Lantrip, DO
Herb Leonard
Macklanburg-Hulsey Foundation, Inc.
Malcolm and Paula Milsten
Amalia M. Miranda, MD
Danette Mondalek
Annie Moreau, MD, FACS
Wanda Mosier
A. Ahmed Nasrullah, MD
Anil D. Patel, MD, FRCSC, FACS
Helga Fuenfhausen Pizio, MD and
Vlajko Djordjevic
Robert M. Plunk
Dale and Mildred Proctor

Vicki and Robert Rankin
James F. Ronk, MD
Nelson R. Sabates, MD
Siv Brit Saetre, MD and James
Entwistle Jr.
Anne and Steven R. Sarkisian Jr., MD
Dr. Gregory L. and Anne M. Skuta
Richard and Jackie Skuta
Robert Emery Smiser and Mary Lee
Smiser
Christopher Speegle
Casey and G. Rainey Williams Jr.
Dr. Peter Winn and Gail Deaton
Diana Wolff
Mark Wyckoff

\$500 - \$999

Marlyn Abraham
Evan J. Allan, MD
Anonymous
Marilyn Balyeat
Lea D. Bennett, PhD
Matthew D. and Jill Bown
Reagan H. Bradford Jr., MD and
Cynthia A. Bradford, MD
Dan and Michelle C. Callegan, PhD,
FARVO
Angela and Adam A. Carver, MD
Rachel M. Caywood, OD, FFAO
Mary A. and John J. Coates Jr.
Claude A. and Patricia Drabek
Jim Durbin
Jessica and Brian K. Firestone, MD
Charla Garrett-Lee
Leigh and Ben J. Harvey, MD
Joshua F. Hendrix, MD
Christopher and Marilou Hines
Jerry and Jane Hurst
Melody Marcum
Virginia and Don McCombs Jr.
Steven N. Montgomery, MD
Scott A. Murphy, MD
Jacquelyn A. Jetton O'Banion, MD
Marilyn S. Orr
Kay and John Shenk
Mary A. Sherman
Heather and Donald U. Stone, MD
The Honorable and Mrs. Ralph G.
Thompson
Alice and C.P. Wilkinson, MD
Judy and Thomas C. Wolf, MD

\$100 - \$499

Ann Acers-Warn, MD, MBA
Valerie Allison
V. Kristi Andrews
Anonymous
Ron and Elizabeth Argo
Mallie S. Asher-Steeman
Joyce K. Atchison
J. Edward Barth
Charlotte D. Bert
Peter F. and Kathy L. Bjorlie
Shayna Bowen
Kenny and Diane Brown
Ashley and John Russell Burks, MD
Cornelia Caraway
Stephen L. Cardell
J.E. Carrington
Pachneerat Chainakul, MD
Denise R. Chamblee, MD
Coffeyville Resources
John and Joanna Compton
Matthew D. Cooke, MD
John S. and Carol L. Crellin
Carolyn Pyle Crepps
Cindy Daniel
Huong T. Dao
Mary K. Deese
Susan and Steven H. Dewey, MD
M. Christine DiGiovanni
Carl and Susan Edwards
Michael H. Elliott, PhD, FARVO and
Ana J. Chucair-Elliott, PhD
William Elliott
Natalie A. Essary
Joe and Margaret Fee Jr.
Jon R. Fishburn, MD
Mary Jane Fitzpatrick
Richard L. and Karen Flesher
Dr. Aaron and Lisa Fortney
Bradley Fouraker, MD, FACS
Ted and Marilou Gardner
Michelle Garrison
Kerry G. and Theresa L. Gibson
Carla M. Gilbert
Betty Jean Griswold
Barbara Hall
Dr. and Mrs. James Halligan
Bill Hays
Kathleen Anne Hosea
Chenfung S. Izfar
Stephen Jackson
Barbara and Mason P. Jett, MD
Jay C. Johnston, MD

David and Sandy Keating
 Andrea and Hale M. Kell, OD
 Pamela A. and Ronald M. Kingsley, MD
 Kayla K. Knox
 Linda P. Lambert
 Linda and Randy Landis
 Charlotte K. Langley
 Ford and Maxine Lasher
 Lorraine M. Lear
 Sun Young Lee, MD, PhD
 Feng Li, MD, MPH, MS
 Kok Hoo Lim, MD and Mariam
 Jaafar Lim, DDS
 Maria E. Lim, MD
 Dan Little
 Jessica L. Lucas, OD, FAAO
 Patricia A. Luffman
 MacLaskey, Kelly Oilfield Services, Inc.
 Fred W. and Mary K. Marvel
 Elizabeth McCormick
 Mike E. McCurtain
 Mark McFadden
 Charles O. Meeks
 J. Dan Metcalf, MD
 Laura S. Miles, MD
 Mary M. and Chester L. Miller
 Kent and Duchess Moore
 Susan M. Moorman
 Michael F. Moroz
 James and Faye Morton
 Suresh and Kusum Naik
 Roberta L. Neaves
 Jean and Alan B. Nelson
 Governor and Mrs. George P. Nigh
 Hannah J. Nowlin
 Michael E. Owens
 Ricky Palmer
 Tom Parrish
 Mary Ellen and Bobby Petricek
 Cristal Phares
 Ensa K. Pillow, MD and Jonathan
 M. Pillow, MD
 Ronald Plunkett
 Raju V.S. Rajala, PhD
 Nora Jean Ray
 Darlene Reber
 Lena E. Redden
 Penny and Dee A. Replogle Jr.
 Marvin and Linda Resnick
 Revolution Resources LLC
 Kamran M. Riaz, MD and Sanaa A.
 Hameed, MD
 Andrew L. Rodenburg, MD
 Jaime and Ruth Rodriguez
 Steve Saemodarae
 Allyson Doiron Schmitt, MD
 Janet Seibel
 Norma Sheltman
 Sarita L. Sinclair
 Tom and Janath Slamans

Stacia R. and David S. Smith
 Charles and Nancy Stanphill
 Sandy Stewart
 Tom A. Thomas Jr. Fund
 Together We Give - BOK OKC Fund
 Trivestco Energy Company
 Vincent D. Venincasa, MD
 David Lee and Shirley B. Weeks
 Ghita Williams
 Andrew A. Wilson, MD
 Mistie Winters
 Edward G. and Norma L. Woods
 Charlotte Woolbright
 Paul R. and Beverly M. Woollett
 Sheryl Wright
 Tammy L. Yanovitch, MD, MHSc
 Betty Jean and Robert P.
 Yuyuenyongwatana, PhD

Up to \$99

Amazon Smile
 Anonymous
 Anonymous
 Susan Balding
 Roseanne Bell
 Eloise Bentley
 Julie A. Blankenship
 Pamela J. Boatwright
 Terrance J. Bolinger
 Robert D. and Ruth Bonham
 Michele Boyd
 John R. Bozeman
 T.A. Brandt
 Brittney Brown
 Jennifer Brown
 Patricia Brown
 Michelle Bruton
 Melissa Burleson
 Lori A. Canfield
 Renat e Carson
 Jon M. Carter
 Joseph and Mattie Carter
 Katie Chambers
 Margaret Chaney
 H. Kent Christner
 Lois Clark
 April Coker
 ConocoPhillips Company
 Andrea Cooper
 Shelley R. Critchfield
 Kenneth and Jan Culver
 Elizabeth M. Daniels
 Megan Davidson
 Cherie K. Davis
 Rebecca A. Day
 Leona Denning
 Annette DeShazo
 Kadisha Deskins
 Shelby Dickson
 Deleshia A. Dolton

Terry and Pam Doty
 Ann M. Eades
 Linda and Bill Elfstrom
 Kellye Elkins
 Marcene Farley
 Jackie Fisk
 Helen Franzone
 Sara French
 Beulah Garcia
 Marilyn Garrity
 Amber Gaynor
 Patsy Gibson
 Nicole Glenn
 Maria Gonzalez Arenas
 Kacia Gross
 Donna J. Hall
 Roberta L. Hamburger
 Cheryl Hamm
 Sue Ann Harrington
 James D. and Mary F. Harris
 Jennifer Harris
 Jamie Heard
 Cristal D. Herrera
 Shannon Highsmith
 Hilcorp Energy Company
 David L. Hogan
 Helen F. Howell
 Denise Huddleston
 Kristi Ingram
 Cathy Johnson
 Risa Johnson
 William and Sharon Johnston
 Breana Jones
 Jody Kallsen
 David and Delia Knight
 Linda Knox
 Christopher Korstjens
 Brooke Larson
 Lt. Col. and Mrs. Logan M. Lewis
 James Fox Lightfoot
 Mary Kate Lingreen
 Katrina Logan
 Thelma Long
 Baltazar and Juana Lopez
 Sue Loyd
 Lisa Martin
 Catherine McCaslin
 Carolyn McKee
 Charlene Meinke
 Gail D. Meltzner
 Rosie Miller
 Carmen Morales Hernandez
 Kelly Morris
 Mariah Murphy
 Mary Murray
 George and Patti Myers
 Sharon Neuwald
 New Dominion, LLC
 Major General Stanley F.H. Newman
 Lynda L. Nolen

Gerald R. Oulds
 Troy and Sherry Owens
 Shawn Paine
 Lisanne Paredes
 Latresa Perkins
 Phillips 66 Company
 Kimberly Powers-Johnson
 Jan Quayle
 Etheram Radfar
 Laura Ransom
 Bonnie R. Raymond
 Shamim Rehman
 Kurt and Cristi Reiger
 Shelley Robertson
 Dianne M. Rodriguez
 Eliahu E. Rubowitz
 Lance Ruffel Oil and Gas Corp.
 Joseph Shirley
 Janice K. Sims
 Nadyne Smith
 Terry and Marva Spencer
 Angela Spinner
 Nancy A. and Jerry J. Stewart
 SUNOCO, INC.
 Superior Pipeline Company
 Carolyn B. Swanson
 Penny Taylor
 Sandi Tittle
 Jennifer Tipples
 Alice M. Troy
 Shana Truitt
 Village Baptist Church
 Kanokthip Visityuthsart
 W.D. and Paula Watkins
 Eva Delores Watley
 Nancie C. Webb
 Karen S. Weddle
 Ira L. White
 Donny L. Wilkerson
 Julie Wilkins
 Mrs. Lonnie F. Williams
 Dale B. and Virginia A. Wood
 Karen J. Wright
 Patrizia Yale

2020 Acers Society

HONORING DR. THOMAS E. ACERS, BENEFITING OPHTHALMOLOGY RESIDENT & FELLOW EDUCATION

LIFETIME MEMBERS

Jackie Acers*
Ann Acers-Warn, MD, MBA
Evan J. Allan, MD
Francis "Ted" Applegate, MD
Andrew K. Bailey, MD
Sterling S. Baker, MD
Ray M. Balyeat, MD
Donald E. Beahm, MD
David A. Bernitsky, MD
Charles P. Bogle III, MD, PhD
Matthew D. Bown
Daniel R. Brooks, MD
D. Randolph Brown Jr., MD
Robert H. Bullington Jr., MD
Adam A. Carver, MD
William S. Clifford, MD, MBA
Russell D. Crain, MD
Sam S. Dahr, MD
James L. Dunagin Jr., MD
Bradley K. Farris, MD
William J. Faulkner, MD
Stephen R. Fransen, MD
Luther L. Fry, MD
John M. Garber, OD, FFAO
Garyl G. Geist
Robert D. Gourley, MD
Jeffrey W. Grisham, MD
Scott M. Guess, MD
Ben J. Harvey, MD
Jean R. Hausheer, MD, FACS
Joshua F. Hendrix, MD

John J. Herlihy, MD*
P. Lloyd Hildebrand, MD, FACS
Kimberly A. Howard
Rick D. Isernhagen, MD
David W. Jackson, MD
Alison Acers Jetton
Kevin A. Kerr, MD
Mahmoud A. Khaimi, MD
Robert T. Lee, MD
James H. Little, MD
Amalia M. Miranda, MD
Steven N. Montgomery, MD
Annie Moreau, MD, FACS
W. Stanley Muenzler, MD*
A. Ahmed Nasrullah, MD
Jacquelyn A. Jetton O'Banion, MD, MSc
David W. Parke II, MD
Ronald J. Pinkenburg, MD
Anil D. Patel, MD, FRCSC, FACS
Reena N. Patel, MD
Helga Fuenfhausen Pizio, MD
John A. Robinson, MD
Nelson R. Sabates, MD
Siv Brit Saetre, MD
Steven R. Sarkisian Jr., MD
Lee E. Schoeffler, MD
David L. Schwartz, MD
Mark H. Scott, MD
R. Michael Siatkowski, MD, MBA
Gregory L. Skuta, MD
Michael L. Soper, MD
Donald U. Stone, MD

Scot A. Sullivan, MD
Jeremy F. Tan, MD
Paul S. Tluczek, MD
Matthew P. Traynor, MD
Roland A. Walters, MD
Deana S. Watts, MD
G. Rainey Williams Jr.
James B. Wise, MD
Tammy L. Yanovitch, MD, MHSc
David E. Zuech, MD

ANNUAL MEMBERS

John Russell Burks, MD
Denise R. Chamblee, MD
Matthew D. Cooke, MD
Steven H. Dewey, MD
Jon R. Fishburn, MD
Aaron C. Fortney, MD
Jay C. Johnston, MD
Ronald M. Kingsley, MD
Scott A. Murphy, MD
Ensa K. Pillow, MD
Andrew L. Rodenburg, MD
Allyson Doiron Schmitt, MD
Rhea L. Siatkowski, MD
Vincent D. Venincasa, MD
Andrew A. Wilson, MD
Thomas C. Wolf, MD

**Deceased*

THE ACERS SOCIETY WAS ESTABLISHED by the alumni of the University of Oklahoma Department of Ophthalmology in recognition of its first full-time chair, Dr. Thomas E. Acers. The Society exists to support ophthalmology resident and fellow education of the highest quality. Proper training and supervised clinical experience for tomorrow's ophthalmologists will best serve both patients and the profession. Members of the Acers Society share this commitment.

Chair: William S. Clifford, MD, MBA, Garden City, Kansas

Committee Members: Ann Acers-Warn, MD, MBA, Lawton, Oklahoma

Donald E. Beahm, MD, Great Bend, Kansas

P. Lloyd Hildebrand, MD, FACS, Las Vegas, Nevada

James H. Little, MD, Norman, Oklahoma

Annie Moreau, MD, FACS, Oklahoma City, Oklahoma

Roland A. Walters, MD, Oklahoma City, Oklahoma

Ex-Officio: R. Michael Siatkowski, MD, Oklahoma City, Oklahoma

DMEI Launches Campaign for ALUMNI PROFESSORSHIP

THE EDUCATION PROGRAMS AT THE DEAN MCGEE EYE INSTITUTE (DMEI) and in the University of Oklahoma (OU) Department of Ophthalmology are among the best in the country. The residency program is ranked among the top 20 (#17) by *Doximity* (eighth among public universities) and attracts top medical students from across the nation. DMEI/OU's five fellowship programs are also some of the most sought-after experiences in ophthalmology.

This excellence in education is made possible by a faculty dedicated to the academic mission. To recognize DMEI/OU faculty members who excel in fulfilling this aspect of the mission, DMEI is undertaking a campaign to raise a minimum of \$500,000 to establish and endow the DMEI Alumni Professorship.

Once established, the professorship will be awarded for a two-year term. Earnings from the endowment will provide financial support for the recipient as he or she pursues educational, academic, scholarly, and service activities. Recipients will retain the title of DMEI Alumni Professor permanently.

Such an award will provide much-deserved recognition to the recipient and incentivize other faculty members to continue in their commitment to the academic mission. This will further strengthen the education programs at DMEI/OU and enhance the experience of future residents and fellows, which will lead to even better-trained ophthalmologists.

At the 45th Annual Resident and Alumni Meeting held on June 4-5, 2021, R. Michael Siatkowski, MD, MBA, chair of the OU

Department of Ophthalmology and DMEI's chief executive officer, announced the campaign and initial donors. At that time, we had raised \$284,000 towards our goal through a \$100,000 principal gift from Rebecca K. Morgan, MD and lead gifts from 18 alumni listed below:

- Evan J. Allan, MD (*Resident: 2011-2014; Glaucoma Fellow: 2014-2015*)
- Jeffrey A. Boomer, MD (*Resident: 2002-2005; Cornea Fellow: 2005-2006*)
- S. Cannon, MD (*Resident: 2001-2004; Oculoplastics Fellow: 2004-2005*)
- Adam A. Carver, MD (*Resident: 2009-2012; Retina Fellow: 2012-2014*)
- Denise R. Chamblee, MD (*Resident: 1989-1992*)
- William S. Clifford, MD, MBA (*Resident: 1990-1993; Glaucoma/Cornea Fellow: 1993-1994*)
- Aaron C. Fortney, MD (*Resident: 2000-2003*)
- Ronald P. Hobbs, MD (*Resident: 2009-2012*)
- Kevin A. Kerr, MD (*Resident: 2008-2011*)
- Gregory D. Kiblinger, MD (*Resident: 2004-2007*)
- A. Ahmed Nasrullah, MD (*Resident: 1998-2001; Cornea Fellow: 2001-2002*)
- Alan A. Norman, MD (*Resident: 1997-2000*)
- Helga Fuenfhausen Pizio, MD (*Resident: 1993-1996*)
- Scot A. Sullivan, MD (*Resident: 1996-1999*)
- Evan C. Sussenbach, MD (*Resident: 2012-2015*)
- Paul S. Tlucek, MD (*Resident: 2008-2011*)
- Matthew P. Traynor, MD (*Resident: 2005-2008; Glaucoma Fellow: 2008-2009*)
- Elizabeth R. Waller, MD (*Resident: 2003-2006; Neuro-Ophthalmology Fellow: 2006-2007*)

If you are interested in supporting this exciting initiative, please contact Jim Durbin, executive director of development, at 405.271.7803 or via email at jim-durbin@dmei.org. ■

3 Ways to Put Family First

NAMING THE DEAN MCGEE EYE INSTITUTE (DMEI) FOUNDATION AS A BENEFICIARY IN YOUR ESTATE PLAN

is a simple way to ensure we are able to continue to advance our mission for years to come. However, you may have hesitated to include the DMEI Foundation because you are unsure about how much to give.

We understand that since life is unpredictable and the value of your assets will likely rise and fall, you do not want to run the risk that someday your charitable gift could jeopardize the well-being of your family. Fortunately, there is a solution.

Instead of a fixed amount, consider giving a percentage of your estate or of specific assets. That way, gifts to loved ones and to organizations such as the DMEI Foundation remain proportional—no matter how your estate fluctuates.

Here are three simple ways to put family first while supporting the DMEI Foundation:

1. **Give a percentage of your estate to the Dean McGee Eye Institute Foundation in your will.**
2. **Leave the Dean McGee Eye Institute Foundation a percentage of your residual estate (the portion of your estate that remains after all gifts have been made and all claims of the estate are satisfied).**
3. **Name the Dean McGee Eye Institute Foundation as a beneficiary of a percentage of your life insurance policy or retirement account.**

Giving a small percentage of your estate can have a bigger impact on the DMEI Foundation than you might think. Contact Jim Durbin at 405.271.7803 or jim-durbin@dmei.org today if you have questions about naming us as a beneficiary. If you have already named the DMEI Foundation as a beneficiary, please let us know so we can thank you for your generosity. ■

Source: The Stelter Company. The information in this article is not intended as legal or tax advice. For such advice, please consult an attorney or tax advisor.

DMEI VISION SCIENTIST MICHAEL H. ELLIOTT, PHD, FARVO AWARDED PRESBYTERIAN HEALTH FOUNDATION PRESIDENTIAL PROFESSORSHIP

MICHAEL H. ELLIOTT, PhD, FARVO (Fellow of the Association for Research in Vision and Ophthalmology) is the recipient of a Presbyterian Health Foundation Presidential Professorship effective July 1, 2021. His selection was announced on April 28 during the virtual 2021 University of Oklahoma Health Sciences Center (OUHSC) Spring Faculty Awards event.

Dr. Elliott is an associate professor and basic scientist at the Dean McGee Eye Institute (DMEI) and in the OU Department of Ophthalmology. His research focuses on regulation of the blood-retinal barrier and understanding the role of membrane organization on the structure and function of the eye. He also holds an appointment in the OU Department of Physiology and in the Oklahoma Center for Neuroscience.

“Presidential Professorships are selectively conferred to faculty who not only demonstrate excellence in their professional activities but who also relate those activities to the students they teach and mentor. Dr. Elliott fulfills these criteria to perfection,” said R. Michael Siatkowski, MD, MBA, DMEI’s chief executive officer and the Edward L. Gaylord professor and chair of the OU Department of Ophthalmology. Dr. Elliott’s and other Presidential Professorships are supported entirely by private gifts to the University, are given for four-year terms, and provide an annual stipend.




*Michael H. Elliott, PhD, FARVO
Associate Professor*

A native of the Midwest, Dr. Elliott earned his undergraduate and doctoral degrees from the University of Kansas. He then completed a postdoctoral fellowship with Dr. Robert E. Anderson at OUHSC, later joined the OU faculty, and rose to the rank of associate professor in 2016.

Dr. Elliott is a nationally recognized authority and leader in his field of research with caveolins and the eye, which has been supported by the National Eye Institute, Research to Prevent Blindness, BrightFocus Foundation, American Diabetes Association, Presbyterian Health Foundation, Oklahoma Center for the Advancement of Science and Technology, and Oklahoma Center for Adult Stem Cell Research. He has served as chair of ARVO’s Members-in-Training Committee, was recognized as an ARVO Silver Fellow in 2018, and is a member of the Alcon Research Institute.

Dr. Elliott finds his work in basic science research gratifying because it lays a foundation for potential treatments in the future. “By understanding biological mechanisms that control disease states, we’re opening a door,” he said. “The specific molecular pathways we’re studying may be targetable by therapeutics. It’s exciting research for the opportunities it presents for patients.” ■

Dr. Sun Young Lee Receives First Annual Mina Chung WinR Research Award



Sun Young Lee, MD, PhD
Assistant Professor

SUN YOUNG LEE, MD, PhD WAS RECENTLY RECOGNIZED WITH THE FIRST ANNUAL MINA CHUNG WINR AWARD

from Women in Retina (WinR) for her work on inherited retinal diseases. The Mina Chung WinR Research Award was created in memory of Dr. Mina Chung, who was a retina faculty member at the University of Rochester (New York). Dr. Chung tragically passed away in a 2020 skiing accident.

Dr. Lee is an assistant professor, vitreoretinal surgeon, and clinician scientist at the Dean McGee Eye Institute/University of Oklahoma whose research also focuses on retinal fibrosis and scarring. She will receive a \$2,000 grant to attend this year's American Society of Retina Specialists Annual Meeting in San Antonio. ■

SAVE THE DATE



5th Annual Robert E. Anderson, MD, PhD Lecture
September 22, 2021

14th Annual OU Vision Workshop
September 22-23, 2021

Tullio O. Costin, MD Lecture Hall, Dean McGee Eye Institute, Acers Pavilion, Fifth Floor

Paul A. Sieving, MD, PhD

Former Director, National Eye Institute
Professor of Ophthalmology, University of California-Davis Eye Center
Neil and M.J. Kelly Presidential Endowed Chair in Vitreoretinal Research



T32 Training Grant Awarded by National Eye Institute

A RESEARCH TRAINING IN VISION

SCIENCE T32 GRANT recently awarded to the University of Oklahoma Health Sciences Center (OUHSC) will provide over \$350,000 to support PhD trainees for five years with the aim of producing independent investigators capable of sustaining productive research programs in the vision sciences. This is one of only three such training grants at OUHSC.

The principal investigator for the current grant is Michelle C. Callegan, PhD, FARVO, director of vision research at the Dean McGee Eye Institute (DMEI) and for the OU Department of Ophthalmology. Dr. Callegan is the Dean A. McGee Professor of Ophthalmology and is a Professor of Microbiology and Immunology, a George Lynn Cross Research Professor, and an Edith Kinney Gaylord Presidential Professor.

R. Michael Siatkowski, MD, MBA, DMEI's chief executive officer and chair of the OU Department of Ophthalmology states, "We are thrilled that Dr. Callegan has obtained

this highly competitive grant. The training of future vision scientists is vital to our goal of developing new treatments for visual loss on a national basis."

A prior vision-related T32 grant led by Daniel J.J. Carr, PhD, FARVO as the principal investigator was active from 2014 to 2019.

The T32 grant program is designed for training students in the areas of molecular/cellular biology, genetics, biochemistry, and immunology with a particular focus on training in vision research. The program's leadership selects mentors based on the productivity of their current research and on their training records. The training program rigorously instructs and reinforces skills pertinent to experimental science and involves a combination of coursework, independent research, oral presentations (in-house, national, and international), written research proposals, and the sharpening of communication skills through continuous mentor feedback and peer review. ■

RESEARCH FACULTY— DEPARTMENT OF OPHTHALMOLOGY

Martin-Paul Agbaga, PhD
Lea D. Bennett, PhD
R. Steven Brush, BS, MBA
Michelle C. Callegan, PhD, FARVO
Daniel J.J. Carr, PhD, FARVO

Yan Chen, PhD
Phillip S. Coburn, PhD
Michael H. Elliott, PhD, FARVO
Kevin K. Fuller, PhD
Darren J. Lee, PhD

Sun Young Lee, MD, PhD
Feng Li, MD, MPH, MS
Raju V.S. Rajala, PhD

Save the Date! Register Now!

**TABLE ROCK
REGIONAL ROUNDUP
2021**

SEPTEMBER 23 – 25

**BIG CEDAR LODGE
RIDGEDALE, MO**

REGIONAL
OPHTHALMOLOGY
CONFERENCE

A Joint Venture at:
Arkansas Ophthalmological Society
Kansas Society of Eye Physicians and Surgeons
Missouri Society of Eye Physicians and Surgeons
Oklahoma Academy of Ophthalmology

THE OKLAHOMA ACADEMY OF OPHTHALMOLOGY (OAO) will hold its annual meeting in conjunction with the Table Rock Regional Roundup Meeting at Big Cedar Lodge in Ridgedale, Missouri from September 23-25, 2021.

This four-state regional educational meeting includes the OAO, Arkansas Ophthalmological Society, Kansas Society of Eye Physicians and Surgeons, and Missouri Society of Eye Physicians and Surgeons. The annual conference attracts approximately 90 ophthalmologists from these four states and from across the country. It features educational sessions on the latest in clinical and surgical treatments, practice management, and advocacy issues. Guest speakers for this year's meeting will include Dr. Tamara R. Fountain, the current president of the American Academy of Ophthalmology (see pages 44-45), and Dr. Douglas D. Koch, a past president of the American Society of Cataract and Refractive Surgery. ■



**MASONIC CHARITY FOUNDATION OF OKLAHOMA
Distinguished Visiting Lecturer**



AUGUST 23, 2021

Hilda Capó, MD (front, fifth from right)
John T. Flynn Professor of Clinical Ophthalmology
Division Chief, Pediatric Ophthalmology and Adult Strabismus
Bascom Palmer Eye Institute
Leonard M. Miller School of Medicine
University of Miami
Miami, Florida

**Title: "Strabismus After Non-Strabismus
Ocular Surgery"**




Andrew R. Osborn, MD
Chief Resident

ANDREW R. OSBORN, MD NAMED NEW CHIEF RESIDENT

DR. ANDREW R. OSBORN HAS BEEN SELECTED as chief resident for the 2021-2022 academic year, which started on July 1. Raised in Springfield, Missouri (where his father is an ophthalmologist), Dr. Osborn attended Washington University in St. Louis as an undergraduate and was awarded a bachelor of arts degree in anthropology with a minor in public health. At Washington University, he was a member of the men's basketball team. Dr. Osborn then completed medical school (*cum laude*) at the University of Missouri School of Medicine, where he also was inducted into the Alpha Omega Alpha Honor Medical Society. Following medical school, he completed a transitional year internship at St. Vincent Hospital in Indianapolis, Indiana, serving as chief resident of his intern class.

Dr. Osborn began his residency in ophthalmology at the Dean McGee Eye Institute/University of Oklahoma (DMEI/OU) in 2019. In his free time, Dr. Osborn enjoys playing basketball, solving crossword puzzles, fishing on Table Rock Lake, and spending time with his friends, family, and co-residents.

Dr. Osborn's predecessor as chief resident, Victoria A. Bugg, MD, will join DMEI and the OU Department of Ophthalmology full-time faculty as a comprehensive ophthalmologist and clinical assistant professor in November 2021. ■



Juliana C. Bryant, MD

DR. JULIANA C. BRYANT RECEIVED THE 2021 DEAN MCGEE AWARD IN OPHTHALMOLOGY as the most outstanding University of Oklahoma (OU) College of Medicine graduating medical student in this specialty area. Dr. Bryant, who is from Tulsa, earned her undergraduate degree from the University of Kansas (highest distinction) and her medical degree from OU (special distinction, Alpha Omega Alpha Honor Medical Society, and Gold Humanism Honor Society). She is currently an intern in internal medicine at OU and will begin her ophthalmology residency at the Dean McGee Eye Institute/OU in July 2022.

RESIDENTS (first class of five resident graduates)



SHEHZAD Y. BATLIWALA, DO, has completed three years of residency training and will enter a cataract and refractive surgery fellowship at the ClearSight LASIK Center in Oklahoma City. All graduating residents are shown with Drs. R. Michael Siatkowski (left, department chair and residency program director) and Carolyn E. Kloek (right, associate residency program director).



ANDREW H. HUCK, MD, has completed three years of residency training and will enter private practice as a comprehensive ophthalmologist in his childhood home of Bloomington, Indiana.



VICTORIA A. BUGG, MD, has completed three years of residency training and will join the Dean McGee Eye Institute and the University of Oklahoma Department of Ophthalmology in November 2021 as a full-time member of the comprehensive ophthalmology service and as a clinical assistant professor.



DOUGLAS H. JIN, MD, has completed three years of residency training and will pursue a two-year vitreoretinal surgery fellowship at the University of Iowa in Iowa City, Iowa.

UPDATES OF 2021



ALICE Y. KIM, MD, has completed three years of residency training and will enter private practice as a comprehensive ophthalmologist in Los Angeles, California.



FINNY T. JOHN, MD (right), has completed a one-year glaucoma fellowship and will enter private practice as a glaucoma and cataract surgeon in Wichita, Kansas. He is pictured with Mahmoud A. Khaimi, MD (left), glaucoma fellowship director.

FELLOWS



ANDREW C. HOU, MD (right), has completed a one-year cornea/external disease/refractive surgery fellowship and will enter private practice as a corneal specialist in Bradenton, Florida. He is pictured with Rhea L. Siatkowski, MD (left), cornea fellowship director.



JORGE L. MALOUF, DO (right), has completed a one-year global eye care fellowship and will enter private practice as a comprehensive ophthalmologist in Palm Harbor, Florida. He is pictured with Bradley K. Farris, MD (left), global eye care fellowship director.

UNIVERSITY OF OKLAHOMA DEPARTMENT OF OPHTHALMOLOGY INCOMING 2021 RESIDENTS & FELLOWS

INCOMING 2021 RESIDENTS




Jessica Hsueh, MD
College: University of California-Los Angeles
Medical School: Case Western Reserve University, Cleveland, OH
Interim Year: Huntington Memorial Hospital, Pasadena, CA



Elizabeth A. Fairless, MD
College: Dartmouth College, Hanover, NH
Medical School: Yale University, New Haven, CT
Interim Year: Providence Sacred Heart Medical Center, Spokane, WA



Austin L. LaGrow, MD
College: Oklahoma Christian University, Oklahoma City, OK
Medical School: University of Oklahoma, Oklahoma City, OK
Interim Year: University of Oklahoma, Oklahoma City, OK



Kyle J. Royalty, MD
College: Birmingham-Southern College, Birmingham, AL
Medical School: Medical College of Georgia at Augusta University, Augusta, GA
Interim Year: Medical College of Georgia at Augusta University, Augusta, GA



Elise E. Steinberger, MD, MS
College: Northwestern University, Evanston, IL
Medical School: Tufts University, Boston, MA
Interim Year: Grand Strand Medical Center, Myrtle Beach, SC

INCOMING 2021 FELLOWS



Oliver G. Fischer, MD, MSc
Retina Fellow (Second Year)
College: State University of New York at Binghamton, NY
Master of Science: Georgetown University, Washington, DC
Medical School: Rush Medical College, Chicago, IL
Residency: Bronx Care Ophthalmology, The Bronx, NY




Joseph W. Fong, MD
Neuro-Ophthalmology Fellow
College: Christian Brothers University, Memphis, TN
Medical School: University of Tennessee, Memphis, TN
Residency: University of Arkansas for Medical Sciences, Little Rock, AR



C. Daniel McGuffey, MD
Cornea Fellow
College: Mississippi State University, Mississippi State, MS
Medical School: University of Mississippi, Jackson, MS
Residency: University of Tennessee, Memphis, TN



Nicholas R. Norton, MD
Global Eye Care Fellow
College: La Sierra University, Riverside, CA
Medical School: Loma Linda University, Loma Linda, CA
Residency: Loma Linda University, Loma Linda, CA



Connor M. Smith, MD
Glaucoma Fellow
College: Baylor University, Waco, TX
Medical School: University of Texas Southwestern, Dallas, TX
Residency: University of Texas Southwestern, Dallas, TX



Mark T. Williams, MD
Retina Fellow
College: Arizona State University, Tempe, AZ
Medical School: University of California – San Francisco
Residency: University of Arizona, Tucson, AZ




DEPARTMENT OF
OPHTHALMOLOGY

DMEI/OU Residency Program Fulfills New Year's Resolution for Recycling Batteries

AT THE BEGINNING OF 2019, the Dean McGee Eye Institute/University of Oklahoma's (DMEI/OU's) residency program set a New Year's resolution for recycling batteries from the Eye Institute to reduce toxic wastes in the environment.

In the past 2 ½ years, DMEI/OU employees have recycled 2271 used batteries, including 369 in the past six months. The batteries came in all sizes and shapes and were comprised of standard household alkaline batteries to rechargeable lithium-ion batteries. The batteries have been recycled at the Household Hazardous Waste Facility of Oklahoma City.

We are grateful to recently graduated resident Douglas H. Jin, MD for leading this effort! ■



SAVE THE DATE: Monday, September 20, 2021

THE 29TH ANNUAL WALTER J. STARK MEMORIAL LECTURESHIP

8:30 am–9:30 am • Tullos O. Coston, MD Lecture Hall

Wallace L. M. "Lee" Alward, MD

Professor Emeritus

Past Frederick C. Blodi Professor of Ophthalmology

Past Vice Chair, Department of Ophthalmology and Visual Sciences

Past Director, Glaucoma Service

University of Iowa Carver College of Medicine

Iowa City, Iowa

45th Annual DMEI Ophthalmology Symposium 41st Annual Tullos O. Coston, MD Lecture



Pictured (left to right): William S. Clifford, MD, MBA, Chair of the Acers Society; Cynthia A. Bradford, MD, Presbyterian Health Foundation Presidential Professor; Tamara R. Fountain, MD, 2021 Tullos O. Coston, MD Lecturer; R. Michael Siatkowski, MD, MBA, DMEI Chief Executive Officer, Edward L. Gaylord Professor and Chair, and Residency Program Director; and Gregory L. Skuta, MD, DMEI Past President, David W. Parke II, MD Professor, and Vice Chair for Faculty Development and External Relations. Dr. Fountain is the current American Academy of Ophthalmology (AAO) President. Drs. Bradford and Skuta served in this role in 2017 and 2014 respectively. Dr. Clifford now serves as a Trustee-at-Large on the AAO Board of Trustees, and Dr. Siatkowski is Associate Secretary for the AAO's Subspecialty Day.

TAMARA R. FOUNTAIN, MD DELIVERED

the 41st Tullos O. Coston, MD Lecture on June 5, 2021, as part of the 45th Annual Dean McGee Eye Institute (DMEI) Ophthalmology Symposium/University of Oklahoma (OU) Resident and Alumni Meeting. Her Coston Lecture was entitled “Physicians and Pilots, Patients and Passengers: Making Decisions When Stakes Are High.” She also delivered a second lecture, “2020 Hindsight, 2021 Foresight: Money, MOM, Meetings, and Moving On.”

This year’s meeting was a hybrid event with DMEI/OU residents, fellows, and faculty attending in person and outside ophthalmologists attending virtually.

As the current president of the American Academy of Ophthalmology (AAO), Dr. Fountain became the first sitting AAO president to deliver the Coston Lecture or any named lecture at DMEI. She is a past president of the American Society of Ophthalmic Plastic and Reconstructive Surgery and of the Illinois Society of Eye Physicians and Surgeons. Dr. Fountain also has served as chair of the Board of Directors of the Ophthalmic Mutual Insurance Company and will become a director of the American Board of Ophthalmology in 2022.

Dr. Fountain is a professor of ophthalmology at Rush University Medical Center in Chicago, where she is section chair emeritus of

m/OU Resident and Alumni Meeting,

oculofacial plastic surgery. She also maintains a private practice in oculofacial plastic and reconstructive surgery on Chicago's North Shore in Deerfield, Illinois.

After growing up in the Minneapolis, Minnesota area, Dr. Fountain earned her undergraduate degree at Stanford University and her medical degree from Harvard Medical School. After completing an internship at the University of Pennsylvania and a residency in ophthalmology at Johns Hopkins' Wilmer Eye Institute, Dr. Fountain returned to California for fellowship training in ophthalmic plastic and reconstructive surgery at the Doheny Eye Institute/ University of Southern California. She has received the Distinguished Alumnus Award from both the Wilmer Eye Institute and the Doheny Eye Institute.

Other major honors and awards for Dr. Fountain include a Life Achievement Honor Award and

three Secretariat Awards from the AAO, MillennialEYE Outstanding Female Leader in Ophthalmology, and *The Ophthalmologist* magazine's "Top 100 Women in Ophthalmology Power List". She has served as a visiting or guest lecturer for scores of universities and national and international societies and has been invited to deliver approximately 20 named lectures.

Dr. Fountain's professional and scholarly activities have focused on ocular trauma, oculoplastic surgery, and medical liability issues. Outside of medicine, she enjoys traveling with family, including her adult son and daughter.

Dr. Fountain considers herself "quite fortunate to have led a life of service to her patients as well as to the profession of ophthalmology." DMEI was extremely fortunate to benefit from her experience and expertise as the 41st Tullos O. Coston, MD Lecturer! ■



SAVE THE DATE!
DMEI Ophthalmology Symposium 2022
46th Annual OU Resident and Alumni Meeting
Friday/Saturday, June 10 – June 11, 2022

42nd Tullos O. Coston, MD Lecture (June 11)

Robert E. Wiggins, MD, MBA

President-Elect, American Academy of Ophthalmology

Past President, American Association for Pediatric Ophthalmology and Strabismus

Managing Partner, Asheville Eye Associates, Asheville, North Carolina

RESIDENT/ALUMNI AWARDS



EDWARD AND THELMA GAYLORD FACULTY HONOR AWARD:

ANDREW T. MELSON, MD

Pictured (left to right): Victoria A. Bugg, MD, Andrew H. Huck, MD, Andrew T. Melson, MD, Shehzad Y. Batliwala, DO, Douglas H. Jin, MD, and Alice Y. Kim, MD.



EXCELLENCE IN ATTENDING AT VA AWARD:

LAYNE E. GOETZINGER, MD

Pictured (left to right): Victoria A. Bugg, MD, Andrew H. Huck, MD, Shehzad Y. Batliwala, DO, Layne E. Goetzinger, MD, Douglas H. Jin, MD, and Alice Y. Kim, MD.



DR. & MRS. THOMAS E. ACERS RESIDENT HONOR AWARD:

FARZAD JAMSHIDI, MD, PHD



ROBERT G. SMALL, MD RESIDENT AWARD FOR MEDICAL STUDENT EDUCATION:

VICTORIA A. BUGG, MD

As part of the Dean McGee Eye Institute (DMEI) Ophthalmology Symposium 2021 and the University of Oklahoma (OU) Department of Ophthalmology's 45th Annual Resident and Alumni Meeting, the recipients of a number of awards were announced during a ceremony held on the second floor of the Colcord Hotel on the evening of Saturday, June 5.



ANNIE MOREAU, MD FELLOW TEACHING AWARD:

FINNY T. JOHN, MD

Pictured (left to right): Victoria A. Bugg, MD, Alice Y. Kim, MD, Andrew H. Huck, MD, Finny T. John, MD, Shehzad Y. Batliwala, DO, and Douglas H. Jin, MD.



RESIDENT OUTSTANDING DMEI STAFF AWARD:

**HELEN F. HOWELL
RESIDENCY PROGRAM COORDINATOR**

DEAN MCGEE EYE INSTITUTE AMONG NATION'S TOP EIGHT PUBLIC INSTITUTIONS IN *U.S. NEWS & WORLD REPORT* AND *DOXIMITY* 2021-2022 SURVEYS

THE DEAN MCGEE EYE INSTITUTE (DMEI) WAS RANKED 7TH in the nation among academic eye centers affiliated with a public university and 18th overall by *U.S. News & World Report* in its 2021-2022 survey. In the latest *Doximity* survey of ophthalmology residency programs, DMEI/University of Oklahoma was ranked 8th among public institutions and 17th overall. Only 16 centers and seven public universities were ranked in the top 20 in both surveys.

OKLAHOMA'S OPHTHALMOLOGY *Pioneers*

BY APRIL WILKERSON

OPHTHALMOLOGISTS WHO TRAINED AT THE DEAN MCGEE EYE INSTITUTE (DMEI)/UNIVERSITY OF OKLAHOMA (OU) OR PRACTICED IN OKLAHOMA HAVE SIGNIFICANTLY ADVANCED THE FIELD WITH INNOVATIONS THAT HAVE TRANSFORMED PATIENT CARE.

Determined to improve the standard of care for the patients they served, each of these six physicians and surgeons developed new techniques and made discoveries that revolutionized the field.

Following are snapshots of the contributions of Drs. James H. Little, James B. Wise, Mark A. Terry, Bradley K. Farris, Ronald R. Krueger, and Mahmoud A. Khaimi.



James H. Little, MD

Today, cataract surgery is so common and expedient that approximately four million of these procedures are performed in the United States each year with overwhelmingly excellent outcomes. Without the dedication and skill of Dr. James H. Little, however, that might not be the case.

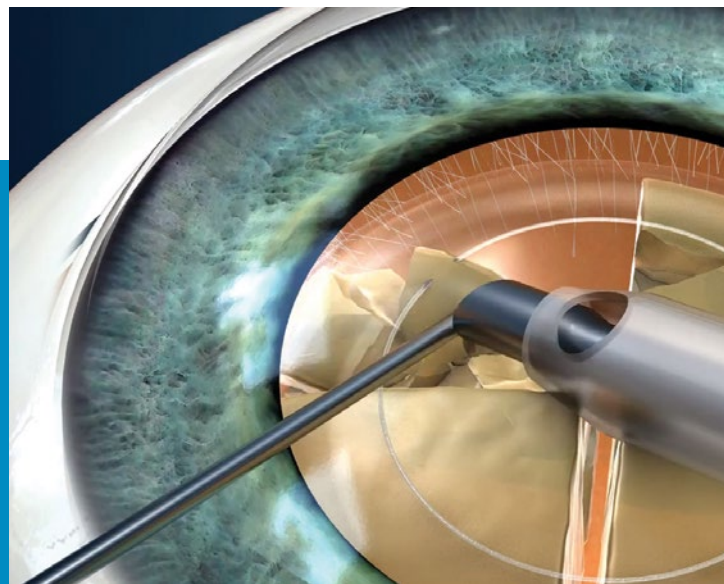
Dr. Little, who earned his medical degree and also completed his ophthalmology residency at OU, practiced ophthalmology at Southwest Eye Clinic in Oklahoma City for 40 years. He was an early adopter of phacoemulsification, the process that breaks up a cataract with ultrasonic waves and suctions out the fragments, and worked with the originator of the technique, New York ophthalmologist Dr. Charles D. Kelman, learning from him and training to do the procedure. Thereafter, Dr. Little made modifications to the phacoemulsification machine and handpiece—improvements that are still in use today. In the early 1970s, Dr. Little brought phacoemulsification to Oklahoma and, in the years following, taught the technique to ophthalmologists around the nation and world.

“That was a very exciting time,” Dr. Little said. “It fulfilled one of my main desires to improve

surgery. My career was approximately 90% driven by phacoemulsification. I probably did 50,000 cataract surgeries during the years I was in practice.”

Before phacoemulsification, patients were hospitalized, sometimes for several days, for cataract surgery, and ophthalmologists made large incisions to surgically remove cataracts, which often led to astigmatism. Dr. Little knew a smaller incision would be advantageous, and he recognized that he was on the right path after meeting Dr. Kelman – who conceived of the ultrasonic handpiece for phacoemulsification after watching his dentist clean his teeth with a similar instrument.

Ultimately, phacoemulsification was performed through a 3 millimeter incision, a fraction of the size of the previous method. The approach worked very well—the small incision meant minimal, if any, astigmatism, and patients were up and walking right after the procedure.



Phacoemulsification

...continued on next page...

Within three weeks, they could be fitted with contact lenses, rather than waiting three months, Dr. Little said.

Once intraocular lenses were introduced, cataract surgery became even more successful. For a period of time, the size of the incision had to be increased in order to insert the new lens; however, manufacturers soon developed foldable lenses that could be inserted through the 3 millimeter incision.

Dr. Little soon joined an elite group of ophthalmologists who trained their peers around the nation and in Europe on phacoemulsification. The innovation was not without pushback, however. A number of older ophthalmologists in the field called phacoemulsification unnecessary and a hoax. However, Dr. Little said, that was primarily because they were accustomed to using magnifying loupes for their operations, rather than the microscope that phacoemulsification

required. In addition, there was a lingering belief in the ophthalmic community that physicians shouldn't perform any procedures that they weren't taught by their professors.

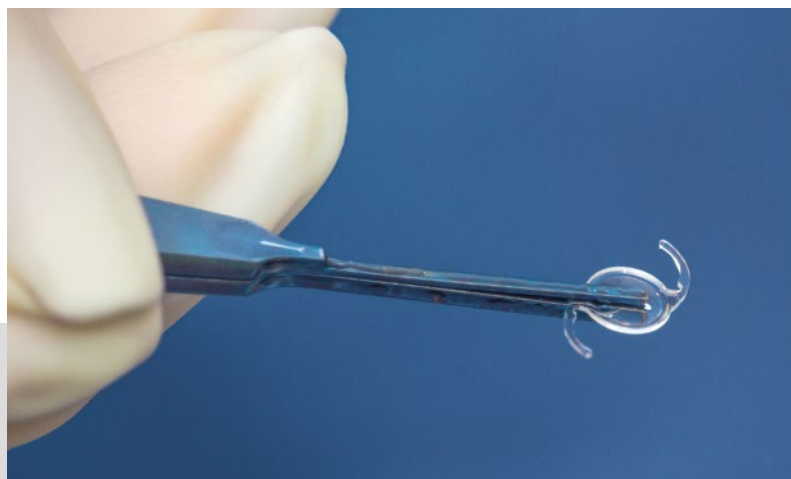
But the momentum was unstoppable. Dr. Little became widely known for his expertise with phacoemulsification. Even before the internet was available, people from across the United States and at least 16 different countries learned about Dr. Little and traveled to Oklahoma to undergo the innovative surgery. They included

dignitaries like the president of Turkey; the king of Saudi Arabia's brother, who served as the ambassador to Iran; and many people from Mexico, for whom Dr. Little learned Spanish so that he could communicate with them. He even removed the cataracts of a Saint Bernard show dog named Baron von Hunter.


“But the momentum was unstoppable. Dr. Little became widely known for his expertise with phacoemulsification.”

Dr. Little's practice grew by leaps and bounds as he received referrals from other ophthalmologists and by patients' word of mouth. The outpatient department at South Community Hospital built an addition just for Dr. Little so that he could handle all the cases.

“Those were fun times,” he said. “I got a lot of compliments because people could see so well, and I never had a malpractice suit. I must have done pretty well.”



Intraocular lens



James B. Wise, MD

In 1979, a seminal publication detailed the innovation that Dr. James B. Wise had introduced: laser trabeculoplasty for the treatment of open-angle glaucoma. The advancement was significant for its ability to reduce eye pressure over the long term, often without medication.

Dr. Wise, who was a faculty member at OU from 1967 to 1972 before entering private practice in Oklahoma City, advanced the field of ophthalmology in numerous ways. Laser trabeculoplasty remains among the most remarkable.

By inventing laser trabeculoplasty, Dr. Wise essentially developed a new theory about the cause of glaucoma. His approach was to visualize the trabecular meshwork—the spongy drainage tissue near the base of the iris—in three dimensions.

“You can think of the meshwork as a series of ribbons, one inside the other,” he said. “There are holes in the ribbons, and the holes don’t match. That allows fluid to go through holes between the ribbons for about 20 layers. But as we age, the meshwork stretches, which can cause

the layers to collapse together, which keeps the fluid from getting through. So I got the idea to use the laser to make a 360-degree series of tiny micro-burns, which shrinks the meshwork’s circumference, and therefore the diameter, and pulls it back open. And it worked spectacularly.”

In his follow-up publication on the topic in 1981, he again demonstrated the effectiveness of laser trabeculoplasty and validated that the laser successfully pulled open the meshwork, rather than burning a hole in it, as earlier attempts had done. Laser trabeculoplasty continues to be a popular and successful glaucoma treatment.

An undergraduate alumnus of Oklahoma State University, Dr. Wise attended Johns Hopkins University in Baltimore for medical school, medical internship, and his ophthalmology residency. He then completed a fellowship at the Institute of Ophthalmology in London.

During his career, Dr. Wise wrote 17 single-author publications that appeared in major ophthalmology journals. In addition to laser trabeculoplasty, his discoveries have influenced the field in many other ways, prompting the American Glaucoma Society to recognize him with its inaugural Innovator Award in 2011. By inventing a leak-proof suture for reattaching



Laser trabeculoplasty

...continued on next page...


the conjunctiva to the edge of the cornea, he changed the way that trabeculectomy augmented with anti-scarring therapy was performed. He also developed a method for ophthalmologists to measure the spot size of their lasers, which wasn't always as accurate as manufacturers claimed. In addition, he invented the Wise Laser Iridotomy Lens, which provides the smallest, most effective laser spot on the iris that is possible. When the lens was patented and manufactured by the company Ocular Instruments, Dr. Wise donated all royalties to the organization Research to Prevent Blindness.

“...his discoveries...prompted the American Glaucoma Society to recognize him with its inaugural Innovator Award...”

“The lens has generated tens of thousands of dollars in royalties, all of which has gone to glaucoma research,” he said.

Dr. Wise also devised a solution for the occasion when a glaucoma operation works too well and the patient's eye pressure is too low, which might usually necessitate another operation. His approach was to draw a small amount of blood from the patient's arm and inject it into the bleb, an elevated area on the surface of the eye that forms when the fluid comes through the wall of the eye.

“By injecting the patient's own blood into the bleb, it created a controlled amount of scar tissue and raised the pressure, avoiding the need for further surgery,” he said.



Mark A. Terry, MD

Prior to 2000, patients needing corneal transplants would have their entire cornea replaced in a procedure called full-thickness penetrating keratoplasty (PK). Dr. Mark A. Terry thought there must be a better approach, one that would treat only the dysfunctional part of the cornea, eliminate the need for sutures, and help patients achieve their best vision sooner.

Dr. Terry, who was a fellow at DMEI in 1984-1985 and is now at the Devers Eye Institute in Portland, Oregon, ultimately created endothelial keratoplasty (EK) and performed the first such procedure in the United States in 2000. It is now the most common corneal transplant procedure in the country and the most significant change that corneal transplantation has seen in more than a century.

When disease or trauma cause the cornea – the clear dome on the front of the eye – to become swollen or scarred, the light can't get through and vision becomes poor. Instead of replacing the entire cornea, Dr. Terry determined that replacing just the inner endothelial layer of cells would remedy the swelling while allowing patients to retain their own tissue, which comprises 99% of the thickness of the cornea.

The endothelial cells, a single layer that serves as the “wallpaper” on the inside of the cornea, pump water out of the cornea while leaving behind the nutrients that nourish it. “By replacing the endothelial layer, we’re just replacing those pumps, which gives patients a clear cornea quickly, rather than waiting a year or two, which was the case with PK,” Dr. Terry said.

During EK, Dr. Terry creates a tiny incision, about 2.5 millimeters wide, and tunnels into the interior of the eye. After scraping off the endothelial layer, he uses a pipette to inject the new cell layer. After placing it against the back of the cornea, he inserts a gas bubble to fill the chamber behind the tissue. Because the patient’s eyes are pointed toward the ceiling, the bubble floats up, creating surface tension that holds the new tissue in place.

“The beauty of this is that when the transplant tissue warms up to body temperature and

becomes metabolically active, it starts pumping fluid one way. And when anything pumps fluid one way, that means it creates suction the other way,” he said. “So the tissue is sucking itself onto the back surface of the cornea. The gas bubble is only necessary for four to five days

because during that time, the tissue is coming alive and sucks onto the cornea all by itself. By avoiding sutures, we have faster visual rehabilitation, less risk of infection and rejection, and better vision.”

Dr. Terry earned his medical degree from St. Louis University School of Medicine

and did his internship and residency at the Naval Regional Medical Center in Oakland, California. After his fellowship at DMEI, he was on faculty here for three years before moving to Portland, where he continues to serve as director of corneal services at the Devers Eye Institute.

“It is now the most common corneal transplant procedure in the country...”



Clear central cornea after endothelial keratoplasty

...continued on next page...



Bradley K. Farris, MD

In his 33-year career as a neuro-ophthalmologist at DMEI, Dr. Bradley K. Farris cared for patients at the intersection of ophthalmology and neurology. Many of his patients suffered vision problems as a result of idiopathic intracranial hypertension, a condition that primarily affects 20- to 40-year-old patients who are overweight and have developed increased pressure inside their heads due to the overproduction and lack of drainage of cerebrospinal fluid. This leads to a combination of headache and vision loss because of chronic swelling of the optic nerves.

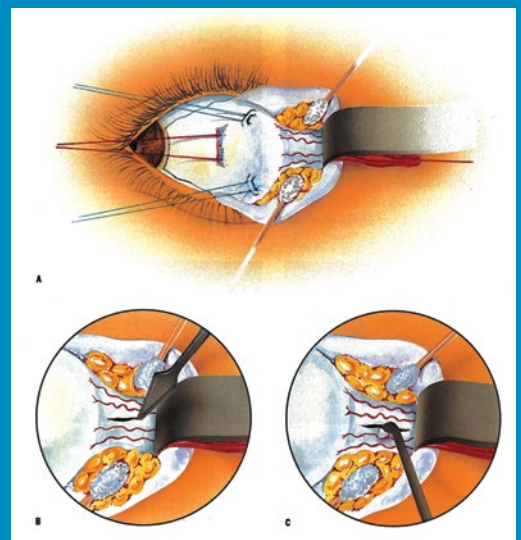
The medication traditionally used to treat the condition, acetazolamide, sometimes didn't work or the patient could not tolerate the side effects. Neurosurgeons could place a shunt to reduce the pressure, but that intervention frequently failed in the early days, leading to a permanent loss of vision. Dr. Farris began searching for a new way to lower the pressure around the optic nerve. He recognized that surgically decompressing the optic nerve would benefit many patients. Because very few were doing this, Dr. Farris decided to create a better technique himself.

Working with a neurosurgery resident, Dr. Farris gathered instruments from the hospital surgery suite, borrowing from neurosurgery, ear, nose and throat, and ophthalmology. In addition, with the help of others, he created an orbital retractor appropriate for the procedure. Dr. Farris then used these items to develop a technique called optic nerve sheath decompression, which is now the procedure of choice in a multitude of institutions. The procedure involves cutting an opening in each optic nerve sheath to allow cerebrospinal fluid to escape, thereby permanently reducing pressure around each optic nerve.

"Through our research, the procedure turned out to be highly effective and low risk," he said. "It all came about because of an observation of a difficult problem with no easy solution, and asking, 'Why can't we do better?' That has been a high point in my career."

Dr. Farris earned his medical degree from the OU College of Medicine and pursued his residencies in neurology and ophthalmology at OU and DMEI. He then completed a fellowship in neuro-ophthalmology at the Bascom Palmer Eye Institute in Miami, Florida before returning to the DMEI/OU faculty.

Optic nerve sheath decompression



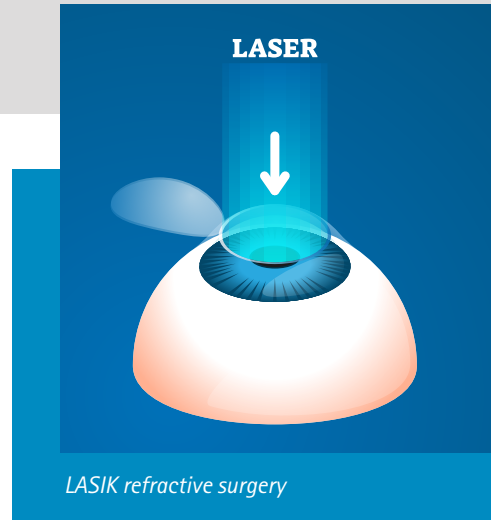


Ronald R. Krueger, MD

When he was in medical school, Dr. Ronald R. Krueger never envisioned that the excimer laser project he was working on would serve as the foundation for LASIK (laser-assisted in situ keratomileusis), now the most frequently performed elective surgery in all of medicine. Today, he has been at the forefront of laser vision correction for nearly 40 years, continually developing and improving the technology that corrects refractive errors.

Dr. Krueger, who is now chair of the University of Nebraska Medical Center Department of Ophthalmology and Visual Sciences and director of the Stanley M. Truhlsen Eye Institute, completed a fellowship in cornea and external disease at DMEI in 1991-1992. Before and since, he has led the development of increasingly sophisticated laser technology and procedures.

“Refractive surgery has become its own subspecialty in ophthalmology. It has been gratifying to be part of that process and help bring it to fruition,” he said.



Dr. Krueger’s affinity for innovation began as an undergraduate at Rutgers University, where he majored in electrical engineering, followed by earning a master’s degree in biomedical engineering at the University of Washington. When he entered medical school at the University of Medicine and Dentistry of New Jersey (now Rutgers New Jersey Medical School), he knew lasers would play a major role in his career. Soon, he was introduced to

Stephen L. Trokel, MD, at Columbia University, who is considered the father of excimer laser vision correction. Dr. Trokel mentored him, and Dr. Krueger, who later completed his ophthalmology residency at Columbia, was soon credited with documenting the first physical description of the effects of excimer lasers on corneal tissue.

Today, he has been at the forefront of laser vision correction for nearly 40 years, continually developing and improving the technology that corrects refractive errors.

During his first faculty position at St. Louis University, Dr. Krueger began working with the picosecond laser. The picosecond then became the femtosecond laser, a higher-power, lower-energy laser that enhances the safety of laser surgery and vision correction. He later

...continued on next page...

pioneered the use of the femtosecond laser for laser-assisted cataract surgery.

During his 20 years at the Cleveland Clinic, Dr. Krueger established the diagnostic work of wavefront technology, which provided new insight into complex optics. “It was a way of mapping out optical aberrations and understanding them,” he said. “Wavefront technology led to the first customized laser vision correction procedures in 2002, and the later commercialization of topography-guided LASIK in 2016.”


Dr. Krueger continues to lead refractive surgery toward the next advancement, called ray tracing. The technology combines wavefront aberrometry with corneal tomography, along with the biometry of ocular structures, to build a completely new model eye from which customized treatments are created.

Dr. Krueger has also commercialized his clinical research, co-founding LENSAR, a company that develops systems for laser-assisted cataract surgery. The technology is based on his original work with picosecond and femtosecond lasers.

“We recently ordered and received our LENSAR laser in Nebraska,” he said. “It’s a chance for me to work with the technology and company that I founded years ago.”



Medical student Ronald Krueger (left) and Dr. Stephen Trokel (right) in 1985 at the laser research facility where they first characterized the tissue effects of the excimer laser.



Mahmoud A. Khaimi, MD

One of the most significant minimally invasive surgical advancements for treating glaucoma was developed at DMEI by Dr. Mahmoud A. Khaimi, who first performed it in 2015. Called ABiC, which stands for ab-interno canaloplasty, the technique has become prevalent worldwide.

Dr. Khaimi’s path to creating ABiC began in early 2008 when a new procedure called canaloplasty was introduced in the United States. Dr. Khaimi was among the early adopters and national leaders in the procedure, in which a small catheter is placed into the eye’s drainage system to enlarge its canal and relieve pressure. Canaloplasty rejuvenates the eye’s natural outflow system without having to rebuild it.

However, Dr. Khaimi felt it could be improved upon and made even less invasive, and he did just that when he developed ABiC. He used the world’s smallest catheter – at a diameter of 200 microns – to thread into and around the eye’s drainage system through a tiny incision. The drainage system is ballooned open and its volume increased, allowing more of the eye’s clear aqueous fluid into the drain. The procedure restores normal aqueous flow

without damaging tissue or leaving behind a stent or shunt.


“It’s the same approach as a cardiologist feeding a catheter into a person’s heart, finding the clogged blood vessel, and ballooning it open,” Dr. Khaimi said. “The revolutionary part of ABiC is that we gain access to the natural drainage system through a tiny incision in the cornea, and we’re able to flush out the drainage system and restore its function. We can intervene a lot earlier in the disease process with ABiC. It has been a paradigm shift for both physicians and patients.”

ABiC provides glaucoma surgeons with a new treatment option between topical medications and traditional glaucoma surgery. Dr. Khaimi has performed thousands of ABiC procedures and has lectured and taught it across the nation and world. In 2017, he was named “Innovator of the Year” by *The Journal Record* for his achievement. He also served as associate editor and contributor for the well-received and widely-distributed book *Essentials of Glaucoma Surgery*.

Dr. Khaimi attended medical school at Wayne State University School of Medicine in Detroit, followed by his internship and residency at St. John’s Hospital and Medical Center and at Henry Ford Hospital respectively in Detroit. He completed his fellowship at DMEI and afterward stayed on the faculty, beginning in August 2007.

These six ophthalmology pioneers with strong Oklahoma ties along with many more of the 300-plus DMEI/OU physicians, scientists, former residents, and former fellows have become exceptional leaders in the field of ophthalmology. The Dean McGee Eye Institute and University of Oklahoma Department of Ophthalmology are proud to leverage their expertise in fulfilling the Institute and Department’s joint mission of “... serving all Oklahomans and the global community through excellence and leadership in patient care, education, and vision research.” ■

Ab-interno canaloplasty (ABiC)

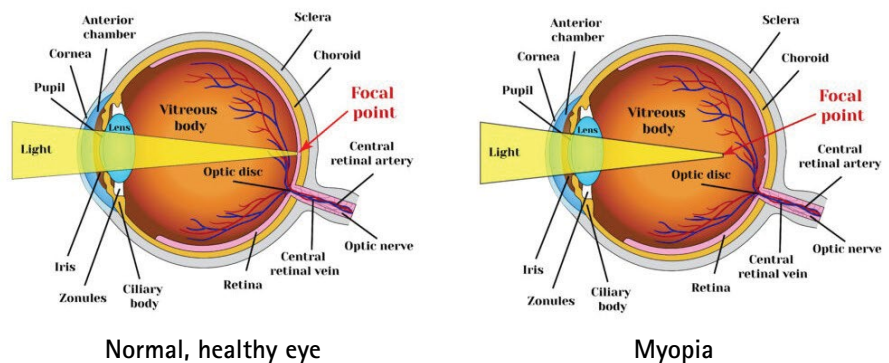


MANAGING THE *Progression of Myopia*

NEARSIGHTEDNESS (MYOPIA) IS A CONDITION IN WHICH ONE CAN SEE OBJECTS UP CLOSE CLEARLY, but objects far away are blurry. This happens when the focal point of an image is in front of the retina instead of on it (Figure 1). A longer-than-normal eyeball typically causes this issue. In more extreme cases, significant nearsightedness – also known as high myopia – can lead to vision-threatening conditions, including retinal detachment (Figure 2).

High myopia also puts affected individuals at risk for other eye conditions like myopic retinal degeneration and glaucoma. As the prevalence of myopia and its consequences are increasing, it has become very important for our society to prevent myopic progression and high myopia. The American Academy of Ophthalmology (AAO) has noted that a “healthy dose” of blue light, especially that derived from sunlight, can help with cognitive function and can also decrease nearsightedness in children. Suggested techniques to prevent myopic progression include periodically taking breaks during up-

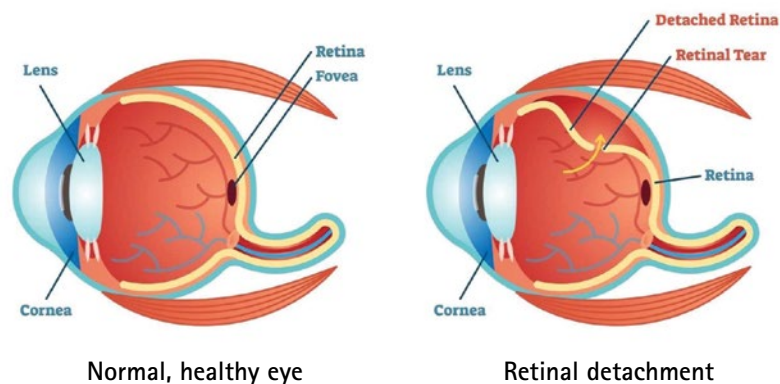
FIGURE 1



close work (the AAO 20/20/20 recommendation: observing regular breaks every 20 minutes and shifting your eyes to look at an object at least 20 feet away for at least 20 seconds) and increasing time spent outdoors. As the Academy considers myopia and its effects one of the greatest global eye care challenges of our time, it has launched a “Myopia Public Health and Education Initiative.”

Refractive surgery, such as LASIK (laser-assisted in-situ keratomileusis) or PRK (photorefractive keratectomy), is typically performed in adults once their glasses prescription is no longer changing. However, this does not reverse the underlying risks of the original myopia. During

FIGURE 2



childhood, myopia is typically treated with glasses or contact lenses, but managing myopia in pediatric patients is not a one-answer solution.

Children affected by myopia now have the option of low-dose atropine (0.01%) eye drops administered in both eyes at bedtime to help slow myopic progression. This type of treatment is for children five to fifteen years of age who have a myopic shift of -1.00 diopter or more over the course of a year. After starting the atropine drops, patients are then seen in six months to make sure that they are tolerating the drops and that there is not a continued significant myopic shift. The drops are typically well tolerated. Some reported side effects include mild light sensitivity and/or trouble with up-close work, but these are rare. If patients are doing well, then they are transitioned to being seen annually for their eye care needs. If children are still showing significant progression, the atropine drop concentration may be increased from 0.01% to 0.05%.

The atropine drops will help slow progression but do not reverse myopia that is already

present. Children will still need prescription eyeglasses or contact lenses after the atropine drops, but the strength of the prescription will be less than if they had not used the drops. Treatment is continued for at least two years, and it is expected that children will be on the drops until they are teenagers.

The atropine drops are used off label and must be compounded at a special pharmacy. It is hoped that in the near future, a low-dose atropine eye drop will be available at regular pharmacies and also covered by insurance.

Another option to help slow the progression of myopia is the use of MiSight®1 daily contact lenses. These lenses are the first and only soft contact lenses that are approved by the Food and Drug Administration to slow the progression of myopia in children ages eight to twelve.

The eye doctors at the Dean McGee Eye Institute are here to diagnose and treat any refractive errors you may have. Having regular thorough eye exams is important, as nearsightedness, farsightedness, and astigmatism typically manifest during childhood and adolescence. ■

Pioneer [pahy-uh-neeer]
n., One who goes before
to prepare or open the
way for others to follow.
Oxford English Dictionary,
2nd ed. (1989), “pioneer.”







Vision...for Life.

608 Stanton L. Young Blvd.
Oklahoma City, OK 73104

*Please notify us at 405.271.1611 if you wish
to be removed from our mailing list.*

NON-PROFIT ORG.
U.S. POSTAGE
PAID
OKLA. CITY, OK
PERMIT NO. 853

*The Dean McGee Eye Institute is dedicated to serving all
Oklahomans and the global community through excellence
and leadership in patient care, education, and vision research.*

• DMEI • inVision

inside this issue:

Dr. Farris to Receive Humanitarian Service Award from AAO p. 8

Note from a Patient Financial Assistance Program (PFAP) Family p. 23

Managing the Progression of Myopia p. 58