



focus on community

OUTREACH PROGRAM IMPROVES QUALITY OF LIFE FOR AMERICAN INDIANS



• DMEI •
inVIsion

A PUBLICATION OF THE DEAN MCGEE EYE INSTITUTE

vision care
research
education
community

DMEI phone directory

Oklahoma Health Center

DMEI Building ▪ 608 Stanton L. Young Blvd. ▪ Oklahoma City, OK 73104

Cornea and External Diseases

(405) 271-1095 ▪ (800) 787-9017

Rhea L. Siatkowski, M.D.

Donald U. Stone, M.D.

General Ophthalmology/Cataract Surgery

(405) 271-1090 ▪ (800) 787-9012

Charles P. Bogie III, M.D., Ph.D.

Gemini J. Bogie, M.D.

Cynthia A. Bradford, M.D.

David W. Jackson, M.D.

Deana S. Watts, M.D.

Glaucoma

(405) 271-1093 ▪ (800) 787-9015

Mahmoud A. Khaimi, M.D.

Steven R. Sarkisian, Jr., M.D.

Gregory L. Skuta, M.D.

Low Vision Rehabilitation

(405) 271-1793 ▪ (800) 787-9012

Rebecca K. Morgan, M.D.

Neuro-Ophthalmology

(405) 271-1094 ▪ (800) 787-9016

R. Michael Siatkowski, M.D.

Ocular Prosthetics

(405) 271-3391 ▪ (800) 787-9012

Nancy A. Townsend, B.C.O.

Optical Services

Spectacles, Low Vision Aids

(405) 271-6174 ▪ (800) 787-9012

Contact Lenses

(405) 271-6084 ▪ (800) 787-9012

Jean Ann Vickery, FCLSA,

Director, Contact Lens Services

Carri Ferguson, FCLSA,

Contact Lens Specialist

Optometric Services

(405) 271-1090 ▪ (800) 787-9012

Dana M. Garber, O.D.

Angela M. Plant, O.D.

Brandalyn D. Plumlee, O.D.

Pediatric Ophthalmology/Strabismus

(405) 271-1094 ▪ (800) 787-9016

R. Michael Siatkowski, M.D.

Retina/Vitreous

(405) 271-1092 ▪ (800) 787-9014

Reagan H. Bradford, Jr., M.D.

Stephen R. Franssen, M.D.

Ronald M. Kingsley, M.D.

Robert E. Leonard II, M.D.

Trauma/Emergency

(405) 271-6060 ▪ (800) 787-9012

OU Harold Hamm Oklahoma Diabetes Center

1000 N. Lincoln Blvd.
Oklahoma City, OK 73104

SUITE 150

McGee Eye Surgery Center (MESCC)

(405) 232-8696

SUITE 340

General Ophthalmology

Cataract Surgery

(405) 271-2010 ▪ (877) 406-4193

Layne E. Goetzinger, M.D.

David W. Jackson, M.D.

Refractive Surgery

(405) 271-2010 ▪ (877) 406-4193

David W. Jackson, M.D.

SUITE 390

Neuro-Ophthalmology

(405) 271-1091 ▪ (800) 787-9013

Bradley K. Farris, M.D.

Anil D. Patel, M.D.

Oculoplastic Ophthalmology

(405) 271-1096 ▪ (800) 787-9018

Adam G. de la Garza, M.D.

P. Lloyd Hildebrand, M.D.

Dean McGee Eye Institute Satellite Locations

Edmond ▪ Lawton ▪ Northwest Oklahoma City

EDMOND

1005 Medical Park Blvd.

(405) 348-0913

General Ophthalmology

Glaucoma

Mahmoud A. Khaimi, M.D.

General Ophthalmology

Neuro-Ophthalmology

Anil D. Patel, M.D.

General Ophthalmology

Ophthalmic Surgery

Refractive Surgery

Charles P. Bogie III, M.D., Ph.D.

Optometric Services

Angela M. Plant, O.D.

Optical Services

Contact Lens Services

LAWTON

3201 W. Gore Blvd., #200

(580) 250-5855

General Ophthalmology

Ophthalmic Surgery

Ann A. Warn, M.D.

John P. Fang, M.D.

Oculoplastic Ophthalmology

Noelene K. Pang, M.D.

Optical Services

NORTHWEST OKC

3500 N.W. 56th #101

(405) 942-9545

General Ophthalmology

Ophthalmic Surgery

Gemini J. Bogie, M.D.

Ralph B. Hester III, M.D.

Optical Services

Contact Lens Services

Dean McGee Eye Institute

Home to the Department
of Ophthalmology of the
University of Oklahoma
College of Medicine

DMEI President and CEO
Edward L. Gaylord Professor and Chair
Department of Ophthalmology
University of Oklahoma
Gregory L. Skuta, M.D.

DMEI Executive Vice President
DMEI Chief Operating Officer
Administrator, Department of Ophthalmology
Matthew D. Bown

DMEI Vice President
Patient Accounts
Compliance and Privacy Officer
Loretta Y. Yazdanipannah

DMEI Vice President
Development
Lana G. Ivy

Controller
Kimberly A. Howard

Co-Editors
Gregory L. Skuta, M.D.
Lana G. Ivy, M.B.A.

Senior Contributor
Melody A. Marcum, M.H.R.

Contributors
Terra R. Argo
Diane M. Clay
Stephen R. Fransen, M.D.
Lana G. Ivy, M.B.A.
Gregory L. Skuta, M.D.

Design and Layout
Funnel Design Group

Photography
Russ Burris
John Jernigan
Mike Klemme Photography

DMEI InVision is published twice a year by the
Dean McGee Eye Institute.

*For more information about this publication or
to be placed on the mailing list, please contact
the Development Office:*

Dean McGee Eye Institute
608 Stanton L. Young Blvd.
Oklahoma City, OK 73104
(405) 271-7801

DMEI InVision is online at: www.dmei.org



©2010 Dean McGee Eye Institute

• DMEI • inVision

FALL 2010

IN THIS ISSUE

invisions

2 president's view

4 news

- Congressmen Visit DMEI
- Alert for Soft Contact Lens Wearers
- Finalist for Nonprofit Awards

6 research

- 2010 ARVO Silver Fellow
- Team Organizes International Symposium
- ARVO 2011 Proctor Medal
- Scientist Awarded RPB Grant
- Dept. of Ophthalmology Receives RPB Grant
- \$1.7 Million Grant Awarded
- Research Awards to First-Time Recipients
- OUHSC Graduate Research Symposium
- Travel Awards Allow Opportunities
- PHF Presidential Professorship Honors

13 education

- Acers Society Reception
- OAO Distinguished Service Award
- 34th Annual Resident & Alumni Meeting
- 2010-2011 Residents & Fellows

donors

16 philanthropy update

- Expansion Continues
- Capital Campaign Update

invisions

18 faculty & staff

- National ETROP Study
- Faculty Awards & Activities
- Dr. Warn Completes Health Board Term
- Dr. Plumlee Joins DMEI
- Dr. Siatkowski Appointed Vice Chair

focus on community

24 retinopathy outreach program brings expertise to american indians

last look

32 indian feathers

OKLAHOMANS BELIEVE IN THE DEAN MCGEE EYE INSTITUTE



Gregory L. Skuta, M.D.

IN DECEMBER 2010, THE DEAN MCGEE EYE INSTITUTE WILL CELEBRATE the 35th anniversary of the dedication of our current building. On the eve of this special anniversary, we are moving toward completion of a beautiful new second building, which will be connected to the original structure by a magnificent atrium and a set of bridges overlooking that atrium.

Through March 2010, more than \$32 million had been raised towards this construction and renovation project, which has a projected cost of approximately \$44 million. Unfortunately, the economic downturn that began in the fall of 2008, now known as the Great Recession, severely impacted fundraising efforts for the Dean McGee Eye Institute and many other organizations in Oklahoma and throughout the nation.

In order to deal with the impact of the recession on our project, we submitted a \$10 million construction grant to the National Institutes of Health (NIH) in mid-2009 through the federal stimulus program. These grants are typically awarded based on the scientific merit of the proposals. We received an excellent and fundable scientific merit score. However, we were informed this spring that this major grant was not funded, leaving a more than \$11 million funding gap.

Accordingly, we intensified our fundraising efforts to close this gap. Thanks to recent grants and gifts from the state of Oklahoma, the E.L. and Thelma Gaylord Foundation, Chesapeake Energy, the Chickasaw Nation, the Keen Trust, Dr. Rebecca Morgan, G.T. and

Elizabeth Blankenship, and other individual donors, this balance now has been reduced to less than \$4 million.

As we have spoken in recent months with (1) government leaders in Oklahoma City and in Washington, D.C., (2) major corporate leaders, (3) leaders of the Indian Nations and Oklahoma foundations; (4) civic leaders; and (5) grateful patients and other individual donors about the Eye Institute, our funding needs and the importance of our multiple missions and the Capital Campaign to fulfilling these missions, I have been consistently impressed by a wonderful spirit of generosity but, as importantly, how deeply Oklahomans believe in the Dean McGee Eye Institute. With characteristic Oklahoma determination, they have vigorously communicated that “we must get this fundraising and the building done.” Working together with that “can do” attitude inspired by Oklahoma’s pioneers, we indeed are getting this done! By doing so, it is our patients who will benefit from the state-of-the-art clinical facilities and innovative research laboratories designed to advance vision care on a state, regional, national, and global scale.

We plan to complete the new laboratory space by the spring of 2011, followed by completion of the clinical areas in the new building soon thereafter. As we reach our fundraising goals,

we also will be able to achieve renovations of the current 35-year-old building.

I would like to acknowledge and thank Lana Ivy, our Vice President for Development, and her staff for their impressive efforts in coordinating the many important aspects of our Capital Campaign. In addition, I cannot

overemphasize the vital role that the DMEI Board of Trustees has played in our fundraising efforts.

Along with Oklahoma leaders with whom I and others have shared our powerful story, I believe very deeply in the Eye Institute, our missions of patient care, vision research, education, leadership, and

service, and those who work here in vigorous pursuit of those missions. As we endeavor to bring this Capital Campaign to a close, we are grateful to every single one of our contributors, large and small, who, through their gifts, honor all that the Dean McGee Eye Institute symbolizes for this great state and its citizens.



Gregory L. Skuta, M.D.
President and Chief Executive Officer
Dean McGee Eye Institute
Edward L. Gaylord Professor and Chair
Department of Ophthalmology
University of Oklahoma College of Medicine

“...consistently impressed by a wonderful spirit of generosity...”

Oklahoma Congressmen Cole and Sullivan visit Dean McGee Eye Institute

IN JULY, CONGRESSMEN TOM COLE AND JOHN SULLIVAN and their staff made separate visits to the Dean McGee Eye Institute (DMEI) and were hosted by Dr. Gregory Skuta, President and CEO, Matthew Bown, Executive Vice President, and Lana Ivy, Vice President of Development. During their visits, they became better acquainted with the multiple missions of the DMEI, its role within the University, and the service it provides to the people of Oklahoma, many of whom are their constituents. The legislators and their staffs were given a tour of the DMEI existing building and its new “under construction” building. ■



Congressman Tom Cole touring the new “under construction” building with Matthew Bown, Executive VP (forefront), Lana Ivy, VP of Development, Dr. Michael Siatkowski, Vice Chair for Academic Affairs, and Dr. Gregory Skuta (foreground).



Congressman John Sullivan and Dr. Gregory Skuta, President and CEO, greet during his July visit to the DMEI.

NEWS ALERT FOR SOFT LENS CONTACT WEARERS

Dean McGee Eye Institute now provides fast and convenient online contact lens ordering. Your prescription will be automatically registered on our secure website, so ordering is just a click away. Visit www.yourlens.com/dmei to get started. Login information will be e-mailed directly to you. For questions regarding your lens orders, please contact cs@yourlens.com or (800) 301-3225.

DMEI FINALIST FOR STATEWIDE NONPROFIT AWARDS

THE DEAN MCGEE EYE INSTITUTE WAS NAMED a Health Services-Large finalist for the George Kaiser Family Foundation Award at the Third Annual Oklahoma Nonprofit Excellence (ONE) Awards in Tulsa on April 24. The goal of the ONE Awards is to increase statewide awareness about the roles nonprofits play in contributing to the quality of life and Oklahoma's economic development.

Nine non-profit agencies were winners in their unique category of service, and 18 received finalist awards. Honorees do not apply for the awards, but are nominated and selected by the Nonprofits Awards for Excellence Selection Commission. These esteemed individuals give their time and expertise in selecting and nominating Oklahoma nonprofits in nine categories.

The event brings together the best nonprofits in the state to honor them for their organizational excellence and inspiration to other nonprofits who strive for the same consistently outstanding performance. Of 70 nonprofits originally nominated for a ONE Award, only 27 were selected as finalists in one of nine categories of service.

Ms. Lana Ivy, Vice President for Development at the Dean McGee Eye Institute, accepted the George Kaiser Family Foundation Award on behalf of the Dean McGee Eye Institute at the event. The Institute was awarded a \$5000 monetary gift. In total, \$160,000 was awarded to the 27 state's top nonprofits. ■

Accepting the finalist award on behalf of the DMEI is Lana Ivy (center), Vice President of Development, along with (far left) Steve Turnbo, Chairman, Schnake Turnbo Frank, and Chair, ONE Awards Committee, (left) Phil Lakin, Jr., Chief Executive Officer, Tulsa Community Foundation and presenter, (right) Jerry Dickman, Chapman Foundations Management trustee and ONE Awards Selection Commission Chair, and (far right) William McKamey, past Board Chair of the Oklahoma Center for Nonprofits.



Researcher Named ARVO 2010 Silver Fellow



MICHELLE C. CALLEGAN, PH.D., was named one of the Association for Research in Vision and Ophthalmology (ARVO) 2010 Silver Fellows. The title of ARVO Fellow recognizes members

for their accomplishments, leadership and contributions to the Association. By accepting this honor, ARVO anticipates that Fellows will continue to serve as role models and mentors for individuals pursuing careers in vision and ophthalmology research and to further ARVO's vision to facilitate the advancement of vision research and the prevention and cure of disorders of the visual system worldwide. ■

research team organizes international symposium in canada on retinal degeneration

DEAN MCGEE EYE INSTITUTE AND OU DEPARTMENT OF OPHTHALMOLOGY RESEARCHERS were part of a five-member international committee taking the helm as organizers of the XIVth International Symposium on Retinal Degeneration held in Mont-Tremblant, Quebec, Canada in July. The Institute's Director of Vision Research, Robert "Gene" Anderson, M.D., Ph.D., and John Ash, Ph.D. were co-organizers of the international event with Matthew LaVail, Ph.D., Joe Hollyfield, Ph.D., and Christian Grimm, Ph.D.

The four-day scientific program featured lectures and presentations on all aspects of retinal degeneration. Major themes of the conference included "Molecular and genetic

mechanisms in photoreceptor degeneration," "Age-related macular degeneration," "New diagnostic techniques for retinal degenerations," "Neuroprotection in the prevention of retinal degeneration," and "Gene therapy and the correction of gene defects," as well as other emerging topics.

Some of the leading figures in the study of retinal degenerative diseases were guest lecturers, providing a broad perspective on the diagnosis, cause and future treatments of these potentially blinding diseases. Several researchers and clinicians with the Dean McGee Eye Institute and the University of Oklahoma made platform or poster presentations. ■

DMEI DIRECTOR OF RESEARCH DR. ROBERT E. ANDERSON TO RECEIVE ARVO'S 2011 PROCTOR MEDAL

THE ASSOCIATION FOR RESEARCH IN VISION AND OPHTHALMOLOGY (ARVO)

has selected Robert E. “Gene” Anderson, M.D., Ph.D., Professor of Ophthalmology and Cell Biology, Director of Vision Research in the Department of Ophthalmology at the University of Oklahoma College of Medicine and Senior Researcher at the Dean McGee Eye Institute, to receive the 2011 Proctor Medal, ARVO’s highest honor. The award will be presented at the 2011 ARVO Annual Meeting in Fort Lauderdale, Fla., honoring outstanding research in the basic or clinical sciences as applied to ophthalmology.

Anderson, who holds the Dean McGee Endowed Chair in Ophthalmology, was selected as the recipient of the Proctor Medal for his research spanning more than 40 years on the biochemistry and cell biology of photoreceptors of the eye. Dr. Anderson’s recent studies revealed the presence of the insulin receptor in rod and cone outer segments of the eye, which are activated by light and protect against stress-induced retinal degeneration. Dr. Anderson also recently identified the enzymatic step that is defective in Stargardt’s disease, an inherited juvenile form of macular degeneration that leads to progressive vision loss and, in severe cases, blindness. He discovered that the mutated gene encodes a fatty acid elongase that is essential to retinal function.

“Dr. Anderson is truly a leader among leaders in the field of vision research,” noted Dr. Gregory Skuta, President/CEO of the Dean

McGee Eye Institute and Edward L. Gaylord Professor and Chair of the OU Department of Ophthalmology. “Dr. Anderson’s lifetime of biochemical investigations at the cellular level has given vision scientists a much better and more comprehensive understanding of the building blocks that come together to create eyesight. Several of the major advances in understanding, treating, and preventing blinding diseases of the eye can be traced to his work.”

“This award validates the years of trial and error that is the hallmark of discovery on the genetic and cellular level. Science demands persistence and commitment to one’s ideas,” noted Dr. Anderson. “I thank ARVO for their acknowledgment and the OU Health Sciences Center (OUHSC) and the Dean McGee Eye Institute for creating an environment of excellence that encouraged me and the next generation of scientists to persevere through the day-to-day setbacks, knowing that sound science can yield amazing results. I am particularly appreciative of the outstanding group of young faculty, postdoctoral fellows, and graduate students I’ve had the privilege of working with over the last fifteen years in Oklahoma.” ■





Scientist Awarded Grant from *Research to Prevent Blindness*

DEAN MCGEE EYE INSTITUTE

RESEARCHER JOHN D. ASH, PH.D., has been granted the Lew R. Wasserman Merit Award by Research to Prevent Blindness. The \$60,000 grant is awarded each year to some of the nation's leading scientists engaged in eye research through medical institutions such as the Dean McGee Eye Institute.

Dr. Ash is an Associate Professor in the Department of Ophthalmology in the OU College of Medicine. His research focuses on mechanisms of neuroprotection in retinal degenerations. Inherited retinal degenerations are characterized by the loss of retinal neurons (most often

photoreceptors). More than 150 genes have been shown to cause some form of retinal degeneration when the gene is mutated, indicating a strong genetic component to these diseases. Although the mutation is present at conception, most blindness is not congenital and may be delayed until the patients reach their 50's, 60's or 70's.

“Dr. Ash's accomplishments as a vision scientist are highly impressive, and this prestigious award will be vital to his work on retinal degenerations,” stated Dr. Gregory L. Skuta, President and CEO of the Dean McGee Eye Institute and Edward L. Gaylord Professor and Chair of the University of Oklahoma's Department of Ophthalmology. ■

DEPARTMENT OF OPHTHALMOLOGY RECEIVES RPB GRANT

RESEARCH TO PREVENT BLINDNESS (RPB) HAS AWARDED a grant of \$100,000 to the Department of Ophthalmology at the University of Oklahoma Health Sciences Center to support research into the causes, treatment and prevention of blinding diseases. The research will be directed by Gregory L. Skuta, M.D., Chair of the Department of Ophthalmology and President and CEO of the Dean McGee Eye Institute. RPB is the world's leading voluntary organization supporting eye research. To date, the organization has awarded grants totaling \$4,351,600 to the

University of Oklahoma Health Sciences Center, placing it among the top 11 programs in the nation with respect to RPB funding.

“This grant will be critical to advancing our Department's scientific study of retinal degenerations, diabetic eye disease, infectious and inflammatory disease and other conditions that can result in vision loss. Our strong history of support from RPB has played a vital role in the success of the vision research programs on this campus,” Dr. Skuta stated. ■

\$1.7 million grant awarded TO DEAN MCGEE EYE INSTITUTE RESEARCHER

THE NATIONAL EYE INSTITUTE at the National Institutes of Health has honored Dean McGee Eye Institute and OU Department of Ophthalmology researcher Michael H. Elliott, Ph.D., with a \$1.7 million grant for his studies into the role of caveolin-1 in the integrity of the blood-retinal barrier. The loss of this barrier, which protects the retina, is common in three of the most devastating diseases of the eye: diabetic retinopathy, age-related macular degeneration and retinopathy of prematurity.

Scientists have identified several functions for caveolae found in most mammalian cell types that involve transmembrane signaling events. Dr. Elliott's work is designed to study mechanisms that regulate this protective retinal barrier in the hopes of developing new therapies to prevent the loss of barrier integrity. Early results indicate that a deficiency in caveolin-1 plays a significant role in the breakdown of the retinal barrier. ■



Michael H. Elliott, Ph.D.

research awards granted to first-time recipients



Anne Kasus-Jacobi, Ph.D.

THE OKLAHOMA CENTER FOR THE ADVANCEMENT OF SCIENCE AND TECHNOLOGY (OCAST) has honored Dean McGee Eye Institute and OU Department of Ophthalmology researcher Anne Kasus-Jacobi, Ph.D. as a first-time recipient of the OU Alumni Grant. Dr. Kasus-Jacobi's research focus is on the "Therapeutic Use of Carcinine in Progressive Retinopathy" and "Generation of a New Mouse Model of Leber Congenital Amaurosis Type 13."



Martin Paul Agbaga, Ph.D.

Hope for Vision has awarded Dean McGee Eye Institute researcher Martin Paul Agbaga, Ph.D. as a first-time recipient of the New Investigator Award. This award is given to scientists in the early phase of their careers who have an interest in studying specific diseases

of the eye. The goal of this award is to provide substantial funding over a two-year period, which allows new investigators to become established in their field. Dr. Agbaga is a postdoctoral fellow in the Department of Ophthalmology whose research focuses on Stargardt disease. ■

awards earned at OUHSC GRADUATE RESEARCH SYMPOSIUM

THE 35TH ANNUAL

OUHSC Graduate Research Symposium was held on campus in April 2010. Graduate students and post-doctoral fellows presented their work in the form of a poster or oral presentation. A total of 85 presentations were given. Five members from the Department of Ophthalmology/Dean McGee Eye Institute participated. Eleven travel grant awards were given, and three were bestowed on individuals who conduct their research at DMEI. Dr. Vivek Gupta's poster presentation was entitled: "Grb14 Regulates the Light-Adaptation through the Inhibition of Photoreceptor Specific Cyclic Nucleotide-Gated Channel." Dr. Gupta is from Dr. Raju Rajala's lab. Chris Conrady (MD/PhD student) and Todd Wuest (PhD student), both from Dr. Dan Carr's lab, participated in oral presentations.

This again underscores the quality of research conducted in the Department of Ophthalmology/Dean McGee Eye Institute. ■



Dr. Vivek Gupta



Todd Wuest



Chris Conrady

Travel Awards Allow DMEI Students and Fellows International Learning Opportunities

CHRIS CONRADY, AN M.D./PH.D.

STUDENT, traveled to Dublin, Ireland this summer to attend the Keystone Symposium called “Innate Immunity: Mechanisms Linking with Adaptive Immunity.” Conrady presented his work entitled “Host Resistance to Herpes Simplex Virus Type I is Dependent on Type I Interferon Receptor Expressing Resident Cells in the CNS.”

POST-DOCTORAL FELLOW, VIVEK GUPTA,

PH.D. was awarded a Travel Fellowship to attend the XIV International Symposium on Retinal Degeneration held in Mont-Tremblant, Quebec, Canada. He presented his research focusing on the understanding of the molecular mechanism of cyclic nucleotide gated channel modulation by insulin receptor signaling in the retina.

GRADUATE STUDENT, JONATHAN

HUNT, received a travel award to present his research at the Microbial Pathogenesis and Host Response Conference this summer in Cold Spring Harbor, New York. In addition, Hunt received a second travel award to present at the International Society for Eye Research XVI Biennial Meeting in Montreal, Canada. Hunt’s research focuses on the pathogenesis of bacterial intraocular infections caused by the bacterium *Klebsiella pneumoniae*.

GRADUATE STUDENT, TODD WUEST,

was invited to speak at the prestigious Gordon Research Conference on Molecular Mechanisms of Lymphatic Biology in Pisa, Italy. Wuest’s presentation centered on the discovery that herpes simplex virus-1 actively subverts the highways of the human immune system, lymphatic vessels.

EARLIER THIS SUMMER GRADUATE STUDENT, SREEMATHI LOGAN,

who is a graduate student in the Department of Cell Biology and who works at the Dean McGee Eye Institute, received an Association for Research in Vision and Ophthalmology (ARVO) travel award to present her research on Stargardt disease in Fort Lauderdale, Florida. ■

Researcher Garner's Presbyterian Health Foundation **Presidential Professorship Honors**


A PRESBYTERIAN HEALTH FOUNDATION PRESIDENTIAL PROFESSORSHIP has

been awarded to Dean McGee Eye Institute researcher and Professor in the Department of Ophthalmology and the Department of Microbiology and Immunology at the OU College of Medicine, Daniel J.J. Carr, Ph.D.

A Presidential Professorship is an honor given to OU faculty members who excel in their professional career, University service and public outreach. The selection committee seeks faculty who inspire their students, mentor undergraduates, and exemplify creative and scholarly activities related to their specific research disciplines.

OU President David Boren praised Dr. Carr for establishing a national and international reputation as a well-funded and outstanding scientific investigator, educator, mentor and scholar with a prolific publication record.

“Dr. Carr beautifully exemplifies professional and scientific accomplishment, educational advancement, mentorship, inspiration, impeccable personal standards, and intellectual creativity,” noted Dr. Greg Skuta, President/CEO of the Dean McGee Eye Institute and Edward L. Gaylord Professor and Chair of the University of Oklahoma Department of Ophthalmology. “Dan’s service on a local, regional, national and international level makes us very proud he is a member of the DMEI/OU family.” ■



Daniel J.J. Carr, Ph.D.

Acers Society Reception

MEMBERS OF THE ACERS SOCIETY

gathered June 12 to welcome new members and to remember Thomas E. Acers, M.D., the founder and first President and CEO of the Dean McGee Eye Institute. Former Governor George Nigh was the guest speaker and shared his thoughts and memories of Dr. Acers. Dr. Gregory L. Skuta, M.D. was recognized as a new Life Member and Daniel S. Conrad, M.D., Eric S. Guglielmo, M.D., Ralph B. Hester, III, M.D., Mahmoud A. Khaimi, M.D., Annie Moreau, M.D., and Thomas C. Wolf, M.D. as new Annual Members. ■



*Back row: Dr. William Clifford, Mrs. Anne Skuta, Dr. Gregory Skuta;
Front row: Mrs. Jackie Acers, Dr. Ann Acers Warn, Mrs. Donna Nigh,
and former Governor George Nigh*

SAVE THE DATE: Monday, October 11, 2010

Walter J. Stark Memorial Lectureship

John G. Clarkson, M.D., Executive Director of the American Board of Ophthalmology, Dean Emeritus of the University of Miami School of Medicine, and Chair Emeritus of the Bascom Palmer Eye Institute

OAO DISTINGUISHED SERVICE AWARD



Dr. Roland Walters and Dr. Gregory L. Skuta upon Dr. Walters receiving the OAO Distinguished Service Award

DR. ROLAND WALTERS OF OKLAHOMA

CITY was selected by the Oklahoma Academy of Ophthalmology (OAO) as the second recipient of the OAO Distinguished Service Award. The award was presented at a luncheon during the 2010 Resident/Alumni Meeting at the Skirvin Hilton Hotel. Dr. Walters completed his medical school and residency training at the University of Oklahoma, is past president of the OAO, past OAO Councilor to the American Academy of Ophthalmology, past president of the Oklahoma County Medical Society, and past member of the Board of Trustees of the Oklahoma State Medical Association. ■

GEORGE B. BARTLEY, M.D. THE TULLOS O. COSTON LECTURER AT THE 34th Annual Resident and Alumni Meeting



Dr. George B. Bartley

THE DEPARTMENT OF OPHTHALMOLOGY

and the Dean McGee Eye Institute welcomed Dr. George B. Bartley, the Louis and Evelyn Krueger Professor of Ophthalmology at the Mayo Clinic and Chief Executive Officer Emeritus of Mayo Clinic–Florida,

to speak to residents and alumni at its June meeting. Dr. Bartley is one of ophthalmology's and American medicine's most distinguished leaders. His presentation entitled "Learning from Our (My) Mistakes" was well received and relevant to the medical profession of today.

Bartley received a B.A. at Miami University in 1978 and an M.D. at the Ohio State University College of Medicine in 1981. After an internship in Columbus, he pursued residency training in ophthalmology at the Mayo Clinic and subspecialty training in ophthalmic plastic and orbital surgery at Wright State University. Bartley joined the Department of Ophthalmology at Mayo Clinic - Rochester in 1986. He was

appointed Department Chair in 1992 and served in that role until 2001, when he was elected to the Mayo Clinic - Rochester Board of Governors. The following year, he was appointed as C.E.O. of Mayo's operations in Florida.



Faculty, Residents and Fellows attending Resident & Alumni Meeting

Bartley has served as the Editor-in-Chief of *Ophthalmic Plastic and Reconstructive Surgery* and as an editorial board member of *Ophthalmology*, the *American Journal of Ophthalmology*, and the *Archives of Ophthalmology*. Bartley is a Director Emeritus of the American Board of Ophthalmology, past Chair of the Council of the American

Ophthalmological Society, past President of the Cogan Ophthalmic History Society, and currently serves on the Board of Trustees of the American Academy of Ophthalmology. ■

MARK YOUR CALENDAR

35th Annual DMEI Ophthalmology Symposium/
OU Resident and Alumni Meeting

June 11, 2011

Skirvin Hilton Hotel • Oklahoma City, OK

DEPARTMENT OF OPHTHALMOLOGY UNIVERSITY OF OKLAHOMA 2010-2011 **RESIDENTS & FELLOWS**

Graduating Class 2010

Daniel R. Brooks, M.D., has completed three years of residency training and will enter a pediatric ophthalmology fellowship at Vanderbilt University in Nashville, TN.

Annie Moreau, M.D., has completed three years of residency training and will enter a neuro-ophthalmology & oculoplastic fellowship at the Dean McGee Eye Institute.

Byron N. Wilkes, M.D., has completed three years of residency training and will enter an oculoplastic fellowship with Eye Specialists of Louisville.

Scott M. Guess, M.D., has completed two years of vitreoretinal fellowship and will enter private practice in Montana.

Marcos Reyes, M.D., has completed one year of glaucoma fellowship and will enter a faculty position at the University of Missouri.

Scott A. Storck, M.D., has completed one year of corneal fellowship and will enter private practice in Ohio.

Incoming Residents in 2011

Evan J. Allen, M.D.
Medical School: University of Washington
Internship: VA Medical Center, Boise, ID

Yasser M. Elshatory, M.D., Ph.D.,
Medical School: University of Rochester
Internship: Arrowhead Regional Medical Center, Colton, CA

Blake A. Isernhagen, M.D.
Medical School: University of Oklahoma
Internship: University of Oklahoma, Oklahoma City, OK

Tyler K. Sorensen, M.D.
Medical School: University of Utah
Internship: Tucson Hospitals Medical Education Program,
Tucson, AZ

Current Residents and Fellows

Eldad Adler, M.D.
First-year Resident

Andrew K. Bailey, M.D.
First-year Resident

Jacquelyn A. Jetton, M.D.
First-year Resident

Sean Paul, M.D.
First-year Resident

Ore-Ofe O. Adesina, M.D.
Second-year Resident

Adam A. Carver, M.D.
Second-year Resident

Annie Y. Chan, M.D.
Second-year Resident

Ronald P. Hobbs, M.D.
Second-year Resident

Ben J. Harvey, M.D.
Third-year Resident


Kevin A. Kerr, M.D.
Third-year Resident

Paul S. Tlucek, M.D.
Third-year Resident

Jeremy J. Bonkowske, M.D.
Cornea Fellow

Annie Moreau, M.D.
Neuro-Ophthalmology & Oculoplastic Fellow

J. Matthew Rouse, M.D.
Glaucoma Fellow



Lana G. Ivy
Vice President of Development

PHILANTHROPY UPDATE

The Dean McGee Eye Institute **EXPANSION CONTINUES**

THE NEW FIVE-STORY RESEARCH and clinical center has already reshaped the appearance of the existing building into a striking circular glass façade and will expand the facility by a total of 78,000 square feet. With recent major additional grants and gifts, including a \$1 million commitment from the E.L. and Thelma Gaylord Foundation

and a \$2 million gift from Chesapeake Energy, construction is currently scheduled for completion by mid-2011.

“The generosity and impact of these major gifts can’t be overstated. The commitment of the Gaylord Family, Chesapeake Energy, and so many others to our community and the well

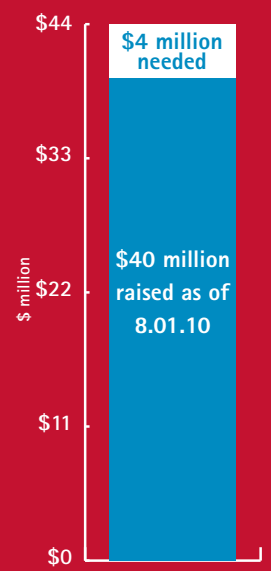


“The Dean McGee Eye Institute is one of the outstanding leaders for patient care and scientific advancement in Oklahoma’s biotech community, as well as being a global leader.”

Christy Everest, Trustee of the E.L. and Thelma Gaylord Foundation



VISION FOR TOMORROW CAPITAL CAMPAIGN UPDATE



Campaign Goal: **\$44 million**
Results thru 8.01.10: **\$40 million**

being of Oklahomans is truly extraordinary,” noted Gregory Skuta, President & CEO and the Edward L. Gaylord Professor and Chair of the OU Department of Ophthalmology. “When this project is completed, it is our patients who will benefit from state-of-the-art clinical facilities and innovative research laboratories designed to advance vision care on a state, regional, national, and global scale.”

Following completion of the new construction, renovation of the current 35-year-old structure will follow. Intensive fundraising efforts continue to help secure the remaining balance, which is now less than \$4 million. ■

Vision research, patient care and education are top priorities of the campaign. To contribute, complete the enclosed envelope and return to the Dean McGee Eye Institute or contact Lana Ivy, Vice President of Development, 405-271-7803. All gift amounts are welcomed.

DMEI PHYSICIANS PARTICIPATE IN NATIONAL ETROP STUDY

PEDIATRIC SPECIALIST, R. MICHAEL SIATKOWSKI, M.D., AND RETINA SPECIALIST, REAGAN H. BRADFORD, JR., M.D., were part of the nationwide research team to identify infants who were most likely to benefit from early treatment for a potentially blinding eye condition called retinopathy of prematurity (ROP), resulting in better vision for many children.

These long-term results of the Early Treatment for Retinopathy of Prematurity (ETROP) Study confirm that the visual benefit of early treatment for selected infants continues through 6 years of age. The research, published April 12 online in *Archives of Ophthalmology*, was supported by the National Eye Institute (NEI), part of the National Institutes of Health.


An estimated 15,000 premature infants born each year in the United States are affected by

some degree of ROP. At-risk infants generally are born before 31 weeks of the mother's pregnancy and weigh 2.75 pounds or less. This disease, which usually develops in both eyes, is one of the most common causes of vision loss in children. About 90 percent of infants with ROP have a mild form that does not require treatment, but those who have a more severe form can develop lifelong visual impairment, and possibly blindness.

“...early treatment... improved the vision and retinal health of certain infants...”

In 2003, the ETROP Study found that early treatment of certain high-risk infants improved their vision and retinal health. These infants had dilated or twisted blood vessels in the retina, classified as Type 1 disease. Eyes with Type 2 ROP were less severely affected and did not benefit from

early treatment. Doctors could predict which infants were more likely to benefit from early treatment by identifying certain eye characteristics, such as the appearance and location of the blood vessels.



R. Michael Siatkowski, M.D.



Reagan H. Bradford, Jr., M.D.

The current study followed the same 370 children through 6 years of age, when researchers checked their vision and examined the development of their eyes. The nine-month study recommendations were confirmed through 6 years. Type 1 eyes benefitted from early treatment, and Type 2 eyes had similar results with either early treatment or treatment at the standard time. Seventy-five percent of the early-treated Type 1 eyes were spared legal blindness, compared with 67 percent of Type 1 eyes that received treatment at the standard time. Of the Type 2 eyes that were carefully monitored for disease progression through the standard protocol, more than half improved without treatment.*

“Our team has been working with the ETROP Study for 9 years and is honored to play a role in new treatment options that will impact the lives of so many Oklahoma children,” noted Dr. Gregory Skuta, CEO/President, Dean McGee Eye Institute. “New treatment protocols from this study give us the tools to impact the vision of the tiniest among us early in their lives before the trauma of premature birth can damage their eyes.” ■

**Source: National Institutes of Health*

FACULTY AWARDS AND ACTIVITIES

ROBERT E. "GENE" ANDERSON, M.D., PH.D., has been awarded the 2011 Association for Research in Vision and Ophthalmology (ARVO) Proctor Medal, ARVO's oldest and most prestigious award that recognizes an individual for outstanding research in the basic or clinical sciences as applied to ophthalmology.

JOHN D. ASH, PH.D., has been granted the Lew R. Wasserman Merit Award by Research to Prevent Blindness. The \$60,000 grant is awarded each year to some of the nation's leading scientists engaged in eye research through medical institutions such as the Dean McGee Eye Institute.

MICHELLE C. CALLEGAN, PH.D., Dean McGee Eye Institute and OU Department of Ophthalmology researcher, was recognized as an Association for Research in Vision and Ophthalmology (ARVO) 2010 Silver Fellow.

DANIEL J.J. CARR, PH.D., Dean McGee Eye Institute researcher and Professor in the Department of Ophthalmology and Department of Microbiology and Immunology at the OU College of Medicine, has been awarded the Presbyterian Health Foundation Presidential Professorship.

DANIEL J.J. CARR, PH.D., AND TODD WUEST, graduate student, published a paper in the *Journal of Experimental Medicine*, vol. 207:101-115, 2010, describing a novel finding

that a common human pathogen, herpes simplex virus type 1, induces the growth of lymphatic vessels in the cornea of its host and may contribute to problems with visual acuity in patients.

MICHAEL H. ELLIOTT, PH.D., Dean McGee Eye Institute and OU Department of Ophthalmology researcher, has been awarded a \$1.7 million grant from the National Eye Institute at the National Institutes of Health for his studies into the role of caveolin-1 in the integrity of the blood-retinal barrier. The loss of this barrier, which protects the retina, is common in three of the most devastating diseases of the eye: diabetic retinopathy, age-related macular degeneration and retinopathy of prematurity.

BRADLEY K. FARRIS, M.D., has been awarded the 2009 Patients' Choice Award by the American Registry of Business Excellence for the second consecutive year. The award reflects the exceptionally high praise that Dr. Farris received through online feedback from his patients and is bestowed to physicians who have received near perfect scores as voted by patients.

P. LLOYD HILDEBRAND, M.D., *The Impact on Resource Utilization of Telemedicine Integration to Evaluate ROP: Analysis of the TROPIC Database*, Invited Presentation at Retina 2009: The Cutting Edge—Subspecialty Day, October 2009, San Francisco, CA. Additional presentations at the 2009 Annual Meeting

of the American Academy of Ophthalmology include: *The Economic Stimulus Program: How Can It Benefit You?*; *Electronic Health Records: Maximizing Your Stimulus Payments*; Instructional Course: *The Impact of Information Technology on Ophthalmology Practice*; and Symposium: *Digital Imaging: How Standards Make Your Life Easier*. Other activities included: Chair, Medical Information Technology Committee Meeting; Chair, DICOM Working Group 9 Eye Care Meeting—Digital Imaging; attendance at World Health Organization ICD-11 Ophthalmology Technical Advisory Group Meeting; and Editor for *Eyelid, Orbit and Lacrimal Diseases*.

MAHMOUD A. KHAIMI, M.D., selected as one of America's Top Ophthalmologists by *Guide to America's Top Ophthalmologists*, Consumers' Research Council of America; selected to serve as a consultant on the Ophthalmic Devices Panel of the Medical Devices Advisory Committee, Center for Devices and Radiological Health, Food and Drug Administration; Primary Investigator for the Primary Trabeculectomy versus Tube Study, a major national/international study to compare the long-term safety and efficacy of nonvalved tube shunt surgery to trabeculectomy with mitomycin C in eyes that have not had previous ocular surgery; Primary Investigator for a Merck MK 2452 Study comparing the safety and efficacy of the preservative-free formulation of 0.0015% Tafluprost (MK2452) and preservative-free 0.5% Timolol Maleate in patients with open-angle glaucoma and ocular hypertension.

ROBERT E. LEONARD II, M.D., was featured on OETA and KOKH channels in Oklahoma City in a news story, "OU Researchers Find Way to Prevent Blindness in Research Model for Retinitis Pigmentosa," along with Muna Naash, Ph.D., and DMEI patient Tracie Harris.

STEVEN R. SARKISIAN, JR., M.D., is a sub-investigator on two clinical trial studies: the Primary Tube versus Trabeculectomy Study, a large prospective trial comparing these two surgical techniques in naive eyes with glaucoma, and the Merck MK 2452 Study comparing a new drug for the treatment of glaucoma.

R. MICHAEL SIATKOWSKI, M.D., was awarded the James P. Luton Chair in Ophthalmology and appointed Vice Chair for Academic Affairs for the DMEI/OU Department of Ophthalmology.

GREGORY L. SKUTA, M.D., delivered the Third Annual M. Bruce Shields Lecture as part of the Thirteenth Annual Yale Glaucoma Symposium in New York City on November 6, 2009. He presented the Fifteenth Annual H. Saul Sugar Lecture at the 33rd Annual Alumni Meeting of Henry Ford Hospital and Medical Centers in Detroit on June 5, 2010.

JEAN ANN VICKERY, FCLSA, was inducted as a new Board of Director for a three-year term at the spring Contact Lens Society of American (CLSA) meeting in Albuquerque, New Mexico. CLSA is the premier education vehicle for contact lens education throughout the country. ■

Dr. Ann Warn completes prestigious health board term

DR. ANN WARN, AN OPHTHALMOLOGIST WITH THE DEAN MCGEE EYE INSTITUTE

in Lawton, is completing her ninth and final year as a member of the Oklahoma State Board of Health, representing Comanche, Caddo, Blaine, Kingfisher, Grady, Canadian, Jefferson, Stephens and Cotton counties.

The Oklahoma State Board of Health is the governing body of the Oklahoma State Department of Health. The nine-member Board is appointed by the Governor with confirmation by the Oklahoma Senate. Each Board member serves a nine-year term. Eight of the nine members represent specific county regions of the state, and one member is appointed to represent the state at large.

“Dr. Warn has made an inestimable impact on the health and well-being of Oklahoma during her long tenure on this important board representing a broad portion of the state,” said Dr. Gregory Skuta, President/CEO of the Dean McGee Eye Institute and Edward L. Gaylord

Professor and Chair of the University of Oklahoma Department of Ophthalmology. “The Dean McGee Eye Institute is committed to encouraging our ophthalmologist physicians to offer their expertise, skills and leadership to professional and community organizations across Oklahoma and the nation. Dr. Warn is an outstanding example of this commitment.”

Dr. Warn was appointed to the Oklahoma Board of Health in 2001 by Governor Frank Keating. She completed her term this year, serving on the Ethics and Audit Committees. She is a past president of the organization and also served on the Finance and Policy Committees. Dr. Warn is a Clinical Assistant Professor in the University of Oklahoma Department of Ophthalmology. ■



BRANDALYN D. PLUMLEE, O.D., JOINED the Dean McGee Eye Institute staff in July, 2010. Her clinical focus is primary care optometry and contact lens services, and her special interests are comprehensive optometry services from pediatrics to geriatrics. Dr. Plumlee is a native of Oklahoma and received her undergraduate degree from the University of Oklahoma and her Doctor of Optometry degree from Nova Southeastern University in Ft. Lauderdale, Florida in 2005. ■

Dr. R. Michael Siatkowski **APPOINTED VICE CHAIR FOR ACADEMIC AFFAIRS**

DR. R. MICHAEL SIATKOWSKI,

who currently holds an OU Presidential Professorship, was appointed Vice Chair for Academic Affairs with confirmation by the DMEI Executive Committee in December, 2009. Dr. Siatkowski's qualifications for this position are numerous, including his nearly 80 peer-reviewed publications (including a prolific publication and meeting presentation record with our residents, fellows, and medical students) and almost 20 book chapters, his national stature as leader in numerous pediatric ophthalmology organizations, his roles in the American Academy of Ophthalmology and the American Board of Ophthalmology, his numerous teaching awards, and his service on editorial boards of ophthalmologic journals.

His responsibilities in this role will include assisting in faculty recruitment; mentoring fellow faculty and advancing faculty development; assisting in the faculty promotion process; developing more robust educational



R. Michael Siatkowski, M.D.

programs, including Visiting Professor programs and CME programs; enhancing clinical research programs; enhancing resident/fellow/clinical faculty research and publications; enhancing interaction among clinical and basic science faculty; and assisting in enhancing the DMEI/OU Department of Ophthalmology's national and international reputation. In May, the University of Oklahoma Board of Regents confirmed Dr. R. Michael Siatkowski's appointment as the James P. Luton Endowed Chair in Ophthalmology. ■





retinopathy outreach program

BRINGS EXPERTISE TO AMERICAN INDIANS

IT'S NOT OFTEN THAT A SINGLE IDEA BORN OF NECESSITY CHANGES HEALTH CARE OUTCOMES FOR THOUSANDS OF OKLAHOMANS. But that is exactly what happened 20 years ago when Stephen R. Fransen, M.D. was desperate to find a way to reach his patients outside of Oklahoma City.

Dr. Fransen, an ophthalmologist at the Dean McGee Eye Institute and Associate Professor in the University of Oklahoma College of Medicine's Department of Ophthalmology, was treating American Indian patients with diabetic retinopathy from all over the state in his clinics in Oklahoma City. He was experiencing great success with treating and preventing disease, but he noticed that several patients were skipping appointments and wanted to know why.

...continued on next page...

Left: Captain Robert Morgan, O.D. and Stephen Fransen, M.D. with patient at Pawnee Clinic.

...continued from previous page...

When asked, patients said that they did not want to make the 100-mile trip to Oklahoma City. They were afraid that they would get lost in town, or they were not sure a “city ophthalmologist” could understand their American Indian issues.

Something needed to be done. Fransen knew that without treatment, patients would suffer debilitating consequences, including blindness. His opportunity to make a difference came in 1991 when Dr. Thomas E. Acers, President of the Dean McGee Eye Institute at that time, called together Fransen and Dr. John Garber, an optometrist at the Chickasaw Nation’s Carl Albert Indian Health Facility in Ada. Acers was dedicated to improving eye care for American Indians and challenged Fransen and Garber to focus on diabetic retinopathy. An idea from that meeting changed Fransen’s practice and altered health outcomes for thousands of American Indians in Oklahoma.

That year, Fransen and Garber created a retina clinic in Ada in which patients with diabetic retinopathy would be seen and diagnosed. Once several patients were identified, Fransen would travel to their clinic to treat them, not the other way around.

“Our partnership with the Dean McGee Eye Institute is literally life-changing for many of our patients.”

“It’s incredibly efficient when I go down there. It works,” Fransen said. “So many of our problems in health care revolve around

getting people to listen to us and take care of themselves. So, when it’s their program, in their community, at the clinic where their family members have gone, they do what they need to do.”

Since the beginning of the program, the proportion of Chickasaw Nation tribal members who seek annual eye

examinations has increased from 40 percent to more than 70 percent, according to Garber.

“Our partnership with the Dean McGee Eye Institute is literally life-changing for many of our patients,” said Bill Anoatubby, governor of the Chickasaw Nation. “By bringing diagnostic and treatment skills from the nation’s leading eye care specialists to our patients, we are helping to prevent one of the most devastating complications of diabetes.”

The pilot program was so successful, Fransen and the Chickasaw Nation opened the first Diabetic Retinopathy Outreach Program (DROP) clinic in 1997.

“The Chickasaw Nation is very pleased to be associated with the Dean McGee Eye Institute

...continued on next page...

Right: Neal McCaleb, Chairman of Chickasaw Nation Industries



The Chickasaw Nation is very pleased to be associated with the Dean McGee Eye Institute in the deployment of this very important tool. Its wide-scale application can have a significant role in extended life expectancy and improved quality of life.





The service that Dr. Fransen provides to the Choctaw Nation Health Care and the American Indian people is an invaluable service that is second to none. We are truly blessed.



Early diagnosis and treatment, through programs like Dr. Fransen's, assist patients in maintaining their independence and normal daily lives. We are very pleased.



...continued from previous page...

in the deployment of this very important tool,” said Neal McCaleb, chairman of Chickasaw Nation Industries. “Its wide-scale application can have a significant role in extended life expectancy and improved quality of life.”

Dr. Judy Goforth Parker, administrator, Chickasaw Nation Division of Health, said, “Because this system is so convenient for our patients, we have been able to detect diabetic retinopathy in its early stages and treat it successfully.”

The second DROP clinic was opened in Talihipa by the Choctaw Nation of Oklahoma in 2001.

“This availability of care in a rural setting often means the difference between patients with usable vision and legal blindness,” said Dr. Olin W. Fenton, an optometrist with the Choctaw Nation of Oklahoma.


Choctaw Chief Gregory Pyle added, “This is an excellent example of collaboration between tribal health care systems and those who provide services to Indian patients. We really appreciate Dr. Fransen’s service and expertise.”

Administrator Teresa Jackson agreed. “The service that Dr. Fransen provides to the Choctaw Nation Health Care and the American Indian

...continued on next page...

Left: (L to R clockwise) Teresa Jackson, Choctaw Nation Health Care Administrator, Stephen R. Fransen, M.D., DMEI, Olin W. Fenton, O.D., Choctaw Nation Health Center, Mickey Percy, Executive Director of Choctaw Nation Health Services (seated).

Above: (back row L to R) James Lambert, O.D., Julie McCarty, O.D., and Brandi Johnson, O.D. (front row L to R) Stephen R. Fransen, M.D., DMEI, and Kevin Tanner, O.D. at the Muscogee Creek Nation Community Hospital.



This relationship has been good for our patients because of the great care they receive and the fact that they don't have to travel long distances to obtain it.



...continued from previous page...

people is an invaluable service that is second to none. We are truly blessed.”

Several officials took notice of the “excellent collaboration,” prompting more DROP clinics in other regions of the state.

In 2004, the Muscogee (Creek) Nation opened a DROP clinic in Okemah to serve nine counties in northeastern Oklahoma.

“Diabetic Retinopathy is a condition that robs diabetic patients of their sight. This, obviously, has a huge impact on a patient’s quality of life,” said Edwin McLemore, director of the Muscogee Creek Nation Division of Health. “Early diagnosis and treatment, through programs like Dr. Fransen’s, assist patients in maintaining their independence and normal daily lives. We are very pleased.”

Patients in another seven counties were granted access to state-of-the-art services in



(L to R) Lt. Commander David L. Doss, O.D., Captain Robert Morgan, O.D., and Stephen R. Fransen, M.D, DMEI at Pawnee Clinic.

2005 when the Pawnee Nation opened a DROP clinic to serve seven American Indian tribes in northern Oklahoma.

“This relationship has been good for our patients because of the great care they receive and the fact that they don’t have to travel long distances to obtain it,” said Travis L. Scott, R.D., M.P.H., chief executive of the Pawnee Service Unit. “It also has been good for the eye care staff and students because of the ongoing teaching and sharing of ideas by Dr. Fransen.”

As technology has advanced, so has the availability of services in smaller communities. Last year, clinics in Ada and Talihina added intravitreal injection components to clinics to treat diabetic macular edema and age-related macular degeneration, another retinal disease that can lead to blindness if not treated.

“One of our principles when we started the DROP program was our commitment to deliver state of the art care. I want people to know they will get the same quality care at each DROP clinic as they would if they saw me here at Dean McGee,” Fransen said.

Fransen and tribal leaders hope to share this successful model with other tribes in Oklahoma and in other states. The idea also could work in non-tribal rural communities throughout the country that have local optometrists, hospitals or clinics, but do not have access to specialized treatment such as lasers and injections for diabetic retinopathy and macular degeneration.

“People should not be going blind from diabetic retinopathy, but they still are. When you have the ability to knock it down like this, but it’s still the leading cause of blindness, that’s more of a moral issue that we cannot tolerate,” Fransen said.

He concluded, “People come to us when they’re most vulnerable, ‘I think I’m going to go blind,’ and we get to say ‘Wait, that doesn’t have to happen.’ It’s very satisfying, and it’s great to be an ophthalmologist and to be part of the solution.” ■



“Beauty
is in the
eye of the
beholder.”

—Plato



Indian Feathers Photo Courtesy of Mike Klemme Photography



608 Stanton L. Young Blvd.
Oklahoma City, OK 73104

Change service requested.

*Please notify us at (405) 271-7801 if you
wish to be removed from our mailing list.*

NON-PROFIT ORG.
U.S. POSTAGE
PAID
OKLA. CITY, OK
PERMIT NO. 853

• DMEI • invision

inside this issue:

ARVO 2011 Proctor Medal p.7

\$1.7 Million Grant Awarded p.9

Expansion Continues p.16

Physicians Part of National ETROP Study p.18

www.dmei.org